

PAKISTAN

EDUCATION STATISTICS

2001-2002

NATIONAL EDUCATIONAL MANAGEMENT INFORMATION SYSTEM

**ACADEMY OF EDUCATIONAL
PLANNING AND MANAGEMENT**

MINISTRY OF EDUCATION

**Taleemi Chowk, G-8/1,
ISLAMABAD**

<http://www.aepam.gov.pk>



PAKISTAN

SCHOOL EDUCATION STATISTICS

2001-2002



**National Educational Management Information System
Academy of Educational Planning And Management**

**Ministry of Education
<http://www.aepam.gov.pk>
Taleemi Chowk, G-8/1
Islamabad
March 2004**

© AEPAM, Islamabad, 2004

Scope & Coverage: *Provincial Education Departments, ICT, FANA, FATA, AJK & available private schools data*

Cataloguing in Publication Data

Main entry under Title

Pakistan School Education Statistics: 2001-2002/ prepared by EMIS Division under NEMIS Project (NEMIS statistical study No. 170)

1. Educational statistics 2. School census 3. School statistics 4. Pakistan – statistics 5. Pakistan
6. *AJK*- statistics 7. *FATA*- statistics 8. *FANA*- statistics

371.0021205491

ISBN=969-444-116-1

TABLE OF CONTENTS

| | |
|---|-----|
| Professional Team | i |
| Foreword | iii |
| Introduction | v |
| Summary | 3 |
| Institutions by Level, Gender and Location | 4 |
| Enrolment by Level, Gender and Location | 5 |
| Teachers by Level, Gender and Location | 6 |
| Institutions (Public Sector) by Province, Level, Gender and Location | 8 |
| Institutions (Private Sector) by Province, Level, Gender and Location | 9 |
| Institutions (Public + Private) by Province, Level, Location and Gender | 11 |
| Enrolment (Public Sector) by Province, Level, Gender and Location | 13 |
| Enrolment (Private Sector) by Province, Level, Gender and Location | 14 |
| Enrolment (Public + Private) by Province, Level, Location and Gender | 16 |
| Teachers (Public Sector) by Province, Level, Gender and Location | 18 |
| Teachers (Private Sector) by Province, Level, Gender and Location | 19 |
| Teachers (Public + Private) by Province, Level, Location and Gender | 21 |
| Education Data (Public Sector) by Years, 1999-2000 to 2001-2002 | 22 |
| Pakistan Population by Age Year 2002 | 22 |

Pakistan

| | | |
|----------------------------|--|----|
| Table 1.1 | Number of Schools by Location, Gender and Level | 25 |
| Table 1.2 | Enrolment by Stage, Gender and location | 30 |
| Table 1.3 | Enrolment by Level, Gender and Location | 36 |
| Table 1.4 | Number of Teachers by Level, Gender, Location and Professional Qualification | 39 |
| Table 1.5 | Number of Teachers by Level, Gender, Location and Academic Qualification | 46 |
| Physical Facilities | | |
| Table 1.6 | (Building) | 48 |
| Table 1.7 | (Ownership) | 51 |
| Table 1.8 | (Construction) | 54 |
| Table 1.9 | (Electricity) | 57 |
| Table 1.10 | (Drinking Water) | 60 |
| Table 1.11 | (Latrine for Students) | 63 |
| Table 1.12 | (Boundary Wall) | 66 |

Punjab

| | | |
|----------------------------|--|----|
| Table 2.1 | Number of Schools by Location, Gender and Level | 71 |
| Table 2.2 | Enrolment by Stage, Gender and location | 72 |
| Table 2.3 | Enrolment by Level, Gender and Location | 73 |
| Table 2.4 | Number of Teachers by Level, Gender, Location and Professional Qualification | 75 |
| Table 2.5 | Number of Teachers by Level, Gender, Location and Academic Qualification | 77 |
| Physical Facilities | | |
| Table 2.6 | (Building) | 79 |
| Table 2.7 | (Ownership) | 81 |
| Table 2.8 | (Construction) | 83 |
| Table 2.9 | (Electricity) | 85 |
| Table 2.10 | (Drinking Water) | 87 |
| Table 2.11 | (Latrine for Students) | 89 |
| Table 2.12 | (Boundary Wall) | 91 |

Sindh

| | | |
|----------------------------|--|-----|
| Table 3.1 | Number of Schools by Location, Gender and Level | 95 |
| Table 3.2 | Enrolment by Stage, Gender and location | 96 |
| Table 3.3 | Enrolment by Level, Gender and Location | 97 |
| Table 3.4 | Number of Teachers by Level, Gender, Location and Professional Qualification | 99 |
| Table 3.5 | Number of Teachers by Level, Gender, Location and Academic Qualification | 101 |
| Physical Facilities | | |
| Table 3.6 | (Building) | 102 |
| Table 3.7 | (Ownership) | 103 |
| Table 3.8 | (Construction) | 105 |
| Table 3.9 | (Electricity) | 106 |
| Table 3.10 | (Drinking Water) | 107 |
| Table 3.11 | (Latrine for Students) | 108 |
| Table 3.12 | (Boundary Wall) | 109 |

NWFP

| | | |
|----------------------------|--|-----|
| Table 4.1 | Number of Schools by Location, Gender and Level | 113 |
| Table 4.2 | Enrolment by Stage, Gender and location | 114 |
| Table 4.3 | Enrolment by Level, Gender and Location | 115 |
| Table 4.4 | Number of Teachers by Level, Gender, Location and Professional Qualification | 117 |
| Table 4.5 | Number of Teachers by Level, Gender, Location and Academic Qualification | 118 |
| Physical Facilities | | |
| Table 4.6 | (Building) | 119 |
| Table 4.7 | (Ownership) | 120 |
| Table 4.8 | (Construction) | 121 |
| Table 4.9 | (Electricity) | 122 |
| Table 4.10 | (Drinking Water) | 123 |
| Table 4.11 | (Latrine for Students) | 124 |
| Table 4.12 | (Boundary Wall) | 125 |

Balochistan

| | | |
|----------------------------|--|-----|
| Table 5.1 | Number of Schools by Location, Gender and Level | 129 |
| Table 5.2 | Enrolment by Stage, Gender and location | 130 |
| Table 5.3 | Enrolment by Level, Gender and Location | 131 |
| Table 5.4 | Number of Teachers by Level, Gender, Location and Professional Qualification | 133 |
| Table 5.5 | Number of Teachers by Level, Gender, Location and Academic Qualification | 134 |
| Physical Facilities | | |
| Table 5.6 | (Building) | 135 |
| Table 5.7 | (Ownership) | 136 |
| Table 5.8 | (Construction) | 137 |
| Table 5.9 | (Electricity) | 138 |
| Table 5.10 | (Drinking Water) | 139 |
| Table 5.11 | (Latrine for Students) | 140 |
| Table 5.12 | (Boundary Wall) | 141 |

AJK

| | | |
|----------------------------|--|-----|
| Table 6.1 | Number of Schools by Location, Gender and Level | 145 |
| Table 6.2 | Enrolment by Stage, Gender and location | 146 |
| Table 6.3 | Enrolment by Level, Gender and Location | 147 |
| Table 6.4 | Number of Teachers by Level, Gender, Location and Professional Qualification | 149 |
| Table 6.5 | Number of Teachers by Level, Gender, Location and Academic Qualification | 151 |
| Physical Facilities | | |
| Table 6.6 | (Building) | 153 |
| Table 6.7 | (Ownership) | 155 |
| Table 6.8 | (Construction) | 157 |
| Table 6.9 | (Electricity) | 159 |
| Table 6.10 | (Drinking Water) | 161 |
| Table 6.11 | (Latrine for Students) | 163 |
| Table 6.12 | (Boundary Wall) | 165 |

FANA

| | | |
|----------------------------|--|-----|
| Table 7.1 | Number of Schools by Location, Gender and Level | 169 |
| Table 7.2 | Enrolment by Stage, Gender and location | 170 |
| Table 7.3 | Enrolment by Level, Gender and Location | 171 |
| Table 7.4 | Number of Teachers by Level, Gender, Location and Professional Qualification | 173 |
| Table 7.5 | Number of Teachers by Level, Gender, Location and Academic Qualification | 174 |
| Physical Facilities | | |
| Table 7.6 | (Building) | 175 |
| Table 7.7 | (Ownership) | 176 |
| Table 7.8 | (Construction) | 177 |
| Table 7.9 | (Electricity) | 178 |
| Table 7.10 | (Drinking Water) | 179 |
| Table 7.11 | (Latrine for Students) | 180 |
| Table 7.12 | (Boundary Wall) | 181 |

FATA

| | | |
|----------------------------|--|-----|
| Table 8.1 | Number of Schools by Location, Gender and Level | 185 |
| Table 8.2 | Enrolment by Stage, Gender and location | 186 |
| Table 8.3 | Enrolment by Level, Gender and Location | 187 |
| Table 8.4 | Number of Teachers by Level, Gender, Location and Professional Qualification | 190 |
| Table 8.5 | Number of Teachers by Level, Gender, Location and Academic Qualification | 192 |
| Physical Facilities | | |
| Table 8.6 | (Building) | 194 |
| Table 8.7 | (Ownership) | 195 |
| Table 8.8 | (Construction) | 196 |
| Table 8.9 | (Electricity) | 198 |
| Table 8.10 | (Drinking Water) | 199 |
| Table 8.11 | (Latrine for Students) | 200 |
| Table 8.12 | (Boundary Wall) | 201 |

ICT

| | | |
|----------------------------|--|-----|
| Table 9.1 | Number of Schools by Location, Gender and Level | 205 |
| Table 9.2 | Enrolment by Stage, Gender and location | 206 |
| Table 9.3 | Enrolment by Level, Gender and Location | 207 |
| Table 9.4 | Number of Teachers by Level, Gender, Location and Professional Qualification | 209 |
| Table 9.5 | Number of Teachers by Level, Gender, Location and Academic Qualification | 211 |
| Physical Facilities | | |
| Table 9.6 | (Building) | 212 |
| Table 9.7 | (Ownership) | 213 |
| Table 9.8 | (Construction) | 214 |
| Table 9.9 | (Electricity) | 215 |
| Table 9.10 | (Drinking Water) | 216 |
| Table 9.11 | (Latrine for Students) | 217 |
| Table 9.12 | (Boundary Wall) | 218 |

NATIONAL EDUCATIONAL MANAGEMENT INFORMATION SYSTEM
 ACADEMY OF EDUCATIONAL PLANNING AND MANAGEMENT
 MINISTRY OF EDUCATION
www.aepam.gov.pk

Phone : 9260674, 9261354 , 9261360

Fax : 9261359, 2856039

| Professional Staff | |
|----------------------------|--|
| Dr. Haroona Jatoi | Director General |
| Mr. Dawood Shah | Joint Director (MIS) /Project Director (NEMIS) |
| Mr. Nasir Amin | System Analyst |
| Mr. Jamshed Maqbool | Database Specialist |
| Mr. Ikhtisar Ali | Computer Operator |

| Acknowledgements |
|--|
| Mr. Muhammad Arshad Khokhar Provincial Coordinator Punjab EMIS, Lahore |
| Mr. Ilyas Soomro Director/ Provincial Coordinator Directorate of SEMIS, Karachi |
| Mr. Salah-ud-Din Deputy Director/Provincial Coordinator EMIS Education Department Government of NWFP, Peshawar |
| Mr. Munir Ahmed Director/ Provincial Coordinator Balochistan EMIS (BEMIS), Quetta |
| Sardar Azam Khan Director/ Coordinator EMIS AJK Education Department Government of AJK, Muzaffarabad |
| Mr. Shahzada Ibrahim Director/ Coordinator EMIS FANA Directorate of Education FANA, Gilgit |
| Dr. Abdur Rauf Director/ Coordinator EMIS FATA Education Directorate FATA, Peshawar |
| Brig. (R) Maqsood ul Hassan Director General Federal Directorate of Education, Islamabad |

| Publications |
|--|
| National Report on School Education Statistics, 1992-1993 |
| National Report on School Education Statistics, 1993-1994 |
| National Report on School Education Statistics, 1994-1995 |
| National Report on School Education Statistics, 1995-1996 |
| National Report on School Education Statistics, 1996-1997 |
| National Report on School Education Statistics, 1997-1998 |
| National Report on School Education Statistics, 1998-1999 |
| National Report on School Education Statistics, 1999-2000 |
| National Report on School Education Statistics, 2000-2001 |
| National Report on School Education Statistics, 2001-2002 |

PAKISTAN SCHOOL EDUCATION STATISTICS 2001-2002

Foreword

The availability of valid, reliable, comprehensive and educational statistics are pre-requisite for pragmatic planning and decision-making, monitoring and evaluation for improvement and development of education system. The National Education Management Information Systems (NEMIS) functioning in AEPAM is responsible for data-collection from ICT and consolidation of data at national level provided by provincial EMIS units. The NEMIS also provides technical support to the provincial EMIS units for enhancing their skills of computer personnel.

At present, the NEMIS is publishing reports covering the educational data of only public sector educational institutions up to higher secondary level. It does not cover the educational institutions managed by other government departments, private educational institutions as well as non-formal schools. Usually the private sector information is not provided by the provincial EMIS units to the NEMIS. The figures of private schools reported in the document are estimated on the basis of the Census of Private Educational Institutions in Pakistan conducted by Federal Bureau of Statistics during 1999-2000. Moreover, data from other governmental organizations, i.e. WAPDA, Cantt and Garrison, Pakistan Air Force, Bahria, Fauji Foundation and MCs, NGOs need to be incorporated in the national publication.

The Annual National Education Statistics Reports are being published by AEPAM since 1992-93. The present report is the 10th National Report. The report contains information regarding number of educational institutions, enrolment, teachers and physical facilities. The figures are categorized by gender and location for each province/region. It is expected that the information given in the report will reveal trends and important milestones in the system as a whole and lead as a catalyst in the process of setting goals and targets at micro and macro level planning and decision making.

I would like to appreciate the help and support of the provincial/regional EMIS units of Punjab, Sindh, NWFP, Balochistan, FANA, FATA and AJK who have provided the provincial/ regional consolidated data for incorporation in this national report. I would also like to express my gratitude to the educational managers of ICT for their help and support in conducting school census in ICT. I would also like to acknowledge the efforts made by the NEMIS team for producing this report. This report contains first-hand and valuable information, which will facilitate the educational planners and decision-makers in rational decision-making.

Dr. Haroona Jatoi
Director General

Introduction

This report is the outcome of four Provincial EMISs, AJK, FANA, FATA & ICT efforts, which have been compiled by National Educational Management Information Systems (NEMIS) that functions under the umbrella of AEPAM. The data contained in the report relate to the total number of public and private schools upto secondary level by gender and location for the year 2001-2002. It also contains class wise enrolment, number of teachers and availability of physical facilities in the public schools. The following account relates to a brief introduction of AEPAM and different aspects of NEMIS, its collaborators, school census, and reporting.

Academy of Educational Planning and Management (AEPAM)

The Academy was established in 1982 as professional organization of the Ministry of Education. It has a Board of Governors, which is chaired by Federal Education Secretary. The Academy is headed by Director General with 11 Faculty Members including Director General. Majority of Faculty Members are foreign qualified, having diversified background in education. The Academy is mainly charged with responsibilities of training of Educational Administrators, Managers, and Planners; conducting research regarding issues related to various aspects of Education Development, strengthening MIS and Education Statistics activities; and providing Documentation Services.

The Academy has conducted about 250 training programmes so far. A corps of more than 4600 educational personnel has been trained. More than 255 research studies, surveys, and reports and numerous research papers were produced. The Library has more than 10,000 research reports, documents and papers on EPM and allied disciplines in its computerized database for easy retrieval and quick access to relevant information. 162 Annual Education Statistics reports, surveys and studies including ICT, FATA and FANA reports were published so far.

National Educational Management Information System (NEMIS)

Until 1982 with the exception of NWFP, there was no computerized database available in the country's education system. However, in the rest of Pakistan, manual facilities were existed which appeared outdated, obsolete, time consuming and also unreliable. Thus, the data made available was normally two to three years old. Moreover, there was previously technical discrepancies and no assurance of the quality of data, consequently defective planning. A definite need was, therefore, felt to improve the data collection mechanism, its reliability, relevance and also prompt availability, so as to bring it at par with NWFP where a first pilot EMIS project, which was established (1980-83) by Management Unit for Study and Training (MUST) in Peshawar. It computerized educational data and established an EMIS for the school

department. Later on, not only the activities of MUST were expanded to cover about 75% of all the schools in the province but it also covered all colleges in the province. Following the MUST model, NEMIS Project was initiated during 1991-93.

AEPAM is functioning as a pioneer organization for establishing computerized EMIS in the country and has been providing baseline education data to various agencies for planning, monitoring and policy formulation. NEMIS Project phase-I was launched during 1990-1993, with the assistance of UNESCO, UNDP and USAID. Previously, it was undertaken by Central Bureau of Education (CBE). However, the first national school census in the history of the country was conducted and field data was collected during 1991-92. This project paved the way in the establishment of a network of IBM compatible microcomputers throughout education system of Pakistan at district level and it was spread over seven key locations (Islamabad, Karachi, Lahore, Peshawar, Quetta, Muzaffarabad and Gilgit) to cover almost all district in each province/region. This project was completed in June 1993.

After abolition of the Central Bureau of Education (CBE), the project was shifted to the Academy in view of its professional and technical expertise. The Federal Educational Management Information Systems (FedEMIS) project was approved at a cost of Rs.12.395 million in 1994 for a period of two years (1994-95 and 1995-96). It was accomplished during 1997-98. The major objectives of the FedEMIS project were:

- Providing technical support for establishing a strong database at district level in each province.
- Making available a database to researchers for policy options, projection and diagnostic purposes and to decision-makers for policy formulation;
- Enabling education administrators and managers to have easy and quick access to information and documentation for efficient administration and effective monitoring;
- Coordinating, overseeing and guiding similar projects which have been established in the four provinces; and
- Assist in collecting, processing and analysing educational data relating to ICT, FATA, FANA and AJK.

NEMIS phase-II project was approved at a cost of Rs.18.045 million in May 1997. The duration of project was three years (1998-2001). The NEMIS phase-II project as per approved scheduled was supposed to close on 30th June 2002 but due to financial implications the closing period of this project was extended upto 30th June 2003. The project is being implemented by Academy and financed under SAP-II component of education. The main objectives of the Project were to provide the infrastructure for EMIS and develop the mechanism for collecting educational

data/statistics, particularly from the Federal Areas (Federally Administered Tribal Areas (FATA), Federally Administered Northern Areas (FANA), Azad Jammu and Kashmir (AJK), and Islamabad Capital Territory (ICT)). Further, provincial EMISs will transmit data to the AEPAM for consolidation and development of viable indicators to monitor the progress at national level under SAP-II. Under this project 75 workshops were conducted and about 1700 computer/educational personnel were trained. Fifteen meetings of different NEMIS committees were held and about 165 reports including studies/surveys, census reports and papers were produced.

In continuation of NEMIS-II its next phase in the form of Project NEMIS-III was approved at a cost of Rs. 37.4 million by DDWP in its meeting held on 1st April 2002. The duration of project is 36 months (2003 to 2006). The implementation of the NEMIS phase-III as per approved schedule was supposed to commence from July 2002 but due to the extension of NEMIS project phase-II up to 30th June 2003, its implementation started from 1st July 2003.

Data Compilation Mechanism

NEMIS is the coordinating unit for education statistics/data collection, compilation, report generation and providing technical support to the provincial EMIS units. Each province has established its own EMIS unit in early 1990. Currently, the Academy of Educational Planning and Management is responsible to collect data of educational institutions of ICT under NEMIS. The FATA EMIS unit has been established in 2002 and it will conduct school census for the year 2002-2003. FANA and AJK have already established its EMIS units in 1998 and responsible for collection and compilation of education statistics. The AEPAM has provided technical support for the establishment of these units. The provincial EMIS units are responsible for collection, compilation, analysis and dissemination of education statistics/data of their respective provinces. These provincial units usually collect data through their district EMIS cells by conducting annual school census. The annual school census is usually conducted in October/November by each province. The provincial data is transmitted to NEMIS for consolidation at national level.

AEPAM plays a leading coordination role in addressing crucial issues and problems in respect of compatibility of questionnaires, statistical terminology, data requirement for development of core educational indicators, discrepancy and inconsistency in data, data reliability and validity, non-availability of data on private schools and timely availability of data. Various committees have been constituted under the NEMIS project to discuss these issues. AEPAM has established a regular mechanism for coordinating and monitoring of provincial EMISs and NEMIS.

Pakistan School Education Statistics

The NEMIS produces an annual publication of National Education Statistics that presents a consolidated picture of public schools at national level. The annual National Education Statistics report has been published by AEPAM since 1992-93. The present report is 10th in a series. The report contains the total number of public and private schools up to secondary level by gender and location. There are 192,147 schools of which 155,687 are public schools and the remaining 36,460 are private schools. Out of the total 149,085 are primary schools, 26,790 are middle schools, 15,051 are high schools and 1,221 are higher secondary schools. The total enrolment of both public and private sector up to higher secondary stage are 23,056,518. Out of the total enrolment, 16,776,139 students are enrolled in public education institutions, and 6,280,379 students are enrolled in private education institutions. The enrolment of boys is 13,675,551, whereas the enrolment of girls is 9,380,967. The enrolment at primary stage is 16,930,860, at middle stage 3,821,215, at high stage 1,574,164 and at higher secondary stage 131,772. The total numbers of teachers working in total (Public+Private) education institutions up to higher secondary level are 953,485, out of which 487,831 are male and 465,654 are female. The breakup of the teachers by level working in both public and private education institutions are: primary level including mosque schools 413,920, middle level 230,093, high level 270,222 and higher secondary level 39,250.

The report contains class-wise enrolment (from unadmitted to class 12) by gender and location for each region/province. The report also presents number of teachers by level from primary to higher secondary by professional qualifications and academic qualifications by gender and location for each region and province. The report also provides information regarding availability of physical facility in the educational institutions up to higher secondary stage by gender and location for each region and province. The figures reported in the reports are based on the annual school census conducted by provincial/regional EMIS units. These figures have been provided by the provincial EMIS units to NEMIS. Estimations have been made where the figures are not available.

Public + Private Sectors

**S
U
M
M
A
R
Y**

Institutions by Level, Gender and Location
2001-2002

| Pakistan | | | | | | | | | | | | |
|--------------|--------------|--------------|--------------|---------------|---------------|---------------|---------------|----------------|---------------|---------------|---------------|----------------|
| Level | URBAN | | | | RURAL | | | | TOTAL | | | |
| | Boys | Girls | Mixed | Total | Boys | Girls | Mixed | Total | Boys | Girls | Mixed | Total |
| Primary * | 6,302 | 4,624 | 1,733 | 12,659 | 67,218 | 38,394 | 14,845 | 120,457 | 73,520 | 43,018 | 16,578 | 133,116 |
| Middle | 876 | 958 | 50 | 1,884 | 5,719 | 5,196 | 401 | 11,316 | 6,595 | 6,154 | 451 | 13,200 |
| High | 1,297 | 990 | 42 | 2,329 | 4,508 | 1,567 | 206 | 6,281 | 5,805 | 2,557 | 248 | 8,610 |
| Higher Sec. | 123 | 153 | 14 | 290 | 308 | 146 | 17 | 471 | 431 | 299 | 31 | 761 |
| Total | 8,598 | 6,725 | 1,839 | 17,162 | 77,753 | 45,303 | 15,469 | 138,525 | 86,351 | 52,028 | 17,308 | 155,687 |

* Including Mosque Schools

Note: Data from NWFP (Secondary) and Balochistan are estimated

Private Sector

| | | | | | | | | | | | | |
|--------------|------------|------------|---------------|---------------|------------|------------|---------------|---------------|------------|------------|---------------|---------------|
| Primary | 71 | 71 | 8,080 | 8,223 | 196 | 436 | 7,115 | 7,747 | 268 | 507 | 15,195 | 15,969 |
| Middle | 78 | 70 | 7,875 | 8,023 | 162 | 33 | 5,373 | 5,567 | 239 | 103 | 13,248 | 13,590 |
| High | 303 | 161 | 4,404 | 4,868 | 89 | 44 | 1,440 | 1,573 | 393 | 205 | 5,843 | 6,441 |
| Higher Sec. | 63 | 49 | 221 | 333 | 21 | 26 | 80 | 127 | 84 | 76 | 300 | 460 |
| Total | 516 | 352 | 20,579 | 21,446 | 468 | 539 | 14,007 | 15,014 | 984 | 890 | 34,586 | 36,460 |

Source: Federal Bureau of Statistics, Statistics Division, 1999-2000

Note: Estimated by AEPAM @ 5% for 2001-2002

Total (Public + Private)

| | | | | | | | | | | | | |
|--------------|--------------|--------------|---------------|---------------|---------------|---------------|---------------|----------------|---------------|---------------|---------------|----------------|
| Primary* | 6,373 | 4,695 | 9,813 | 20,882 | 67,414 | 38,830 | 21,960 | 128,204 | 73,788 | 43,525 | 31,773 | 149,085 |
| Middle | 954 | 1,028 | 7,925 | 9,907 | 5,881 | 5,229 | 5,774 | 16,883 | 6,834 | 6,257 | 13,699 | 26,790 |
| High | 1,600 | 1,151 | 4,446 | 7,197 | 4,597 | 1,611 | 1,646 | 7,854 | 6,198 | 2,762 | 6,091 | 15,051 |
| Higher Sec. | 186 | 202 | 235 | 623 | 329 | 172 | 97 | 598 | 515 | 375 | 331 | 1,221 |
| Total | 9,114 | 7,077 | 22,418 | 38,608 | 78,221 | 45,842 | 29,476 | 153,539 | 87,335 | 52,918 | 51,894 | 192,147 |

Enrolment by Level, Gender and Location 2001-2002

| Public Sector | | | | | | | Pakistan | | |
|---------------|------------------|------------------|------------------|------------------|------------------|-------------------|-------------------|------------------|-------------------|
| Stage | URBAN | | | RURAL | | | TOTAL | | |
| | Male | Female | Total | Male | Female | Total | Male | Female | Total |
| Pre-Primary | 39,399 | 26,499 | 65,898 | 360,002 | 172,606 | 532,608 | 399,401 | 199,105 | 598,506 |
| Primary | 1,303,949 | 1,204,814 | 2,508,763 | 5,821,784 | 3,659,047 | 9,480,831 | 7,125,733 | 4,863,861 | 11,989,594 |
| Middle | 606,395 | 531,136 | 1,137,531 | 1,189,354 | 537,037 | 1,726,391 | 1,795,749 | 1,068,173 | 2,863,922 |
| High | 336,682 | 291,342 | 628,024 | 414,091 | 201,316 | 615,407 | 750,773 | 492,658 | 1,243,431 |
| High Sec. | 16,317 | 26,098 | 42,415 | 22,668 | 15,603 | 38,271 | 38,985 | 41,701 | 80,686 |
| Total | 2,302,742 | 2,079,889 | 4,382,631 | 7,807,899 | 4,585,609 | 12,393,508 | 10,110,641 | 6,665,498 | 16,776,139 |

Note: Data from NWFP (Secondary) and Balochistan are estimated

| Private Sector | | | | | | | | | |
|----------------|------------------|------------------|------------------|------------------|----------------|------------------|------------------|------------------|------------------|
| Primary | 1,794,417 | 1,459,023 | 3,253,441 | 1,042,601 | 645,225 | 1,687,826 | 2,837,018 | 2,104,248 | 4,941,266 |
| Middle | 372,576 | 323,117 | 695,692 | 146,803 | 114,799 | 261,601 | 519,378 | 437,915 | 957,293 |
| High | 150,904 | 125,352 | 276,256 | 28,144 | 26,333 | 54,477 | 179,048 | 151,685 | 330,733 |
| High Sec. | 25,728 | 18,767 | 44,495 | 3,737 | 2,854 | 6,591 | 29,465 | 21,621 | 51,086 |
| Total | 2,343,625 | 1,926,259 | 4,269,884 | 1,221,284 | 789,210 | 2,010,495 | 3,564,910 | 2,715,469 | 6,280,379 |

Source: Federal Bureau of Statistics, Statistics Division, 1999-2000

Note: Estimated by AEPAM @ 5% for 2001-2002

| Total (Public + Private) | | | | | | | | | |
|--------------------------|------------------|------------------|------------------|------------------|------------------|-------------------|-------------------|------------------|-------------------|
| Pre-Primary | 39,399 | 26,499 | 65,898 | 360,002 | 172,606 | 532,608 | 399,401 | 199,105 | 598,506 |
| Primary | 3,098,366 | 2,663,837 | 5,762,204 | 6,864,385 | 4,304,272 | 11,168,657 | 9,962,751 | 6,968,109 | 16,930,860 |
| Middle | 978,971 | 854,253 | 1,833,223 | 1,336,157 | 651,836 | 1,987,992 | 2,315,127 | 1,506,088 | 3,821,215 |
| High | 487,586 | 416,694 | 904,280 | 442,235 | 227,649 | 669,884 | 929,821 | 644,343 | 1,574,164 |
| High Sec. | 42,045 | 44,865 | 86,910 | 26,405 | 18,457 | 44,862 | 68,450 | 63,322 | 131,772 |
| Total | 4,646,367 | 4,006,148 | 8,652,515 | 9,029,183 | 5,374,819 | 14,404,003 | 13,675,551 | 9,380,967 | 23,056,518 |

Teachers by Level, Gender and Location 2001-2002

| Public Sector | | | | | | | Pakistan | | |
|---------------|---------------|---------------|----------------|----------------|----------------|----------------|----------------|----------------|----------------|
| Level | URBAN | | | RURAL | | | TOTAL | | |
| | Male | Female | Total | Male | Female | Total | Male | Female | Total |
| Primary* | 37,722 | 37,313 | 75,035 | 174,323 | 82,440 | 256,763 | 212,045 | 119,753 | 331,798 |
| Middle | 10,212 | 13,311 | 23,523 | 49,446 | 42,060 | 91,506 | 59,658 | 55,371 | 115,029 |
| High | 36,924 | 29,672 | 66,596 | 77,841 | 23,454 | 101,295 | 114,765 | 53,126 | 167,891 |
| High Sec. | 5,761 | 5,860 | 11,621 | 8,815 | 3,769 | 12,584 | 14,576 | 9,629 | 24,205 |
| Total | 90,619 | 86,156 | 176,775 | 310,425 | 151,723 | 462,148 | 401,044 | 237,879 | 638,923 |

* Including Mosque Schools

Note: Data from NWFP (Secondary) and Balochistan are estimated

Private Sector

| | | | | | | | | | |
|--------------|---------------|----------------|----------------|---------------|---------------|---------------|---------------|----------------|----------------|
| Primary | 7,117 | 43,810 | 50,927 | 11,295 | 19,900 | 31,194 | 18,412 | 63,710 | 82,122 |
| Middle | 14,694 | 59,045 | 73,738 | 16,408 | 24,918 | 41,326 | 31,102 | 83,962 | 115,064 |
| High | 21,128 | 62,288 | 83,416 | 8,239 | 10,675 | 18,915 | 29,367 | 72,963 | 102,331 |
| High Sec. | 3,668 | 5,752 | 9,420 | 4,238 | 1,388 | 5,626 | 7,905 | 7,140 | 15,045 |
| Total | 46,606 | 170,895 | 217,501 | 40,180 | 56,881 | 97,061 | 86,787 | 227,775 | 314,562 |

Source: Federal Bureau of Statistics, Statistics Division, 1999-2000

Note: Estimated by AEPAM @ 5% for 2001-2002

Total (Public + Private)

| | | | | | | | | | |
|--------------|----------------|----------------|----------------|----------------|----------------|----------------|----------------|----------------|----------------|
| Primary* | 44,839 | 81,123 | 125,962 | 185,618 | 102,340 | 287,957 | 230,457 | 183,463 | 413,920 |
| Middle | 24,906 | 72,356 | 97,261 | 65,854 | 66,978 | 132,832 | 90,760 | 139,333 | 230,093 |
| High | 58,052 | 91,960 | 150,012 | 86,080 | 34,129 | 120,210 | 144,132 | 126,089 | 270,222 |
| High Sec. | 9,429 | 11,612 | 21,041 | 13,053 | 5,157 | 18,210 | 22,481 | 16,769 | 39,250 |
| Total | 137,225 | 257,051 | 394,276 | 350,605 | 208,604 | 559,209 | 487,831 | 465,654 | 953,485 |

Institutions (Public Sector) by Province, Level, Gender and Location
2001-2002

Pakistan

| Provinces/ Regions | Level | URBAN | | | | RURAL | | | | TOTAL | | | |
|-----------------------|-----------|--------------|--------------|--------------|--------------|---------------|---------------|---------------|---------------|---------------|---------------|---------------|---------------|
| | | Boys | Girls | Mixed | Total | Boys | Girls | Mixed | Total | Boys | Girls | Mixed | Total |
| Punjab | Mosque | 1,053 | 21 | - | 1,074 | 6,726 | 63 | - | 6,789 | 7,779 | 84 | - | 7,863 |
| | Primary | 1,929 | 2,445 | - | 4,374 | 19,311 | 20,487 | - | 39,798 | 21,240 | 22,932 | - | 44,172 |
| | Middle | 362 | 573 | - | 935 | 2,313 | 3,331 | - | 5,644 | 2,675 | 3,904 | - | 6,579 |
| | High | 556 | 474 | - | 1,030 | 2,328 | 996 | - | 3,324 | 2,884 | 1,470 | - | 4,354 |
| | High Sec. | 44 | 62 | - | 106 | 138 | 88 | - | 226 | 182 | 150 | - | 332 |
| Total | | 3,944 | 3,575 | - | 7,519 | 30,816 | 24,965 | - | 55,781 | 34,760 | 28,540 | - | 63,300 |
| Sindh | Mosque | - | - | - | - | - | - | - | - | - | - | - | - |
| | Primary | 1,578 | 1,279 | 1,626 | 4,483 | 15,648 | 4,814 | 14,231 | 34,693 | 17,226 | 6,093 | 15,857 | 39,176 |
| | Middle | 297 | 235 | 45 | 577 | 862 | 439 | 362 | 1,663 | 1,159 | 674 | 407 | 2,240 |
| | High | 420 | 318 | 38 | 776 | 403 | 105 | 196 | 704 | 823 | 423 | 234 | 1,480 |
| | High Sec. | 34 | 49 | 13 | 96 | 19 | 7 | 17 | 43 | 53 | 56 | 30 | 139 |
| Total | | 2,329 | 1,881 | 1,722 | 5,932 | 16,932 | 5,365 | 14,806 | 37,103 | 19,261 | 7,246 | 16,528 | 43,035 |
| NWFP | Mosque | 214 | - | - | 214 | 2,978 | - | - | 2,978 | 3,192 | - | - | 3,192 |
| | Primary | 693 | 528 | - | 1,221 | 10,970 | 7,190 | - | 18,160 | 11,663 | 7,718 | - | 19,381 |
| | Middle | 100 | 73 | - | 173 | 1,225 | 678 | - | 1,903 | 1,325 | 751 | - | 2,076 |
| | High | 121 | 73 | - | 194 | 943 | 199 | - | 1,142 | 1,064 | 272 | - | 1,336 |
| | High Sec. | 28 | 23 | - | 51 | 120 | 25 | - | 145 | 148 | 48 | - | 196 |
| Total | | 1,156 | 697 | - | 1,853 | 16,236 | 8,092 | - | 24,328 | 17,392 | 8,789 | - | 26,181 |
| Balochistan | Mosque | 101 | - | - | 101 | 720 | - | - | 720 | 821 | - | - | 821 |
| | Primary | 668 | 276 | - | 944 | 5,822 | 2,326 | - | 8,148 | 6,490 | 2,602 | - | 9,092 |
| | Middle | 86 | 48 | - | 134 | 446 | 116 | - | 562 | 532 | 164 | - | 696 |
| | High | 140 | 81 | - | 221 | 242 | 20 | - | 262 | 382 | 101 | - | 483 |
| | High Sec. | - | - | - | - | - | - | - | - | - | - | - | - |
| Total | | 995 | 405 | - | 1,400 | 7,230 | 2,462 | - | 9,692 | 8,225 | 2,867 | - | 11,092 |
| AJK | Mosque | 29 | - | - | 29 | 1,361 | - | - | 1,361 | 1,390 | - | - | 1,390 |
| | Primary | 22 | 63 | - | 85 | 977 | 1,924 | - | 2,901 | 999 | 1,987 | - | 2,986 |
| | Middle | 16 | 20 | - | 36 | 479 | 474 | - | 953 | 495 | 494 | - | 989 |
| | High | 33 | 23 | - | 56 | 304 | 185 | - | 489 | 337 | 208 | - | 545 |
| | High Sec. | 1 | 4 | - | 5 | 16 | 20 | - | 36 | 17 | 24 | - | 41 |
| Total | | 101 | 110 | - | 211 | 3,137 | 2,603 | - | 5,740 | 3,238 | 2,713 | - | 5,951 |

| Provinces/ Regions | Level | URBAN | | | | RURAL | | | | TOTAL | | | |
|-----------------------|--------------|--------------|--------------|---------------|---------------|---------------|---------------|----------------|---------------|---------------|---------------|----------------|--------------|
| | | Boys | Girls | Mixed | Total | Boys | Girls | Mixed | Total | Boys | Girls | Mixed | Total |
| FANA | Mosque | - | - | - | - | - | - | - | - | - | - | - | - |
| | Primary | 13 | 12 | 40 | 65 | 350 | 175 | 536 | 1,061 | 363 | 187 | 576 | 1,126 |
| | Middle | 13 | 9 | - | 22 | 102 | 47 | 31 | 180 | 115 | 56 | 31 | 202 |
| | High | 11 | 8 | - | 19 | 90 | 22 | 6 | 118 | 101 | 30 | 6 | 137 |
| | Total | 37 | 29 | 40 | 106 | 542 | 244 | 573 | 1,359 | 579 | 273 | 613 | 1,465 |
| FATA | Mosque | - | - | - | - | 223 | 44 | - | 267 | 223 | 44 | - | 267 |
| | Primary | - | - | - | - | 2,088 | 1,340 | - | 3,428 | 2,088 | 1,340 | - | 3,428 |
| | Middle | - | - | - | - | 278 | 93 | - | 371 | 278 | 93 | - | 371 |
| | High | - | - | - | - | 176 | 17 | - | 193 | 176 | 17 | - | 193 |
| | High Sec. | - | - | - | - | 7 | 3 | - | 10 | 7 | 3 | - | 10 |
| Total | - | - | - | - | 2,772 | 1,497 | - | 4,269 | 2,772 | 1,497 | - | 4,269 | |
| ICT | Mosque | - | - | - | - | - | - | - | - | - | - | - | - |
| | Primary | 2 | - | 67 | 69 | 44 | 31 | 78 | 153 | 46 | 31 | 145 | 222 |
| | Middle | 2 | - | 5 | 7 | 14 | 18 | 8 | 40 | 16 | 18 | 13 | 47 |
| | High | 16 | 13 | 4 | 33 | 22 | 23 | 4 | 49 | 38 | 36 | 8 | 82 |
| | High Sec. | 16 | 15 | 1 | 32 | 8 | 3 | - | 11 | 24 | 18 | 1 | 43 |
| Total | 36 | 28 | 77 | 141 | 88 | 75 | 90 | 253 | 124 | 103 | 167 | 394 | |
| Pakistan | Mosque | 1,397 | 21 | - | 1,418 | 12,008 | 107 | - | 12,115 | 13,405 | 128 | - | 13,533 |
| | Primary | 4,905 | 4,603 | 1,733 | 11,241 | 55,210 | 38,287 | 14,845 | 108,342 | 60,115 | 42,890 | 16,578 | 119,583 |
| | Middle | 876 | 958 | 50 | 1,884 | 5,719 | 5,196 | 401 | 11,316 | 6,595 | 6,154 | 451 | 13,200 |
| | High | 1,297 | 990 | 42 | 2,329 | 4,508 | 1,567 | 206 | 6,281 | 5,805 | 2,557 | 248 | 8,610 |
| | High Sec. | 123 | 153 | 14 | 290 | 308 | 146 | 17 | 471 | 431 | 299 | 31 | 761 |
| Total | 8,598 | 6,725 | 1,839 | 17,162 | 77,753 | 45,303 | 15,469 | 138,525 | 86,351 | 52,028 | 17,308 | 155,687 | |

Note: Data from NWFP (Secondary) and Balochistan are estimated

Institutions (Private Sector) by Province, Level, Gender and Location 2001-2002

| Province/ Regions | Level | Pakistan | | | | | | | | | | | |
|----------------------|--------------|------------|------------|---------------|---------------|------------|------------|---------------|---------------|------------|------------|---------------|---------------|
| | | URBAN | | | | RURAL | | | | TOTAL | | | |
| | | Boys | Girls | Mixed | Total | Boys | Girls | Mixed | Total | Boys | Girls | Mixed | Total |
| Punjab | Primary | 30 | 23 | 5,085 | 5,139 | 57 | 85 | 5,037 | 5,179 | 87 | 108 | 10,122 | 10,317 |
| | Middle | 57 | 53 | 5,469 | 5,579 | 62 | 22 | 4,274 | 4,358 | 119 | 75 | 9,743 | 9,936 |
| | High | 221 | 106 | 2,577 | 2,903 | 58 | 36 | 1,088 | 1,181 | 278 | 142 | 3,665 | 4,085 |
| | Higher Sec. | 36 | 27 | 87 | 150 | 12 | 20 | 44 | 76 | 47 | 47 | 131 | 226 |
| | Total | 343 | 209 | 13,218 | 13,771 | 188 | 163 | 10,442 | 10,793 | 531 | 372 | 23,661 | 24,564 |
| Sindh | Primary | 21 | 30 | 2,107 | 2,159 | 6 | 287 | 333 | 626 | 27 | 317 | 2,440 | 2,785 |
| | Middle | 6 | 12 | 1,760 | 1,778 | 3 | 3 | 103 | 109 | 9 | 15 | 1,863 | 1,887 |
| | High | 47 | 41 | 1,494 | 1,582 | 2 | - | 36 | 38 | 49 | 41 | 1,530 | 1,620 |
| | Higher Sec. | 8 | 11 | 75 | 93 | 2 | - | 3 | 5 | 11 | 11 | 78 | 99 |
| | Total | 83 | 93 | 5,436 | 5,612 | 14 | 290 | 475 | 778 | 97 | 383 | 5,910 | 6,390 |
| NWFP | Primary | 14 | 3 | 659 | 676 | 53 | 29 | 1,464 | 1,546 | 66 | 33 | 2,123 | 2,222 |
| | Middle | 11 | 4 | 531 | 546 | 40 | 5 | 839 | 884 | 50 | 9 | 1,370 | 1,430 |
| | High | 23 | 7 | 250 | 280 | 17 | 8 | 254 | 279 | 40 | 16 | 504 | 560 |
| | Higher Sec. | 15 | 9 | 46 | 70 | 5 | 4 | 20 | 29 | 20 | 14 | 66 | 100 |
| | Total | 62 | 24 | 1,487 | 1,573 | 114 | 47 | 2,577 | 2,738 | 176 | 71 | 4,064 | 4,311 |
| Balochistan | Primary | 6 | 15 | 152 | 173 | 2 | 30 | 81 | 113 | 8 | 45 | 233 | 287 |
| | Middle | 4 | 2 | 95 | 101 | 3 | 2 | 29 | 35 | 7 | 4 | 124 | 135 |
| | High | 11 | 4 | 55 | 69 | - | - | 9 | 9 | 11 | 4 | 64 | 79 |
| | Higher Sec. | 4 | 2 | 5 | 12 | - | 2 | - | 2 | 4 | 4 | 5 | 14 |
| | Total | 25 | 23 | 307 | 355 | 5 | 35 | 120 | 160 | 30 | 58 | 426 | 515 |
| FATA | Primary | - | - | - | - | 79 | 2 | 114 | 195 | 79 | 2 | 114 | 195 |
| | Middle | - | - | - | - | 54 | - | 68 | 122 | 54 | - | 68 | 122 |
| | High | - | - | - | - | 13 | - | 24 | 37 | 13 | - | 24 | 37 |
| | Higher Sec. | - | - | - | - | 2 | - | 3 | 5 | 2 | - | 3 | 5 |
| | Total | - | - | - | - | 147 | 2 | 210 | 359 | 147 | 2 | 210 | 359 |
| Islamabad | Primary | - | - | 76 | 76 | - | 2 | 86 | 88 | - | 2 | 162 | 164 |
| | Middle | - | - | 20 | 20 | - | - | 60 | 60 | - | - | 80 | 80 |
| | High | 2 | 2 | 28 | 33 | - | - | 28 | 28 | 2 | 2 | 57 | 61 |
| | Higher Sec. | - | - | 7 | 7 | - | - | 9 | 9 | - | - | 17 | 17 |
| | Total | 2 | 2 | 131 | 135 | - | 2 | 184 | 186 | 2 | 4 | 315 | 321 |
| Pakistan | Primary | 71 | 71 | 8,080 | 8,223 | 196 | 436 | 7,115 | 7,747 | 268 | 507 | 15,195 | 15,969 |
| | Middle | 78 | 70 | 7,875 | 8,023 | 162 | 33 | 5,373 | 5,567 | 239 | 103 | 13,248 | 13,590 |
| | High | 303 | 161 | 4,404 | 4,868 | 89 | 44 | 1,440 | 1,573 | 393 | 205 | 5,843 | 6,441 |
| | Higher Sec. | 63 | 49 | 221 | 333 | 21 | 26 | 80 | 127 | 84 | 76 | 300 | 460 |
| | Total | 516 | 352 | 20,579 | 21,446 | 468 | 539 | 14,007 | 15,014 | 984 | 890 | 34,586 | 36,460 |

Source: Federal Bureau of Statistics, Statistics Division, 1999-00

Note: Estimated by AEPAM @ 5%

**Institutions (Public+Private) by Province, Level, Location and Gender
2001-2002**

Pakistan

| Provinces/ Regions | Level | URBAN | | | | RURAL | | | | TOTAL | | | |
|-----------------------|-----------|--------------|--------------|---------------|---------------|---------------|---------------|---------------|---------------|---------------|---------------|---------------|---------------|
| | | Boys | Girls | Mixed | Total | Boys | Girls | Mixed | Total | Boys | Girls | Mixed | Total |
| Punjab | Mosque | 1,053 | 21 | - | 1,074 | 6,726 | 63 | - | 6,789 | 7,779 | 84 | - | 7,863 |
| | Primary | 1,959 | 2,468 | 5,085 | 9,513 | 19,368 | 20,572 | 5,037 | 44,977 | 21,327 | 23,040 | 10,122 | 54,489 |
| | Middle | 419 | 626 | 5,469 | 6,514 | 2,375 | 3,353 | 4,274 | 10,002 | 2,794 | 3,979 | 9,743 | 16,515 |
| | High | 777 | 580 | 2,577 | 3,933 | 2,386 | 1,032 | 1,088 | 4,505 | 3,162 | 1,612 | 3,665 | 8,439 |
| | High Sec. | 80 | 89 | 87 | 256 | 150 | 108 | 44 | 302 | 229 | 197 | 131 | 558 |
| Total | | 4,287 | 3,784 | 13,218 | 21,290 | 31,004 | 25,128 | 10,442 | 66,574 | 35,291 | 28,912 | 23,661 | 87,864 |
| Sindh | Mosque | - | - | - | - | - | - | - | - | - | - | - | - |
| | Primary | 1,599 | 1,309 | 3,733 | 6,642 | 15,654 | 5,101 | 14,564 | 35,319 | 17,253 | 6,410 | 18,297 | 41,961 |
| | Middle | 303 | 247 | 1,805 | 2,355 | 865 | 442 | 465 | 1,772 | 1,168 | 689 | 2,270 | 4,127 |
| | High | 467 | 359 | 1,532 | 2,358 | 405 | 105 | 232 | 742 | 872 | 464 | 1,764 | 3,100 |
| | High Sec. | 42 | 60 | 88 | 189 | 21 | 7 | 20 | 48 | 64 | 67 | 108 | 238 |
| Total | | 2,412 | 1,974 | 7,158 | 11,544 | 16,946 | 5,655 | 15,281 | 37,881 | 19,358 | 7,629 | 22,438 | 49,425 |
| NWFP | Mosque | 214 | - | - | 214 | 2,978 | - | - | 2,978 | 3,192 | - | - | 3,192 |
| | Primary | 707 | 531 | 659 | 1,897 | 11,023 | 7,219 | 1,464 | 19,706 | 11,729 | 7,751 | 2,123 | 21,603 |
| | Middle | 111 | 77 | 531 | 719 | 1,265 | 683 | 839 | 2,787 | 1,375 | 760 | 1,370 | 3,506 |
| | High | 144 | 80 | 250 | 474 | 960 | 207 | 254 | 1,421 | 1,104 | 288 | 504 | 1,896 |
| | High Sec. | 43 | 32 | 46 | 121 | 125 | 29 | 20 | 174 | 168 | 62 | 66 | 296 |
| Total | | 1,218 | 721 | - | 3,426 | 16,350 | 8,139 | 2,577 | 27,066 | 17,568 | 8,860 | 4,064 | 30,492 |
| Balochistan | Mosque | 101 | - | - | 101 | 720 | - | - | 720 | 821 | - | - | 821 |
| | Primary | 674 | 291 | 152 | 1,117 | 5,824 | 2,356 | 81 | 8,261 | 6,498 | 2,647 | 233 | 9,379 |
| | Middle | 90 | 50 | 95 | 235 | 449 | 118 | 29 | 597 | 539 | 168 | 124 | 831 |
| | High | 151 | 85 | 55 | 290 | 242 | 20 | 9 | 271 | 393 | 105 | 64 | 562 |
| | High Sec. | 4 | 2 | 5 | 12 | - | 2 | - | 2 | 4 | 4 | 5 | 14 |
| Total | | 1,020 | 428 | 307 | 1,755 | 7,235 | 2,497 | 120 | 9,852 | 8,255 | 2,925 | 426 | 11,607 |
| AJK | Mosque | 29 | - | - | 29 | 1,361 | - | - | 1,361 | 1,390 | - | - | 1,390 |
| | Primary | 22 | 63 | - | 85 | 977 | 1,924 | - | 2,901 | 999 | 1,987 | - | 2,986 |
| | Middle | 16 | 20 | - | 36 | 479 | 474 | - | 953 | 495 | 494 | - | 989 |
| | High | 33 | 23 | - | 56 | 304 | 185 | - | 489 | 337 | 208 | - | 545 |
| | High Sec. | 1 | 4 | - | 5 | 16 | 20 | - | 36 | 17 | 24 | - | 41 |
| Total | | 101 | 110 | - | 211 | 3,137 | 2,603 | - | 5,740 | 3,238 | 2,713 | - | 5,951 |

| Provinces/ Regions | Level | URBAN | | | | RURAL | | | | TOTAL | | | |
|-----------------------|--------------|--------------|---------------|---------------|---------------|---------------|---------------|----------------|---------------|---------------|---------------|----------------|--------------|
| | | Boys | Girls | Mixed | Total | Boys | Girls | Mixed | Total | Boys | Girls | Mixed | Total |
| FANA | Mosque | - | - | - | - | - | - | - | - | - | - | - | - |
| | Primary | 13 | 12 | 40 | 65 | 350 | 175 | 536 | 1,061 | 363 | 187 | 576 | 1,126 |
| | Middle | 13 | 9 | - | 22 | 102 | 47 | 31 | 180 | 115 | 56 | 31 | 202 |
| | High | 11 | 8 | - | 19 | 90 | 22 | 6 | 118 | 101 | 30 | 6 | 137 |
| | Total | 37 | 29 | 40 | 106 | 542 | 244 | 573 | 1,359 | 579 | 273 | 613 | 1,465 |
| FATA | Mosque | - | - | - | - | 223 | 44 | - | 267 | 223 | 44 | - | 267 |
| | Primary | - | - | - | - | 2,167 | 1,342 | 114 | 3,623 | 2,167 | 1,342 | 114 | 3,623 |
| | Middle | - | - | - | - | 332 | 93 | 68 | 493 | 332 | 93 | 68 | 493 |
| | High | - | - | - | - | 189 | 17 | 24 | 230 | 189 | 17 | 24 | 230 |
| | High Sec. | - | - | - | - | 9 | 3 | 3 | 15 | 9 | 3 | 3 | 15 |
| Total | - | - | - | - | 2,919 | 1,499 | 210 | 4,628 | 2,919 | 1,499 | 210 | 4,628 | |
| ICT | Mosque | - | - | - | - | - | - | - | - | - | - | - | - |
| | Primary | 2 | - | 143 | 145 | 44 | 33 | 164 | 241 | 46 | 33 | 307 | 386 |
| | Middle | 2 | - | 25 | 27 | 14 | 18 | 68 | 100 | 16 | 18 | 93 | 127 |
| | High | 18 | 15 | 32 | 66 | 22 | 23 | 32 | 77 | 40 | 38 | 65 | 143 |
| | High Sec. | 16 | 15 | 8 | 39 | 8 | 3 | 9 | 20 | 24 | 18 | 18 | 60 |
| Total | 38 | 30 | 208 | 276 | 88 | 77 | 274 | 439 | 126 | 107 | 482 | 715 | |
| Pakistan | Mosque | 1,397 | 21 | - | 1,418 | 12,008 | 107 | - | 12,115 | 13,405 | 128 | - | 13,533 |
| | Primary | 4,976 | 4,674 | 9,813 | 19,464 | 55,406 | 38,723 | 21,960 | 116,089 | 60,383 | 43,397 | 31,773 | 135,552 |
| | Middle | 954 | 1,028 | 7,925 | 9,907 | 5,881 | 5,229 | 5,774 | 16,883 | 6,834 | 6,257 | 13,699 | 26,790 |
| | High | 1,600 | 1,151 | 4,446 | 7,197 | 4,597 | 1,611 | 1,646 | 7,854 | 6,198 | 2,762 | 6,091 | 15,051 |
| | High Sec. | 186 | 202 | 235 | 623 | 329 | 172 | 97 | 598 | 515 | 375 | 331 | 1,221 |
| Total | 9,114 | 7,077 | 22,418 | 38,608 | 78,221 | 45,842 | 29,476 | 153,539 | 87,335 | 52,918 | 51,894 | 192,147 | |

Source of Private Sector: Federal Bureau of Statistics, Statistics Division, 1999-00

Note1: Private sector estimated by AEPAM @ 5%

Note 2: Data of Private schools from AJK and FANA not included

Note3: Data of Public schools from NWFP (Secondary) and Balochistan are estimated

Enrolment (Public Sector) by Province, Stage, Gender and Location 2001-2002

Pakistan

| Provinces/ Regions | Stage | URBAN | | | RURAL | | | TOTAL | | |
|-----------------------|--------------|---------|------------------|------------------|------------------|------------------|------------------|------------------|------------------|------------------|
| | | Boys | Girls | Total | Boys | Girls | Total | Boys | Girls | Total |
| Punjab | Pre Primary | 24,226 | 15,928 | 40,154 | 207,737 | 105,168 | 312,905 | 231,963 | 121,096 | 353,059 |
| | Primary | 581,505 | 616,567 | 1,198,072 | 2,957,926 | 2,147,250 | 5,105,176 | 3,539,431 | 2,763,817 | 6,303,248 |
| | Middle | 328,277 | 290,605 | 618,882 | 644,185 | 347,638 | 991,823 | 972,462 | 638,243 | 1,610,705 |
| | High | 170,980 | 157,873 | 328,853 | 187,971 | 144,112 | 332,083 | 358,951 | 301,985 | 660,936 |
| | Higher Sec. | 4,030 | 12,651 | 16,681 | 5,261 | 10,885 | 16,146 | 9,291 | 23,536 | 32,827 |
| | Total | | 1,109,018 | 1,093,624 | 2,162,488 | 4,003,080 | 2,755,053 | 6,758,133 | 5,112,098 | 3,848,677 |
| Sindh | Pre Primary | 14,424 | 10,152 | 24,576 | 76,335 | 36,743 | 113,078 | 90,759 | 46,895 | 137,654 |
| | Primary | 405,883 | 363,876 | 769,759 | 1,020,964 | 420,307 | 1,441,271 | 1,426,847 | 784,183 | 2,211,030 |
| | Middle | 149,991 | 147,395 | 297,386 | 116,352 | 31,776 | 148,128 | 266,343 | 179,171 | 445,514 |
| | High | 95,686 | 86,163 | 181,849 | 52,182 | 11,534 | 63,716 | 147,868 | 97,697 | 245,565 |
| | Higher Sec. | 5,262 | 5,956 | 11,218 | 4,859 | 1,329 | 6,188 | 10,121 | 7,285 | 17,406 |
| | Total | | 671,246 | 613,542 | 1,284,788 | 1,270,692 | 501,689 | 1,772,381 | 1,941,938 | 1,115,231 |
| NWFP | Pre Primary | - | - | - | - | - | - | - | - | - |
| | Primary | 153,039 | 114,012 | 267,051 | 1,105,585 | 647,563 | 1,753,148 | 1,258,624 | 761,575 | 2,020,199 |
| | Middle | 69,520 | 51,803 | 121,323 | 278,411 | 88,123 | 366,534 | 347,931 | 139,926 | 487,857 |
| | High | 39,741 | 26,390 | 66,131 | 121,641 | 27,126 | 148,767 | 161,382 | 53,516 | 214,898 |
| | Higher Sec. | 2,326 | 1,762 | 4,088 | 11,707 | 2,453 | 14,160 | 14,033 | 4,215 | 18,248 |
| | Total | | 264,626 | 193,967 | 458,593 | 1,517,344 | 765,265 | 2,282,609 | 1,781,970 | 959,232 |
| Balochistan | Pre Primary | - | - | - | - | - | - | - | - | - |
| | Primary | 124,379 | 75,229 | 199,608 | 266,505 | 159,607 | 426,112 | 390,884 | 234,836 | 625,720 |
| | Middle | 34,027 | 21,442 | 55,469 | 26,915 | 7,923 | 34,838 | 60,942 | 29,365 | 90,307 |
| | High | 14,555 | 8,890 | 23,445 | 8,209 | 1,247 | 9,456 | 22,764 | 10,137 | 32,901 |
| | Total | | 172,961 | 105,561 | 278,522 | 301,629 | 168,777 | 470,406 | 474,590 | 274,338 |
| AJK | Pre Primary | 581 | 280 | 861 | 22,004 | 16,390 | 38,394 | 22,585 | 16,670 | 39,255 |
| | Primary | 9,929 | 10,446 | 20,375 | 173,918 | 155,984 | 329,902 | 183,847 | 166,430 | 350,277 |
| | Middle | 7,632 | 6,964 | 14,596 | 64,413 | 45,960 | 110,373 | 72,045 | 52,924 | 124,969 |
| | High | 5,773 | 3,669 | 9,442 | 22,713 | 11,580 | 34,293 | 28,486 | 15,249 | 43,735 |
| | Higher Sec. | 6 | 241 | 247 | 267 | 672 | 939 | 273 | 913 | 1,186 |
| | Total | | 23,921 | 21,600 | 45,521 | 283,315 | 230,586 | 513,901 | 307,236 | 252,186 |

| Provinces/ Regions | Stage | URBAN | | | RURAL | | | TOTAL | | |
|-----------------------|--------------|------------------|------------------|------------------|------------------|------------------|-------------------|-------------------|------------------|-------------------|
| | | Boys | Girls | Total | Boys | Girls | Total | Boys | Girls | Total |
| FANA | Pre Primary | 168 | 139 | 307 | 1,414 | 736 | 2,150 | 1,582 | 875 | 2,457 |
| | Primary | 4,374 | 4,659 | 9,033 | 53,477 | 31,524 | 85,001 | 57,851 | 36,183 | 94,034 |
| | Middle | 3,263 | 1,611 | 4,874 | 13,628 | 3,779 | 17,407 | 16,891 | 5,390 | 22,281 |
| | High | 2,360 | 682 | 3,042 | 4,711 | 1,220 | 5,931 | 7,071 | 1,902 | 8,973 |
| | Total | 10,165 | 7,091 | 17,256 | 73,230 | 37,259 | 110,489 | 83,395 | 44,350 | 127,745 |
| FATA | Pre Primary | - | - | - | 52,512 | 13,569 | 66,081 | 52,512 | 13,569 | 66,081 |
| | Primary | - | - | - | 223,327 | 77,335 | 300,662 | 223,327 | 77,335 | 300,662 |
| | Middle | - | - | - | 37,945 | 4,864 | 42,809 | 37,945 | 4,864 | 42,809 |
| | High | - | - | - | 13,675 | 1,354 | 15,029 | 13,675 | 1,354 | 15,029 |
| | Higher Sec. | - | - | - | 301 | - | 301 | 301 | - | 301 |
| | Total | - | - | - | 327,760 | 83,553 | 358,801 | 327,760 | 97,122 | 424,882 |
| ICT | Pre Primary | - | - | - | - | - | - | - | - | - |
| | Primary | 24,840 | 20,025 | 44,865 | 20,082 | 19,477 | 39,559 | 44,922 | 39,502 | 84,424 |
| | Middle | 13,685 | 11,316 | 25,001 | 7,505 | 6,974 | 14,479 | 21,190 | 18,290 | 39,480 |
| | High | 7,587 | 7,675 | 15,262 | 2,989 | 3,143 | 6,132 | 10,576 | 10,818 | 21,394 |
| | Higher Sec. | 4,693 | 5,488 | 10,181 | 273 | 264 | 537 | 4,966 | 5,752 | 10,718 |
| | Total | 50,805 | 44,504 | 95,309 | 30,849 | 29,858 | 60,707 | 81,654 | 74,362 | 156,016 |
| Pakistan | Pre Primary | 39,399 | 26,499 | 65,898 | 360,002 | 172,606 | 532,608 | 399,401 | 199,105 | 598,506 |
| | Primary | 1,303,949 | 1,204,814 | 2,508,763 | 5,821,784 | 3,659,047 | 9,480,831 | 7,125,733 | 4,863,861 | 11,989,594 |
| | Middle | 606,395 | 531,136 | 1,137,531 | 1,189,354 | 537,037 | 1,726,391 | 1,795,749 | 1,068,173 | 2,863,922 |
| | High | 336,682 | 291,342 | 628,024 | 414,091 | 201,316 | 615,407 | 750,773 | 492,658 | 1,243,431 |
| | Higher Sec. | 16,317 | 26,098 | 42,415 | 22,668 | 15,603 | 38,271 | 38,985 | 41,701 | 80,686 |
| | Total | 2,302,742 | 2,079,889 | 4,382,631 | 7,807,899 | 4,585,609 | 12,393,508 | 10,110,641 | 6,665,498 | 16,776,139 |

Note: Data from NWFP (Secondary) and Balochistan are estimated

Enrolment (Private Sector) by Province, Stage, Gender and Location 2001-2002

Pakistan

| Provinces/ Regions | Stage | URBAN | | | RURAL | | | TOTAL | | |
|-----------------------|--------------|------------------|------------------|------------------|------------------|----------------|------------------|------------------|------------------|------------------|
| | | Boys | Girls | Total | Boys | Girls | Total | Boys | Girls | Total |
| Punjab | Primary | 1,058,627 | 916,060 | 1,974,687 | 675,707 | 511,760 | 1,187,466 | 1,734,333 | 1,427,819 | 3,162,153 |
| | Middle | 185,903 | 189,658 | 375,561 | 96,057 | 99,515 | 195,572 | 281,960 | 289,173 | 571,133 |
| | High | 61,675 | 62,626 | 124,301 | 16,841 | 21,713 | 38,554 | 78,516 | 84,339 | 162,855 |
| | Higher Sec. | 8,332 | 8,744 | 17,076 | 1,612 | 1,843 | 3,455 | 9,944 | 10,587 | 20,531 |
| | Total | 1,314,536 | 1,177,089 | 2,491,625 | 790,216 | 634,830 | 1,425,046 | 2,104,752 | 1,811,919 | 3,916,671 |
| Sindh | Primary | 529,115 | 429,777 | 958,892 | 25,800 | 26,830 | 52,629 | 554,915 | 456,606 | 1,011,521 |
| | Middle | 139,539 | 113,318 | 252,857 | 3,987 | 2,306 | 6,293 | 143,526 | 115,624 | 259,149 |
| | High | 66,382 | 55,187 | 121,569 | 1,180 | 618 | 1,799 | 67,562 | 55,805 | 123,368 |
| | Higher Sec. | 8,792 | 6,671 | 15,462 | 737 | 300 | 1,037 | 9,529 | 6,971 | 16,500 |
| | Total | 743,827 | 604,952 | 1,348,780 | 31,704 | 30,054 | 61,758 | 775,531 | 635,006 | 1,410,537 |
| NWFP | Primary | 154,361 | 86,607 | 240,968 | 253,600 | 86,746 | 340,346 | 407,961 | 173,353 | 581,314 |
| | Middle | 35,583 | 15,615 | 51,198 | 36,284 | 10,921 | 47,205 | 71,867 | 26,536 | 98,403 |
| | High | 18,254 | 5,880 | 24,134 | 7,694 | 3,206 | 10,900 | 25,949 | 9,086 | 35,034 |
| | Higher Sec. | 7,061 | 2,932 | 9,993 | 838 | 436 | 1,274 | 7,899 | 3,367 | 11,267 |
| | Total | 215,259 | 111,033 | 326,293 | 298,416 | 101,308 | 399,725 | 513,676 | 212,342 | 726,017 |
| Balochistan | Primary | 43,097 | 20,335 | 63,433 | 12,434 | 6,346 | 18,780 | 55,531 | 26,682 | 82,213 |
| | Middle | 9,725 | 3,424 | 13,149 | 1,368 | 677 | 2,045 | 11,093 | 4,101 | 15,195 |
| | High | 3,892 | 1,252 | 5,144 | 341 | 170 | 511 | 4,234 | 1,422 | 5,655 |
| | Higher Sec. | 1,112 | 305 | 1,416 | - | 17 | 17 | 1,112 | 321 | 1,433 |
| | Total | 57,827 | 25,316 | 83,142 | 14,144 | 7,210 | 21,354 | 71,970 | 32,526 | 104,496 |
| FATA | Primary | - | - | - | 61,816 | 4,302 | 66,117 | 61,816 | 4,302 | 66,117 |
| | Middle | - | - | - | 7,810 | 207 | 8,017 | 7,810 | 207 | 8,017 |
| | High | - | - | - | 1,750 | 110 | 1,861 | 1,750 | 110 | 1,861 |
| | Higher Sec. | - | - | - | 209 | 23 | 232 | 209 | 23 | 232 |
| | Total | - | - | - | 71,585 | 4,642 | 76,227 | 71,585 | 4,642 | 76,227 |
| Islamabad | Primary | 9,218 | 6,244 | 15,462 | 13,245 | 9,242 | 22,487 | 22,463 | 15,486 | 37,949 |
| | Middle | 1,826 | 1,101 | 2,927 | 1,297 | 1,173 | 2,470 | 3,123 | 2,274 | 5,397 |
| | High | 700 | 407 | 1,108 | 337 | 516 | 853 | 1,037 | 923 | 1,960 |
| | Higher Sec. | 432 | 116 | 547 | 341 | 235 | 576 | 773 | 351 | 1,124 |
| | Total | 12,176 | 7,869 | 20,045 | 15,220 | 11,166 | 26,385 | 27,396 | 19,034 | 46,430 |
| Pakistan | Primary | 1,794,417 | 1,459,023 | 3,253,441 | 1,042,601 | 645,225 | 1,687,826 | 2,837,018 | 2,104,248 | 4,941,266 |
| | Middle | 372,576 | 323,117 | 695,692 | 146,803 | 114,799 | 261,601 | 519,378 | 437,915 | 957,293 |
| | High | 150,904 | 125,352 | 276,256 | 28,144 | 26,333 | 54,477 | 179,048 | 151,685 | 330,733 |
| | Higher Sec. | 25,728 | 18,767 | 44,495 | 3,737 | 2,854 | 6,591 | 29,465 | 21,621 | 51,086 |
| | Total | 2,343,625 | 1,926,259 | 4,269,884 | 1,221,284 | 789,210 | 2,010,495 | 3,564,910 | 2,715,469 | 6,280,379 |

Source: Federal Bureau of Statistics, Statistics Division, 1999-00

Note1: Estimated by AEPAM @ 5%

Enrolment (Public+Private) by Province, Stage, Gender and Location 2001-2002

Pakistan

| Provinces/ Regions | Stage | URBAN | | | RURAL | | | TOTAL | | |
|-----------------------|--------------|-----------|------------------|------------------|------------------|------------------|------------------|------------------|------------------|------------------|
| | | Boys | Girls | Total | Boys | Girls | Total | Boys | Girls | Total |
| Punjab | Pre Primary | 24,226 | 15,928 | 40,154 | 207,737 | 105,168 | 312,905 | 231,963 | 121,096 | 353,059 |
| | Primary | 1,640,132 | 1,532,627 | 3,172,759 | 3,633,633 | 2,659,010 | 6,292,642 | 5,273,764 | 4,191,636 | 9,465,401 |
| | Middle | 514,180 | 480,263 | 994,443 | 740,242 | 447,153 | 1,187,395 | 1,254,422 | 927,416 | 2,181,838 |
| | High Stage | 232,655 | 220,499 | 453,154 | 204,812 | 165,825 | 370,637 | 437,467 | 386,324 | 823,791 |
| | Higher Sec. | 12,362 | 21,395 | 33,757 | 6,873 | 12,728 | 19,601 | 19,235 | 34,123 | 53,358 |
| | Total | | 2,423,554 | 2,270,713 | 4,694,267 | 4,793,296 | 3,389,883 | 8,183,179 | 7,216,850 | 5,660,596 |
| Sindh | Pre Primary | 14,424 | 10,152 | 24,576 | 76,335 | 36,743 | 113,078 | 90,759 | 46,895 | 137,654 |
| | Primary | 934,998 | 793,653 | 1,728,651 | 1,046,764 | 447,137 | 1,493,900 | 1,981,762 | 1,240,789 | 3,222,551 |
| | Middle | 289,530 | 260,713 | 550,243 | 120,339 | 34,082 | 154,421 | 409,869 | 294,795 | 704,663 |
| | High Stage | 162,068 | 141,350 | 303,418 | 53,362 | 12,152 | 65,515 | 215,430 | 153,502 | 368,933 |
| | Higher Sec. | 14,054 | 12,627 | 26,680 | 5,596 | 1,629 | 7,225 | 19,650 | 14,256 | 33,906 |
| | Total | | 1,415,073 | 1,218,494 | 2,633,568 | 1,302,396 | 531,743 | 1,834,139 | 2,717,469 | 1,750,237 |
| NWFP | Pre Primary | - | - | - | - | - | - | - | - | - |
| | Primary | 307,400 | 200,619 | 508,019 | 1,359,185 | 734,309 | 2,093,494 | 1,666,585 | 934,928 | 2,601,513 |
| | Middle | 105,103 | 67,418 | 172,521 | 314,695 | 99,044 | 413,739 | 419,798 | 166,462 | 586,260 |
| | High Stage | 57,995 | 32,270 | 90,265 | 129,335 | 30,332 | 159,667 | 187,331 | 62,602 | 249,932 |
| | Higher Sec. | 9,387 | 4,694 | 14,081 | 12,545 | 2,889 | 15,434 | 21,932 | 7,582 | 29,515 |
| | Total | | 479,885 | 305,000 | 784,886 | 1,815,760 | 866,573 | 2,682,334 | 2,295,646 | 1,171,574 |
| Balochistan | Pre Primary | - | - | - | - | - | - | - | - | - |
| | Primary | 167,476 | 95,564 | 263,041 | 278,939 | 165,953 | 444,892 | 446,415 | 261,518 | 707,933 |
| | Middle | 43,752 | 24,866 | 54,931 | 28,283 | 8,600 | 36,883 | 72,035 | 33,466 | 105,502 |
| | High Stage | 18,447 | 10,142 | 28,589 | 8,550 | 1,417 | 9,967 | 26,998 | 11,559 | 38,556 |
| | Higher Sec. | 1,112 | 305 | 1,416 | - | 17 | 17 | 1,112 | 321 | 1,433 |
| | Total | | 230,788 | 130,877 | 347,977 | 315,773 | 175,987 | 491,760 | 546,560 | 306,864 |
| AJK | Pre Primary | 581 | 280 | 861 | 22,004 | 16,390 | 38,394 | 22,585 | 16,670 | 39,255 |
| | Primary | 9,929 | 10,446 | 20,375 | 173,918 | 155,984 | 329,902 | 183,847 | 166,430 | 350,277 |
| | Middle | 7,632 | 6,964 | 14,596 | 64,413 | 45,960 | 110,373 | 72,045 | 52,924 | 124,969 |
| | High Stage | 5,773 | 3,669 | 9,442 | 22,713 | 11,580 | 34,293 | 28,486 | 15,249 | 43,735 |
| | Higher Sec. | 6 | 241 | 247 | 267 | 672 | 939 | 273 | 913 | 1,186 |
| | Total | | 23,921 | 21,600 | 45,521 | 283,315 | 230,586 | 513,901 | 307,236 | 252,186 |

| Provinces/ Regions | Stage | URBAN | | | RURAL | | | TOTAL | | |
|-----------------------|---------------|------------------|------------------|------------------|------------------|------------------|-------------------|-------------------|------------------|-------------------|
| | | Boys | Girls | Total | Boys | Girls | Total | Boys | Girls | Total |
| FANA | Pre Primary | 168 | 139 | 307 | 1,414 | 736 | 2,150 | 1,582 | 875 | 2,457 |
| | Primary Stage | 4,374 | 4,659 | 9,033 | 53,477 | 31,524 | 85,001 | 57,851 | 36,183 | 94,034 |
| | Middle Stage | 3,263 | 1,611 | 4,874 | 13,628 | 3,779 | 17,407 | 16,891 | 5,390 | 22,281 |
| | High Stage | 2,360 | 682 | 3,042 | 4,711 | 1,220 | 5,931 | 7,071 | 1,902 | 8,973 |
| | Total | 10,165 | 7,091 | 17,256 | 73,230 | 37,259 | 110,489 | 83,395 | 44,350 | 127,745 |
| FATA | Pre Primary | - | - | - | 52,512 | 13,569 | 66,081 | 52,512 | 13,569 | 66,081 |
| | Primary Stage | - | - | - | 285,143 | 81,637 | 366,779 | 285,143 | 81,637 | 366,779 |
| | Middle Stage | - | - | - | 45,755 | 5,071 | 50,826 | 45,755 | 5,071 | 50,826 |
| | High Stage | - | - | - | 15,425 | 1,464 | 16,890 | 15,425 | 1,464 | 16,890 |
| | High Sec. | - | - | - | 510 | 23 | 533 | 510 | 23 | 533 |
| | Total | - | - | - | 399,345 | 101,764 | 501,109 | 399,345 | 101,764 | 501,109 |
| ICT | Pre Primary | - | - | - | - | - | - | - | - | - |
| | Primary Stage | 34,058 | 26,269 | 60,327 | 33,327 | 28,719 | 62,046 | 67,385 | 54,988 | 122,373 |
| | Middle Stage | 15,511 | 12,417 | 27,928 | 8,802 | 8,147 | 16,949 | 24,313 | 20,564 | 44,877 |
| | High Stage | 8,287 | 8,082 | 16,370 | 3,326 | 3,659 | 6,985 | 11,613 | 11,741 | 23,354 |
| | High Sec. | 5,125 | 5,604 | 10,728 | 614 | 499 | 1,113 | 5,739 | 6,103 | 11,842 |
| | Total | 62,981 | 52,373 | 115,354 | 46,069 | 41,024 | 87,092 | 109,050 | 93,396 | 202,446 |
| Pakistan | Pre Primary | 39,399 | 26,499 | 65,898 | 360,002 | 172,606 | 532,608 | 399,401 | 199,105 | 598,506 |
| | Primary | 3,098,366 | 2,663,837 | 5,762,204 | 6,864,385 | 4,304,272 | 11,168,657 | 9,962,751 | 6,968,109 | 16,930,860 |
| | Middle | 978,971 | 854,253 | 1,833,223 | 1,336,157 | 651,836 | 1,987,992 | 2,315,127 | 1,506,088 | 3,821,215 |
| | High | 487,586 | 416,694 | 904,280 | 442,235 | 227,649 | 669,884 | 929,821 | 644,343 | 1,574,164 |
| | Higher Sec. | 42,045 | 44,865 | 86,910 | 26,405 | 18,457 | 44,862 | 68,450 | 63,322 | 131,772 |
| | Total | 4,646,367 | 4,006,148 | 8,652,515 | 9,029,183 | 5,374,819 | 14,404,003 | 13,675,551 | 9,380,967 | 23,056,518 |

Source of Private Sector: Federal Bureau of Statistics, Statistics Division, 1999-00

Note1: Private sector estimated by AEPAM @ 5%

Note 2: Data of Private schools from AJK and FANA not included

Note3: Data of Public schools from NWFP (Secondary) and Balochistan are estimated

Teachers (Public Sector) by Province, Level, Gender and Location 2001-2002

| Pakistan | | | | | | | | | | |
|-------------|--------------|--------|---------------|---------------|---------------|----------------|----------------|----------------|----------------|----------------|
| Province | Level | URBAN | | | RURAL | | | TOTAL | | |
| | | Male | Female | Total | Male | Female | Total | Male | Female | Total |
| Punjab | Mosque | 2,258 | 96 | 2,354 | 12,975 | 123 | 13,098 | 15,233 | 219 | 15,452 |
| | Primary | 9,949 | 12,043 | 21,992 | 57,306 | 49,753 | 107,059 | 67,255 | 61,796 | 129,051 |
| | Middle | 5,563 | 7,790 | 13,353 | 23,608 | 32,374 | 55,982 | 29,171 | 40,164 | 69,335 |
| | High | 17,634 | 14,680 | 32,314 | 39,739 | 16,302 | 56,041 | 57,373 | 30,982 | 88,355 |
| | High Sec. | 1,973 | 2,553 | 4,526 | 4,451 | 2,370 | 6,821 | 6,424 | 4,923 | 11,347 |
| | Total | | 37,377 | 37,162 | 74,539 | 138,079 | 100,922 | 239,001 | 175,456 | 138,084 |
| Sindh | Primary | 19,183 | 20,236 | 39,419 | 50,139 | 7,679 | 57,818 | 69,322 | 27,915 | 97,237 |
| | Middle | 1,472 | 3,112 | 4,584 | 3,885 | 1,222 | 5,107 | 5,357 | 4,334 | 9,691 |
| | High | 10,088 | 9,695 | 19,783 | 8,365 | 1,149 | 9,514 | 18,453 | 10,844 | 29,297 |
| | High Sec. | 1,926 | 1,962 | 3,888 | 987 | 231 | 1,218 | 2,913 | 2,193 | 5,106 |
| | Total | | 32,669 | 35,005 | 67,674 | 63,376 | 10,281 | 73,657 | 96,045 | 45,286 |
| NWFP | Mosque | 387 | - | 387 | 3,695 | - | 3,695 | 4,082 | - | 4,082 |
| | Primary | 4,436 | 2,972 | 7,408 | 33,762 | 15,840 | 49,602 | 38,198 | 18,812 | 57,010 |
| | Middle | 988 | 717 | 1,705 | 6,475 | 3,346 | 9,821 | 7,463 | 4,063 | 11,526 |
| | High | 3,479 | 1,627 | 5,106 | 13,252 | 2,182 | 15,434 | 16,731 | 3,809 | 20,540 |
| | High Sec. | 1,773 | 575 | 2,348 | 2,541 | 254 | 2,795 | 4,314 | 829 | 5,143 |
| | Total | | 11,063 | 5,891 | 16,954 | 59,725 | 21,622 | 81,347 | 70,788 | 27,513 |
| Balochistan | Primary | 963 | 749 | 1,712 | 5,320 | 2,912 | 8,232 | 6,283 | 3,661 | 9,944 |
| | Middle | 1,716 | 1,317 | 3,033 | 8,533 | 1,235 | 9,768 | 10,249 | 2,552 | 12,801 |
| | High | 4,239 | 2,667 | 6,906 | 6,582 | 588 | 7,170 | 10,821 | 3,255 | 14,076 |
| | Total | | 6,918 | 4,733 | 11,651 | 20,435 | 4,735 | 25,170 | 27,353 | 9,468 |
| AJK | Mosque | 47 | 1 | 48 | 1,873 | 2 | 1,875 | 1,920 | 3 | 1,923 |
| | Primary | 52 | 119 | 171 | 1,622 | 2,519 | 4,141 | 1,674 | 2,638 | 4,312 |
| | Middle | 164 | 187 | 351 | 3,483 | 3,027 | 6,510 | 3,647 | 3,214 | 6,861 |
| | High | 837 | 505 | 1,342 | 5,658 | 2,525 | 8,183 | 6,495 | 3,030 | 9,525 |
| | High Sec. | 30 | 109 | 139 | 446 | 392 | 838 | 476 | 501 | 977 |
| | Total | | 1,130 | 921 | 2,051 | 13,082 | 8,465 | 21,547 | 14,212 | 9,386 |

| Province | Level | URBAN | | | RURAL | | | TOTAL | | |
|----------|--------------|---------------|---------------|----------------|----------------|----------------|----------------|----------------|----------------|----------------|
| | | Male | Female | Total | Male | Female | Total | Male | Female | Total |
| FANA | Primary | 62 | 100 | 162 | 1,224 | 604 | 1,828 | 1,286 | 704 | 1,990 |
| | Middle | 100 | 64 | 164 | 759 | 148 | 907 | 859 | 212 | 1,071 |
| | High | 215 | 106 | 321 | 1,159 | 137 | 1,296 | 1,374 | 243 | 1,617 |
| | Total | 377 | 270 | 647 | 3,142 | 889 | 4,031 | 3,519 | 1,159 | 4,678 |
| FATA | Mosque | - | - | - | 356 | 73 | 429 | 356 | 73 | 429 |
| | Primary | - | - | - | 5,645 | 2,917 | 8,562 | 5,645 | 2,917 | 8,562 |
| | Middle | - | - | - | 2,534 | 696 | 3,230 | 2,534 | 696 | 3,230 |
| | High | - | - | - | 2,746 | 173 | 2,919 | 2,746 | 173 | 2,919 |
| | High Sec. | - | - | - | 176 | 49 | 225 | 176 | 49 | 225 |
| | Total | - | - | - | 11,457 | 3,908 | 15,365 | 11,457 | 3,908 | 15,365 |
| ICT | Mosque | - | - | - | - | - | - | - | - | - |
| | Primary | 385 | 997 | 1,382 | 406 | 18 | 424 | 791 | 1,015 | 1,806 |
| | Middle | 209 | 124 | 333 | 169 | 12 | 181 | 378 | 136 | 514 |
| | High | 432 | 392 | 824 | 340 | 398 | 738 | 772 | 790 | 1,562 |
| | High Sec. | 59 | 661 | 720 | 214 | 473 | 687 | 273 | 1,134 | 1,407 |
| | Total | 1,085 | 2,174 | 3,259 | 1,129 | 901 | 2,030 | 2,214 | 3,075 | 5,289 |
| Pakistan | Mosque | 2,692 | 97 | 2,789 | 18,899 | 198 | 19,097 | 21,591 | 295 | 21,886 |
| | Primary | 35,030 | 37,216 | 72,246 | 155,424 | 82,242 | 237,666 | 190,454 | 119,458 | 309,912 |
| | Middle | 10,212 | 13,311 | 23,523 | 49,446 | 42,060 | 91,506 | 59,658 | 55,371 | 115,029 |
| | High | 36,924 | 29,672 | 66,596 | 77,841 | 23,454 | 101,295 | 114,765 | 53,126 | 167,891 |
| | High Sec. | 5,761 | 5,860 | 11,621 | 8,815 | 3,769 | 12,584 | 14,576 | 9,629 | 24,205 |
| | Total | 90,619 | 86,156 | 176,775 | 310,425 | 151,723 | 462,148 | 401,044 | 237,879 | 638,923 |

Note: Data from NWFP (Secondary) and Balochistan are estimated

Teachers (Private Sector) by Province, Level, Gender and Location 2001-2002

| Pakistan | | | | | | | | | | |
|----------------------|--------------|---------------|----------------|----------------|---------------|---------------|---------------|---------------|----------------|----------------|
| Province/ Regions | Level | URBAN | | | RURAL | | | TOTAL | | |
| | | Male | Female | Total | Male | Female | Total | Male | Female | Total |
| Punjab | Primary | 3,423 | 25,874 | 29,297 | 4,918 | 15,341 | 20,259 | 8,341 | 41,215 | 49,556 |
| | Middle | 8,734 | 38,631 | 47,364 | 9,511 | 20,622 | 30,133 | 18,245 | 59,253 | 77,497 |
| | High | 10,269 | 31,500 | 41,769 | 4,166 | 8,484 | 12,650 | 14,435 | 39,984 | 54,419 |
| | High Sec. | 1,457 | 2,155 | 3,612 | 343 | 833 | 1,176 | 1,801 | 2,987 | 4,788 |
| | Total | 23,883 | 98,159 | 122,043 | 18,939 | 45,279 | 64,218 | 42,822 | 143,438 | 186,261 |
| Sindh | Primary | 2,118 | 13,840 | 15,958 | 567 | 709 | 1,276 | 2,685 | 14,549 | 17,234 |
| | Middle | 3,535 | 15,728 | 19,263 | 332 | 581 | 912 | 3,867 | 16,309 | 20,176 |
| | High | 7,677 | 26,420 | 34,097 | 207 | 368 | 574 | 7,883 | 26,788 | 34,671 |
| | High Sec. | 1,202 | 2,350 | 3,552 | 26 | 18 | 44 | 1,229 | 2,368 | 3,596 |
| | Total | 14,532 | 58,338 | 72,870 | 1,132 | 1,675 | 2,807 | 15,664 | 60,013 | 75,677 |
| NWFP | Primary | 1,295 | 2,751 | 4,046 | 4,709 | 3,146 | 7,855 | 6,004 | 5,897 | 11,901 |
| | Middle | 1,986 | 3,693 | 5,678 | 5,269 | 3,023 | 8,292 | 7,254 | 6,716 | 13,970 |
| | High | 2,546 | 3,206 | 5,752 | 3,088 | 1,413 | 4,501 | 5,634 | 4,619 | 10,253 |
| | High Sec. | 858 | 952 | 1,810 | 3,620 | 179 | 3,799 | 4,478 | 1,131 | 5,609 |
| | Total | 6,684 | 10,602 | 17,286 | 16,687 | 7,761 | 24,447 | 23,371 | 18,362 | 41,733 |
| Balochistan | Primary | 236 | 818 | 1,054 | 159 | 261 | 420 | 395 | 1,079 | 1,474 |
| | Middle | 387 | 743 | 1,131 | 106 | 221 | 327 | 494 | 964 | 1,457 |
| | High | 521 | 817 | 1,338 | 116 | 151 | 267 | 636 | 968 | 1,604 |
| | High Sec. | 119 | 201 | 319 | 3 | 4 | 7 | 122 | 205 | 327 |
| | Total | 1,263 | 2,579 | 3,842 | 383 | 637 | 1,021 | 1,646 | 3,216 | 4,863 |
| FATA | Primary | - | - | - | 880 | 60 | 940 | 880 | 60 | 940 |
| | Middle | - | - | - | 1,121 | 101 | 1,222 | 1,121 | 101 | 1,222 |
| | High | - | - | - | 601 | 76 | 676 | 601 | 76 | 676 |
| | High Sec. | - | - | - | 61 | 7 | 68 | 61 | 7 | 68 |
| | Total | - | - | - | 2,663 | 244 | 2,906 | 2,663 | 244 | 2,906 |
| Islamabad | Primary | 45 | 527 | 572 | 62 | 383 | 445 | 107 | 910 | 1,017 |
| | Middle | 51 | 250 | 301 | 69 | 371 | 440 | 121 | 621 | 741 |
| | High | 116 | 345 | 461 | 62 | 184 | 246 | 177 | 529 | 707 |
| | High Sec. | 32 | 95 | 126 | 184 | 348 | 531 | 215 | 442 | 657 |
| | Total | 244 | 1,217 | 1,461 | 377 | 1,285 | 1,662 | 621 | 2,502 | 3,123 |
| Pakistan | Primary | 7,117 | 43,810 | 50,927 | 11,295 | 19,900 | 31,194 | 18,412 | 63,710 | 82,122 |
| | Middle | 14,694 | 59,045 | 73,738 | 16,408 | 24,918 | 41,326 | 31,102 | 83,962 | 115,064 |
| | High | 21,128 | 62,288 | 83,416 | 8,239 | 10,675 | 18,915 | 29,367 | 72,963 | 102,331 |
| | High Sec. | 3,668 | 5,752 | 9,420 | 4,238 | 1,388 | 5,626 | 7,905 | 7,140 | 15,045 |
| | Total | 46,606 | 170,895 | 217,501 | 40,180 | 56,881 | 97,061 | 86,787 | 227,775 | 314,562 |

Source: Federal Bureau of Statistics, Statistics Division, 1999-00
Note1: Estimated by AEPAM @ 5%

Teachers (Public+Private) by Province, Level, Gender and Location 2001-2002

Paksitan

| Province | Level | URBAN | | | RURAL | | | TOTAL | | |
|-------------|--------------|--------|---------------|----------------|----------------|----------------|----------------|----------------|----------------|----------------|
| | | Male | Female | Total | Male | Female | Total | Male | Female | Total |
| Punjab | Mosque | 2,258 | 96 | 2,354 | 12,975 | 123 | 13,098 | 15,233 | 219 | 15,452 |
| | Primary | 13,372 | 37,917 | 51,289 | 62,224 | 65,094 | 127,318 | 75,596 | 103,011 | 178,607 |
| | Middle | 14,297 | 46,421 | 60,717 | 33,119 | 52,996 | 86,115 | 47,416 | 99,417 | 146,832 |
| | High | 27,903 | 46,180 | 74,083 | 43,905 | 24,786 | 68,691 | 71,808 | 70,966 | 142,774 |
| | High Sec. | 3,430 | 4,708 | 8,138 | 4,794 | 3,203 | 7,997 | 8,225 | 7,910 | 16,135 |
| | Total | | 61,260 | 135,321 | 196,582 | 157,018 | 146,201 | 303,219 | 218,278 | 281,522 |
| Sindh | Primary | 21,301 | 34,076 | 55,377 | 50,706 | 8,388 | 59,094 | 72,007 | 42,464 | 114,471 |
| | Middle | 5,007 | 18,840 | 23,847 | 4,217 | 1,803 | 6,019 | 9,224 | 20,643 | 29,867 |
| | High | 17,765 | 36,115 | 53,880 | 8,572 | 1,517 | 10,088 | 26,336 | 37,632 | 63,968 |
| | High Sec. | 3,128 | 4,312 | 7,440 | 1,013 | 249 | 1,262 | 4,142 | 4,561 | 8,702 |
| | Total | | 47,201 | 93,343 | 140,544 | 64,508 | 11,956 | 76,464 | 111,709 | 105,299 |
| NWFP | Mosque | 387 | - | 387 | 3,695 | - | 3,695 | 4,082 | - | 4,082 |
| | Primary | 5,731 | 5,723 | 11,454 | 38,471 | 18,986 | 57,457 | 44,202 | 24,709 | 68,911 |
| | Middle | 2,974 | 4,410 | 7,383 | 11,744 | 6,369 | 18,113 | 14,717 | 10,779 | 25,496 |
| | High | 6,025 | 4,833 | 10,858 | 16,340 | 3,595 | 19,935 | 22,365 | 8,428 | 30,793 |
| | High Sec. | 2,631 | 1,527 | 4,158 | 6,161 | 433 | 6,594 | 8,792 | 1,960 | 10,752 |
| | Total | | 17,747 | 16,493 | 34,240 | 76,412 | 29,383 | 105,794 | 94,159 | 45,875 |
| Balochistan | Primary | 1,199 | 1,567 | 2,766 | 5,479 | 3,173 | 8,652 | 6,678 | 4,740 | 11,418 |
| | Middle | 2,103 | 2,060 | 4,164 | 8,639 | 1,456 | 10,095 | 10,743 | 3,516 | 14,258 |
| | High | 4,760 | 3,484 | 8,244 | 6,698 | 739 | 7,437 | 11,457 | 4,223 | 15,680 |
| | High Sec. | 119 | 201 | 319 | 3 | 4 | 7 | 122 | 205 | 327 |
| | Total | | 8,181 | 7,312 | 15,493 | 20,818 | 5,372 | 26,191 | 28,999 | 12,684 |
| AJK | Mosque | 47 | 1 | 48 | 1,873 | 2 | 1,875 | 1,920 | 3 | 1,923 |
| | Primary | 52 | 119 | 171 | 1,622 | 2,519 | 4,141 | 1,674 | 2,638 | 4,312 |
| | Middle | 164 | 187 | 351 | 3,483 | 3,027 | 6,510 | 3,647 | 3,214 | 6,861 |
| | High | 837 | 505 | 1,342 | 5,658 | 2,525 | 8,183 | 6,495 | 3,030 | 9,525 |
| | High Sec. | 30 | 109 | 139 | 446 | 392 | 838 | 476 | 501 | 977 |
| | Total | | 1,130 | 921 | 2,051 | 13,082 | 8,465 | 21,547 | 14,212 | 9,386 |

| Province | Level | URBAN | | | RURAL | | | TOTAL | | |
|----------|--------------|----------------|----------------|----------------|----------------|----------------|----------------|----------------|----------------|----------------|
| | | Male | Female | Total | Male | Female | Total | Male | Female | Total |
| FANA | Primary | 62 | 100 | 162 | 1224 | 604 | 1,828 | 1,286 | 704 | 1,990 |
| | Middle | 100 | 64 | 164 | 759 | 148 | 907 | 859 | 212 | 1,071 |
| | High | 215 | 106 | 321 | 1159 | 137 | 1,296 | 1,374 | 243 | 1,617 |
| | Total | 377 | 270 | 647 | 3,142 | 889 | 4,031 | 3,519 | 1,159 | 4,678 |
| FATA | Mosque | - | - | - | 356 | 73 | 429 | 356 | 73 | 429 |
| | Primary | - | - | - | 6,525 | 2,977 | 9,502 | 6,525 | 2,977 | 9,502 |
| | Middle | - | - | - | 3,655 | 797 | 4,452 | 3,655 | 797 | 4,452 |
| | High | - | - | - | 3,347 | 249 | 3,595 | 3,347 | 249 | 3,595 |
| | High Sec. | - | - | - | 237 | 56 | 293 | 237 | 56 | 293 |
| | Total | - | - | - | 14,120 | 4,152 | 18,271 | 14,120 | 4,152 | 18,271 |
| ICT | Mosque | - | - | - | - | - | - | - | - | - |
| | Primary | 430 | 1,524 | 1,954 | 468 | 401 | 869 | 898 | 1,925 | 2,823 |
| | Middle | 260 | 374 | 634 | 238 | 383 | 621 | 499 | 757 | 1,255 |
| | High | 548 | 737 | 1,285 | 402 | 582 | 984 | 949 | 1,319 | 2,269 |
| | High Sec. | 91 | 756 | 846 | 398 | 821 | 1,218 | 488 | 1,576 | 2,064 |
| | Total | 1,329 | 3,391 | 4,720 | 1,506 | 2,186 | 3,692 | 2,835 | 5,577 | 8,412 |
| Pakistan | Mosque | 2,692 | 97 | 2,789 | 18,899 | 198 | 19,097 | 21,591 | 295 | 21,886 |
| | Primary | 42,147 | 81,026 | 123,173 | 166,719 | 102,142 | 268,860 | 208,866 | 183,168 | 392,034 |
| | Middle | 24,906 | 72,356 | 97,261 | 65,854 | 66,978 | 132,832 | 90,760 | 139,333 | 230,093 |
| | High | 58,052 | 91,960 | 150,012 | 86,080 | 34,129 | 120,210 | 144,132 | 126,089 | 270,222 |
| | High Sec. | 9,429 | 11,612 | 21,041 | 13,053 | 5,157 | 18,210 | 22,481 | 16,769 | 39,250 |
| | Total | 137,225 | 257,051 | 394,276 | 350,605 | 208,604 | 559,209 | 487,831 | 465,654 | 953,485 |

Source of Private Sector: Federal Bureau of Statistics, Statistics Division, 1999-00

Note1: Data of Private schools estimated by AEPAM @ 5%

Note 2: Data of Private schools from AJK and FANA not included

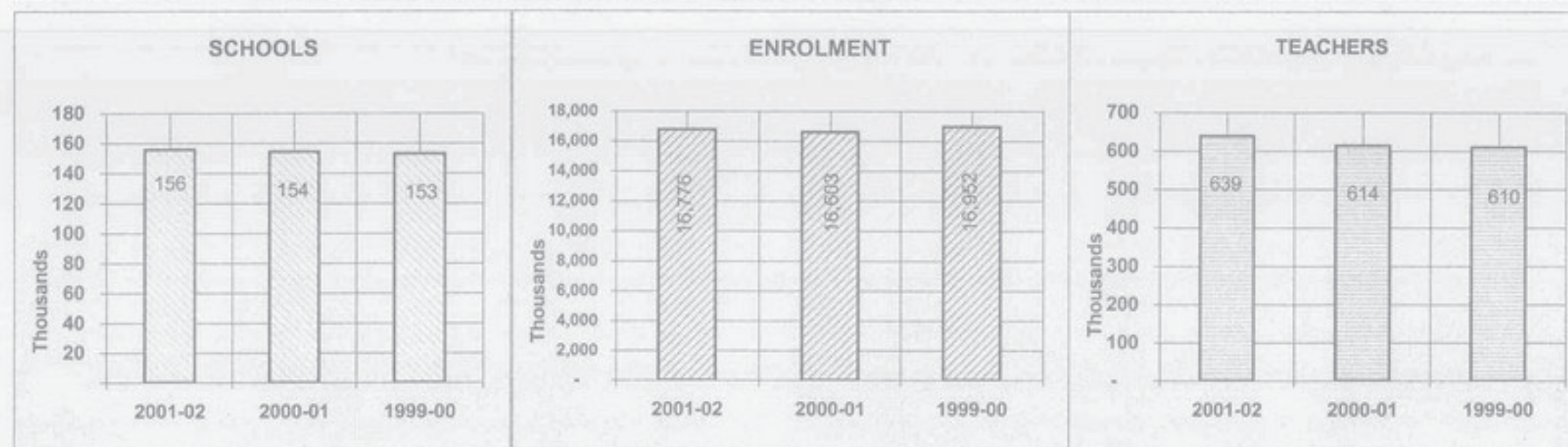
Note3: Data of Public schools from NWFP (Secondary) and Balochistan are estimated

Education Data (Public Sector) by Years

1999-00 to 2001-2002

Pakistan

| Province/ Region | 2001-2002 | | | 2000-2001 | | | 1999-00 | | |
|---------------------|----------------|-------------------|----------------|----------------|-------------------|----------------|----------------|-------------------|----------------|
| | Schools | Enrolment (1-12) | Teachers | Schools | Enrolment (1-12) | Teachers | Schools | Enrolment (1-12) | Teachers |
| Punjab | 63,300 | 8,960,775 | 313,540 | 63,119 | 8,844,186 | 312,632 | 63,107 | 9,086,780 | 325,673 |
| Sindh | 43,035 | 3,057,169 | 141,331 | 42,731 | 3,048,225 | 142,801 | 42,536 | 3,080,261 | 145,449 |
| NWFP | 26,181 | 2,741,202 | 98,301 | 25,936 | 2,782,036 | 74,710 | 24,834 | 2,764,374 | 71,844 |
| Balochistan | 11,092 | 748,928 | 36,821 | 10,982 | 741,513 | 36,456 | 10,938 | 789,868 | 24,249 |
| AJK | 5,951 | 559,422 | 23,598 | 5,922 | 552,539 | 23,344 | 6,042 | 603,126 | 18,007 |
| FANA | 1,465 | 127,745 | 4,678 | 1,413 | 125,017 | 3,867 | 1,370 | 119,982 | 3,733 |
| FATA | 4,269 | 424,882 | 15,365 | 3,913 | 363,510 | 15,244 | 3,805 | 153,714 | 6,098 |
| ICT | 394 | 156,016 | 5,289 | 414 | 146,301 | 4,825 | 430 | 354,080 | 14,943 |
| Pakistan | 155,687 | 16,776,139 | 638,923 | 154,430 | 16,603,327 | 613,879 | 153,062 | 16,952,185 | 609,996 |



Pakistan Population 2002

(In thousands)

| Group Age | URBAN | | | RURAL | | | TOTAL | | |
|--------------|--------------|--------------|---------------|---------------|---------------|---------------|---------------|---------------|---------------|
| | Boys | Girls | Total | Boys | Girls | Total | Boys | Girls | Total |
| 3 | 642 | 611 | 1,253 | 1,346 | 1,261 | 2,607 | 1,988 | 1,872 | 3,860 |
| 4 | 637 | 608 | 1,245 | 1,327 | 1,240 | 2,567 | 1,964 | 1,848 | 3,812 |
| (5-9) | 3,126 | 2,961 | 6,087 | 6,478 | 6,009 | 12,487 | 9,604 | 8,970 | 18,574 |
| (10-12) | 1,849 | 1,654 | 3,503 | 3,820 | 3,534 | 7,354 | 5,669 | 5,188 | 10,857 |
| (13-14) | 1,201 | 1,064 | 2,265 | 2,517 | 2,331 | 4,848 | 3,718 | 3,395 | 7,113 |
| (15-16) | 1,166 | 1,048 | 2,214 | 2,479 | 2,295 | 4,774 | 3,645 | 3,343 | 6,988 |
| Total | 8,621 | 7,946 | 16,567 | 17,967 | 16,670 | 34,637 | 26,588 | 24,616 | 51,204 |

Source: Population Distribution by Selected Age-groups and Residence, Pakistan, 1998-2025, National Institute of Population Census, NIPS

**P
A
K
I
S
T
A
N**

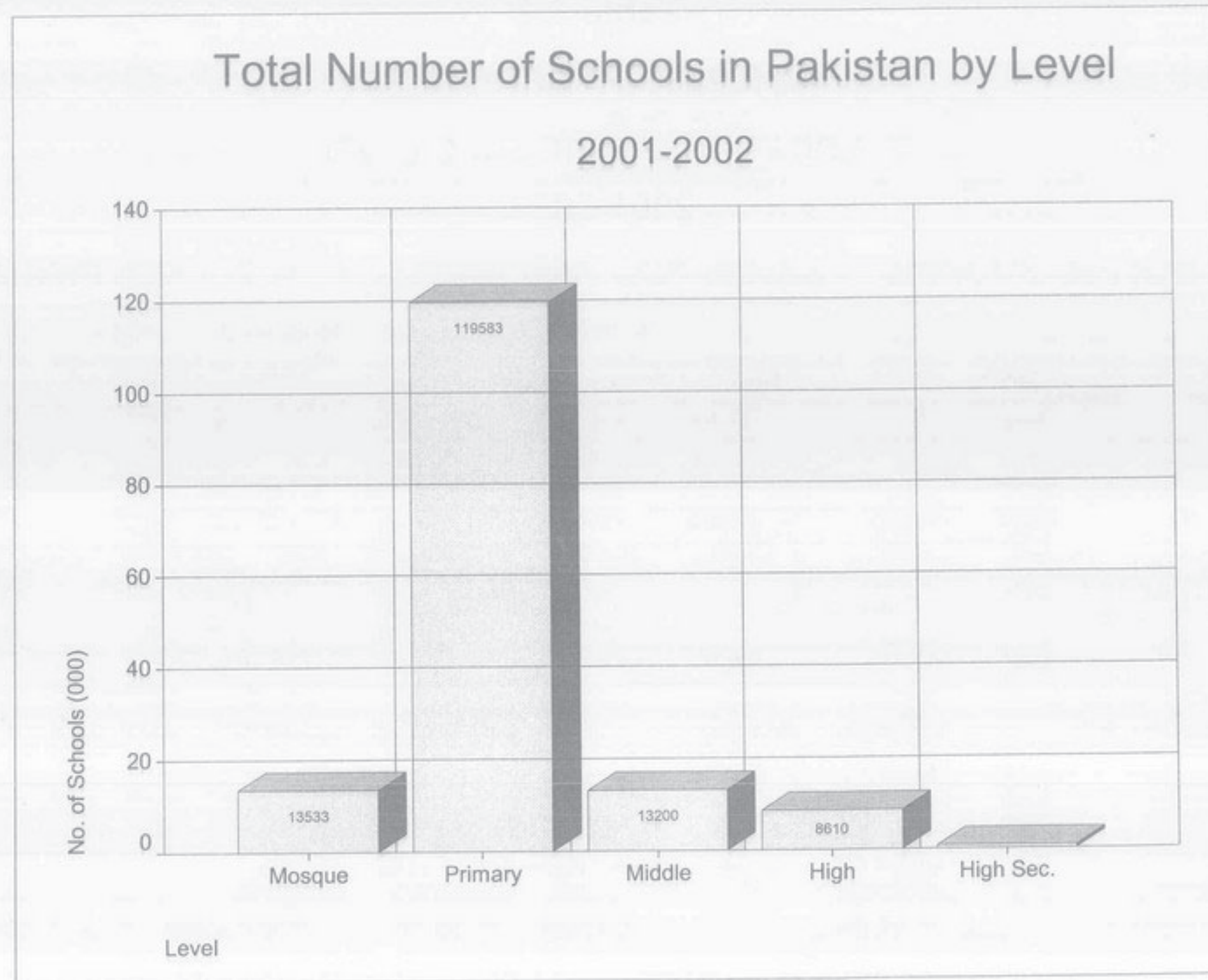
Public Sector Only

Table 1.1
NUMBER OF SCHOOLS
BY LOCATION, GENDER AND LEVEL
2001-2002

Pakistan

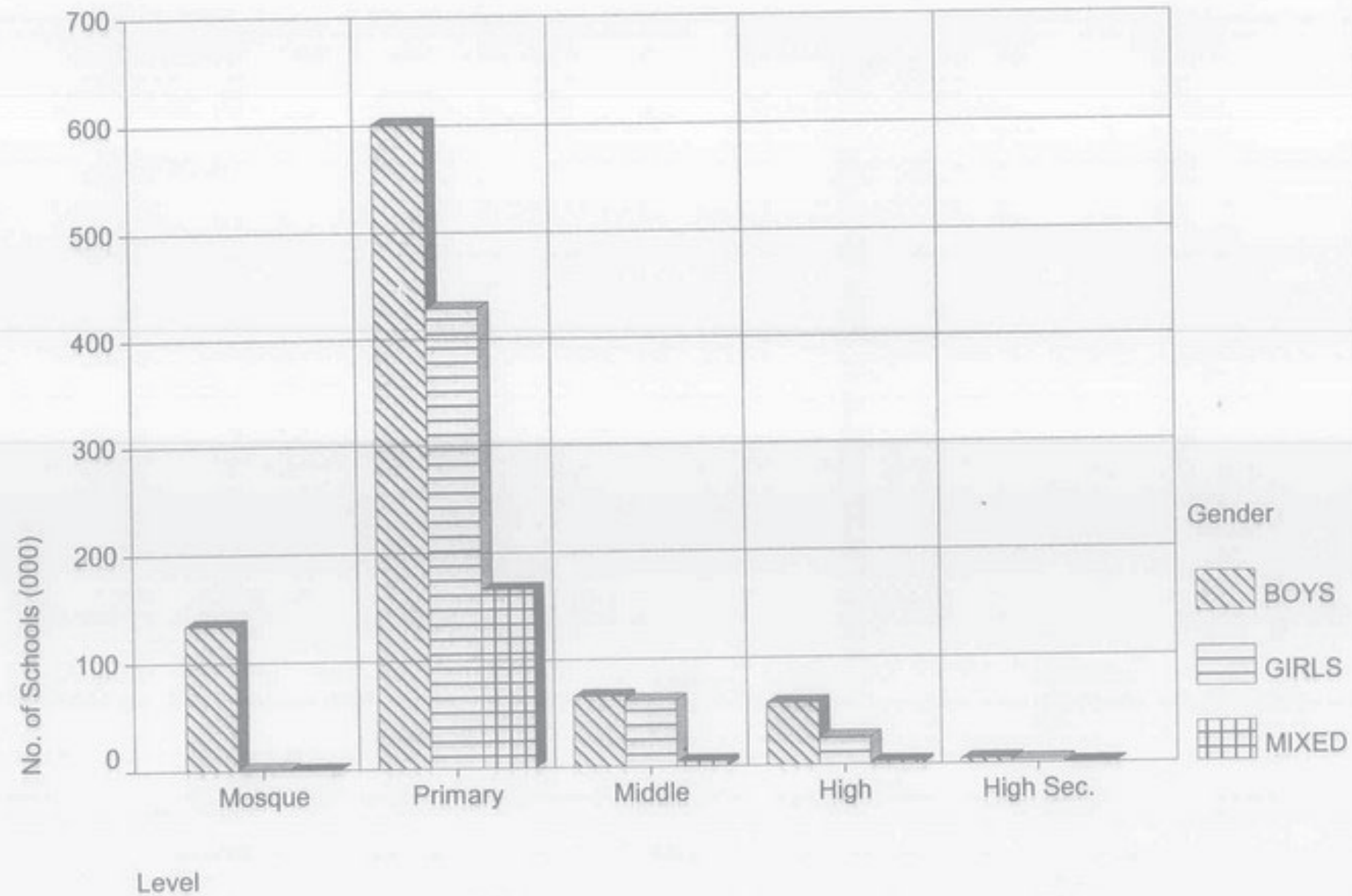
| Location | Gender | Elementary | | | | Secondary | Higher Secondary | Total |
|----------|--------------------|------------|---------------|----------------|---------------|----------------|------------------|------------|
| | | Mosque | Primary | Middle | Total | High | High Sec | |
| Urban | Boys | 1,397 | 4,905 | 876 | 7,178 | 1,297 | 123 | 8,598 |
| | Girls | 21 | 4,603 | 958 | 5,582 | 990 | 153 | 6,725 |
| | Mixed | | 1,733 | 50 | 1,783 | 42 | 14 | 1,839 |
| | Total | | 1,418 | 11,241 | 1,884 | 14,543 | 2,329 | 290 |
| Rural | Boys | 12,008 | 55,210 | 5,719 | 72,937 | 4,508 | 308 | 77,753 |
| | Girls | 107 | 38,287 | 5,196 | 43,590 | 1,567 | 146 | 45,303 |
| | Mixed | | 14,845 | 401 | 15,246 | 206 | 17 | 15,469 |
| | Total | | 12,115 | 108,342 | 11,316 | 131,773 | 6,281 | 471 |
| Total | Boys | 13,405 | 60,115 | 6,595 | 80,115 | 5,805 | 431 | 86,351 |
| | Girls | 128 | 42,890 | 6,154 | 49,172 | 2,557 | 299 | 52,028 |
| | Mixed | | 16,578 | 451 | 17,029 | 248 | 31 | 17,308 |
| | Grand Total | | 13,533 | 119,583 | 13,200 | 146,316 | 8,610 | 761 |

Note: Figures of NWFP (Secondary) and Balochistan are estimated



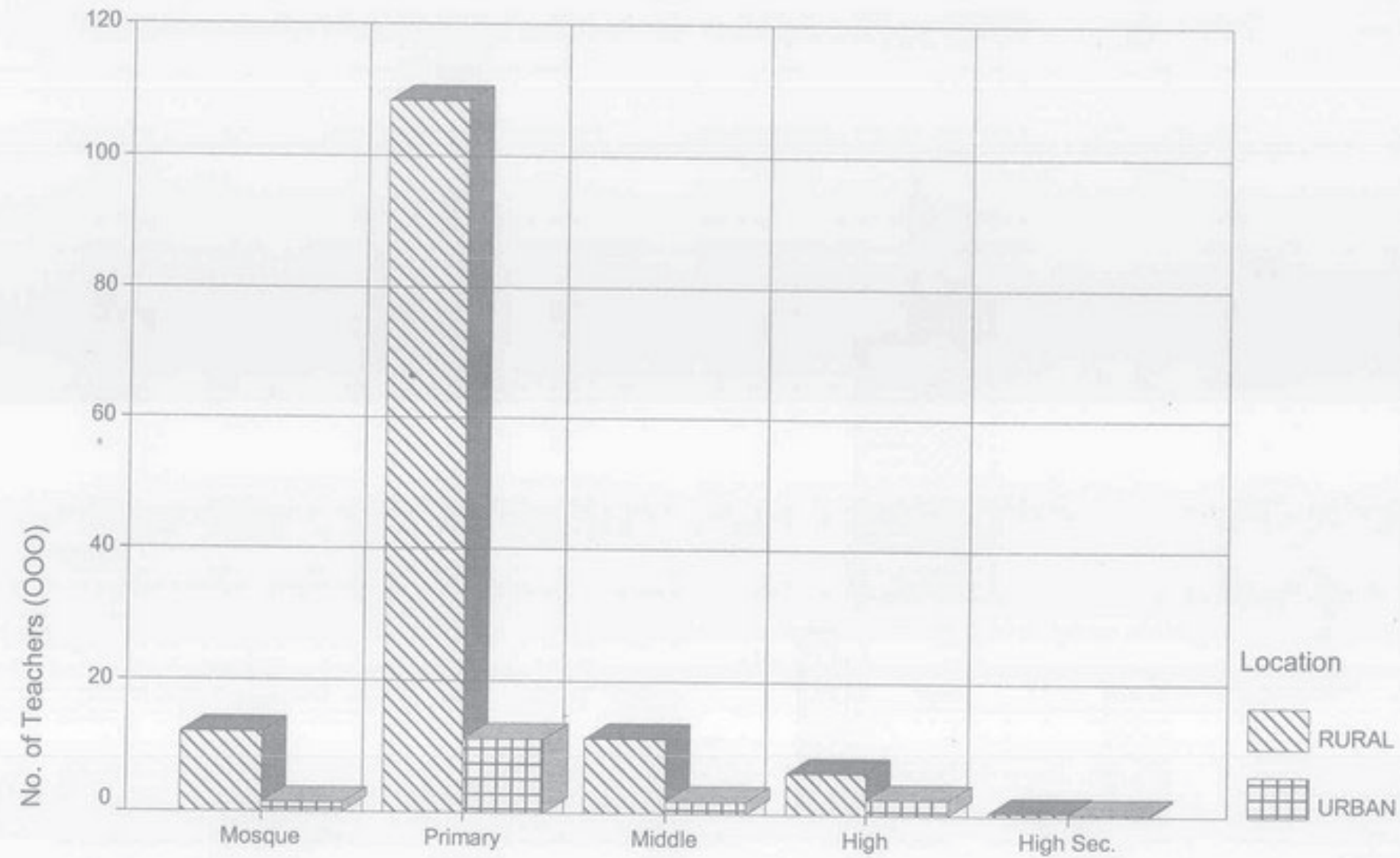
Total Number of Schools in Pakistan by Level and Gender

2001-2002



Total Number of Schools in Pakistan by Level and Location

2001-2002



Total Number of Schools by Province and Region

2001-2002

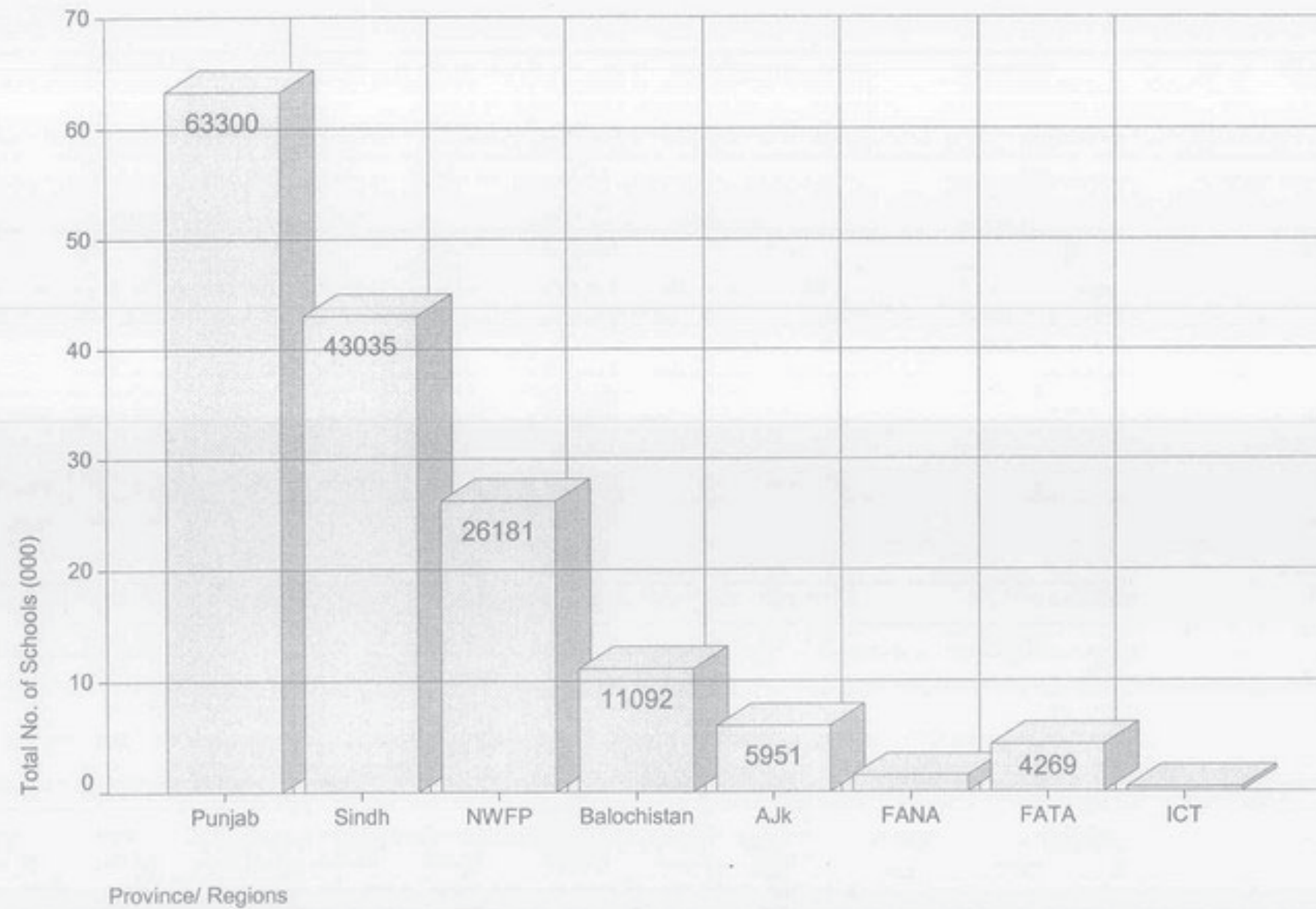
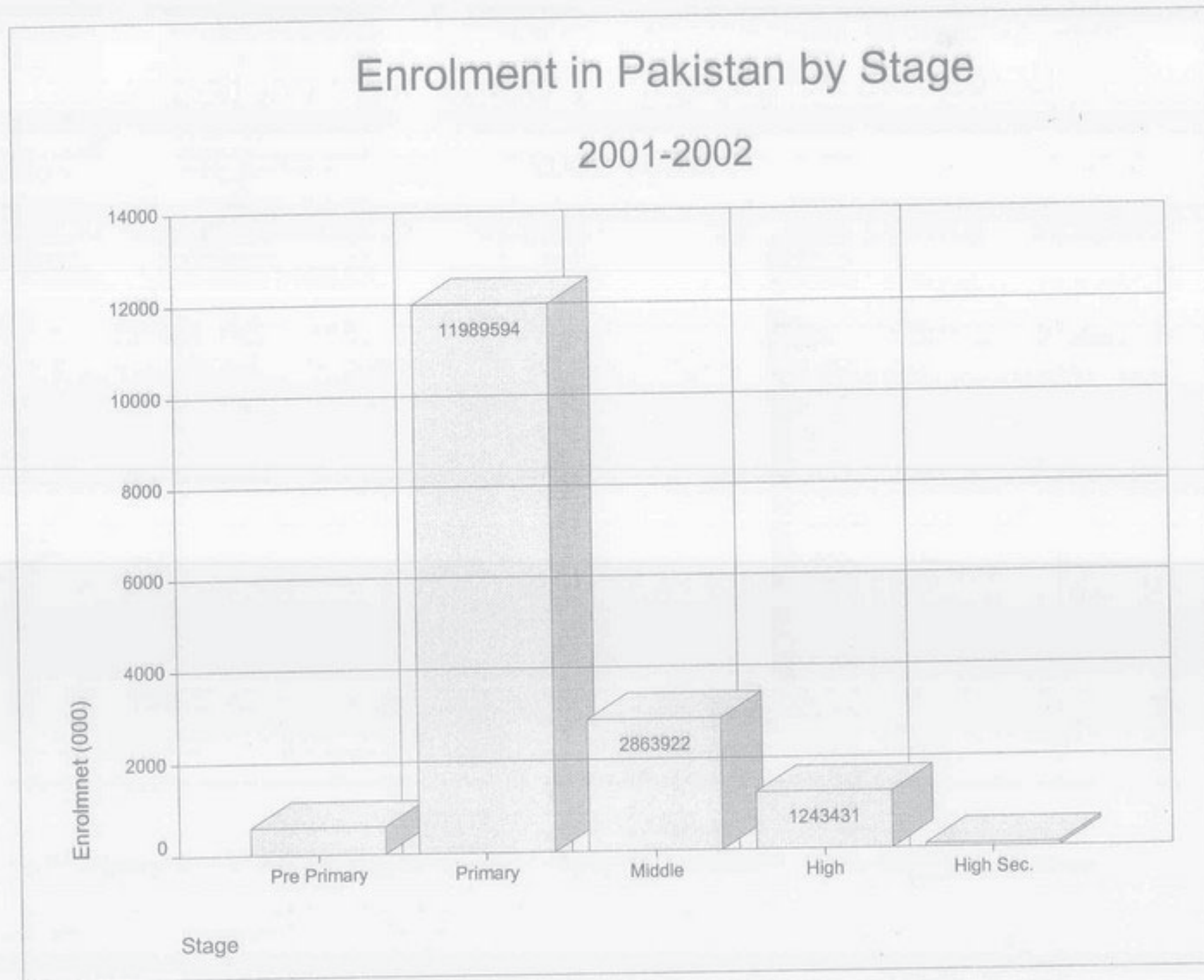


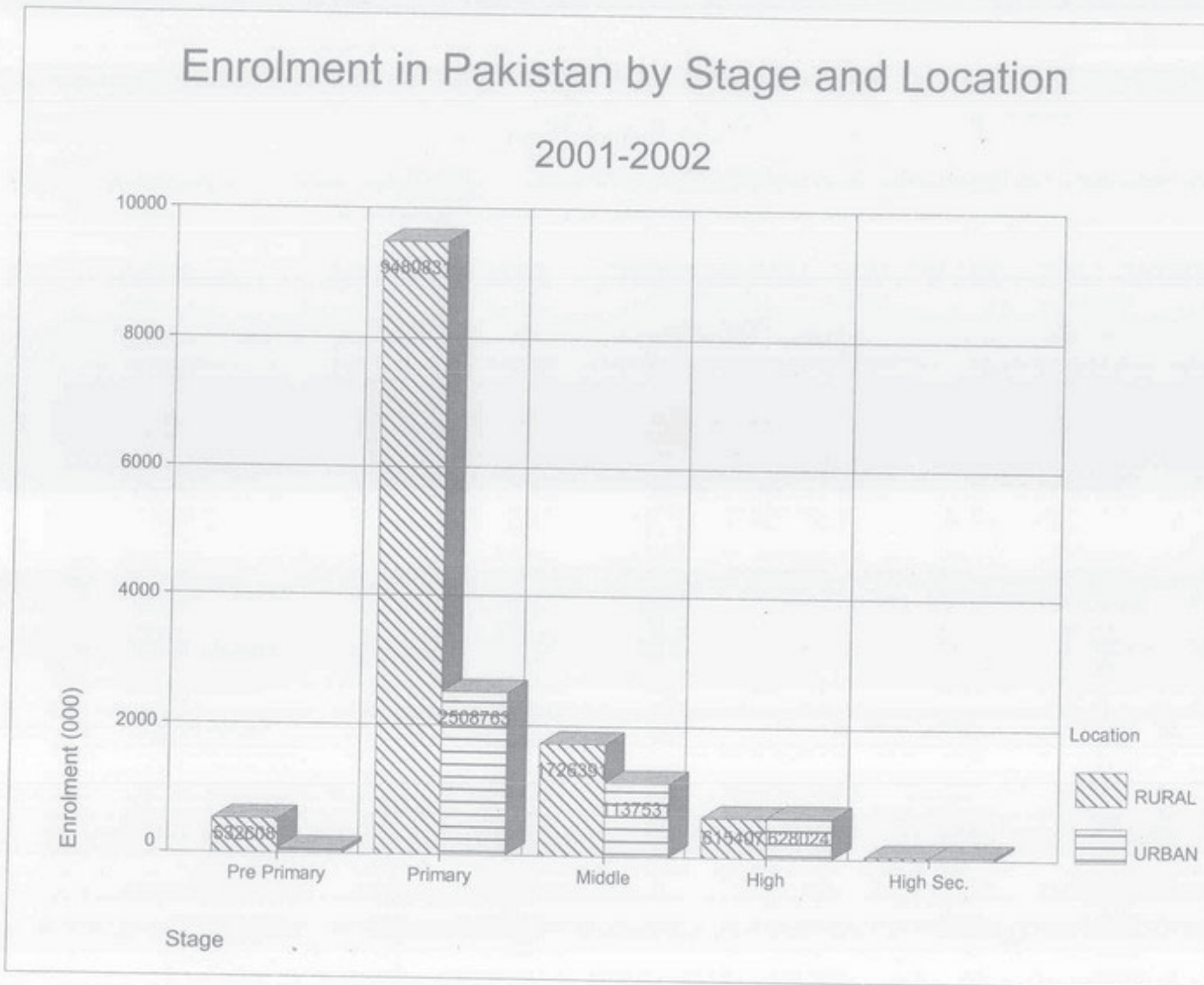
TABLE 1.2
ENROLMENT
BY STAGE, GENDER AND LOCATION
2001-2002

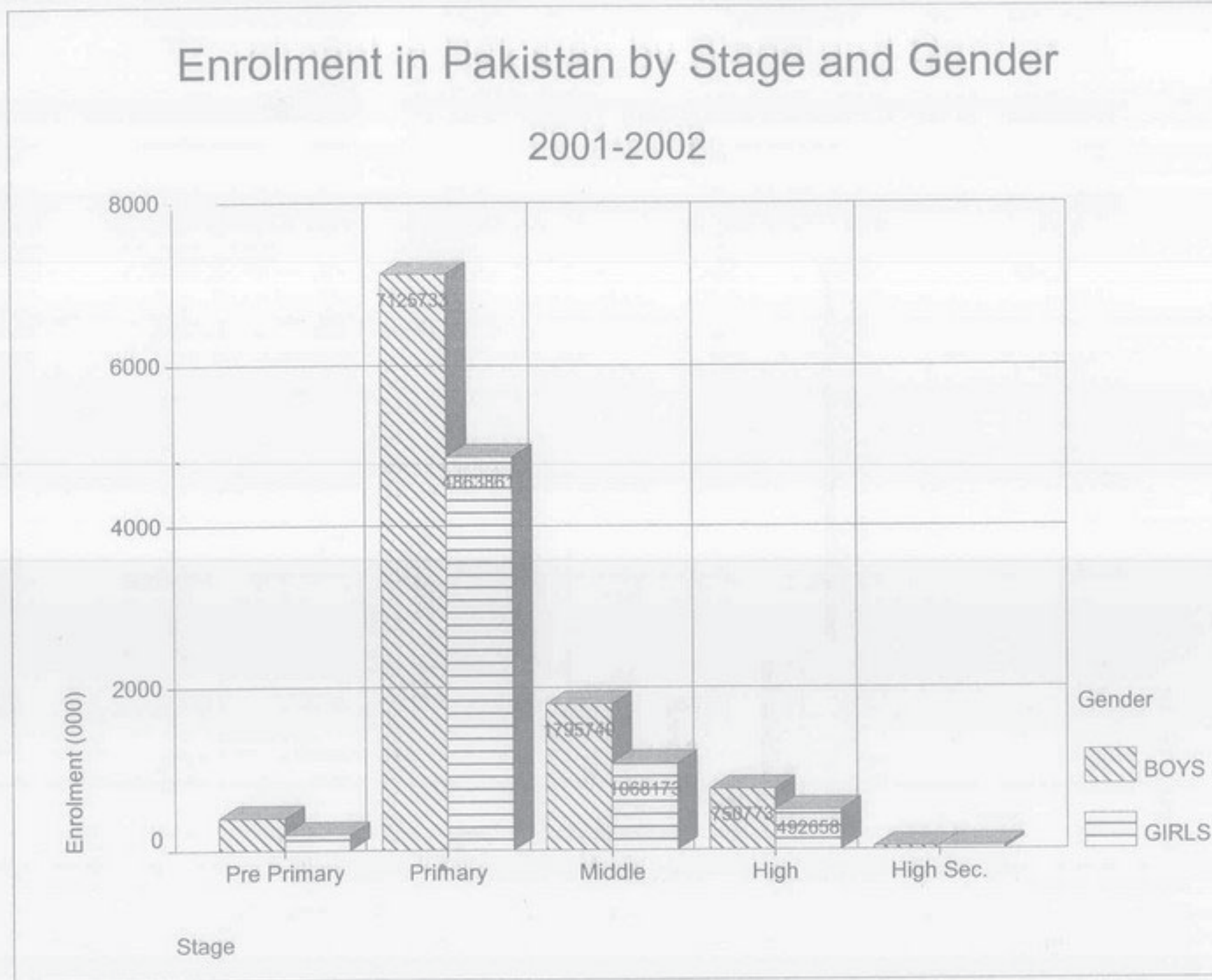
Pakistan

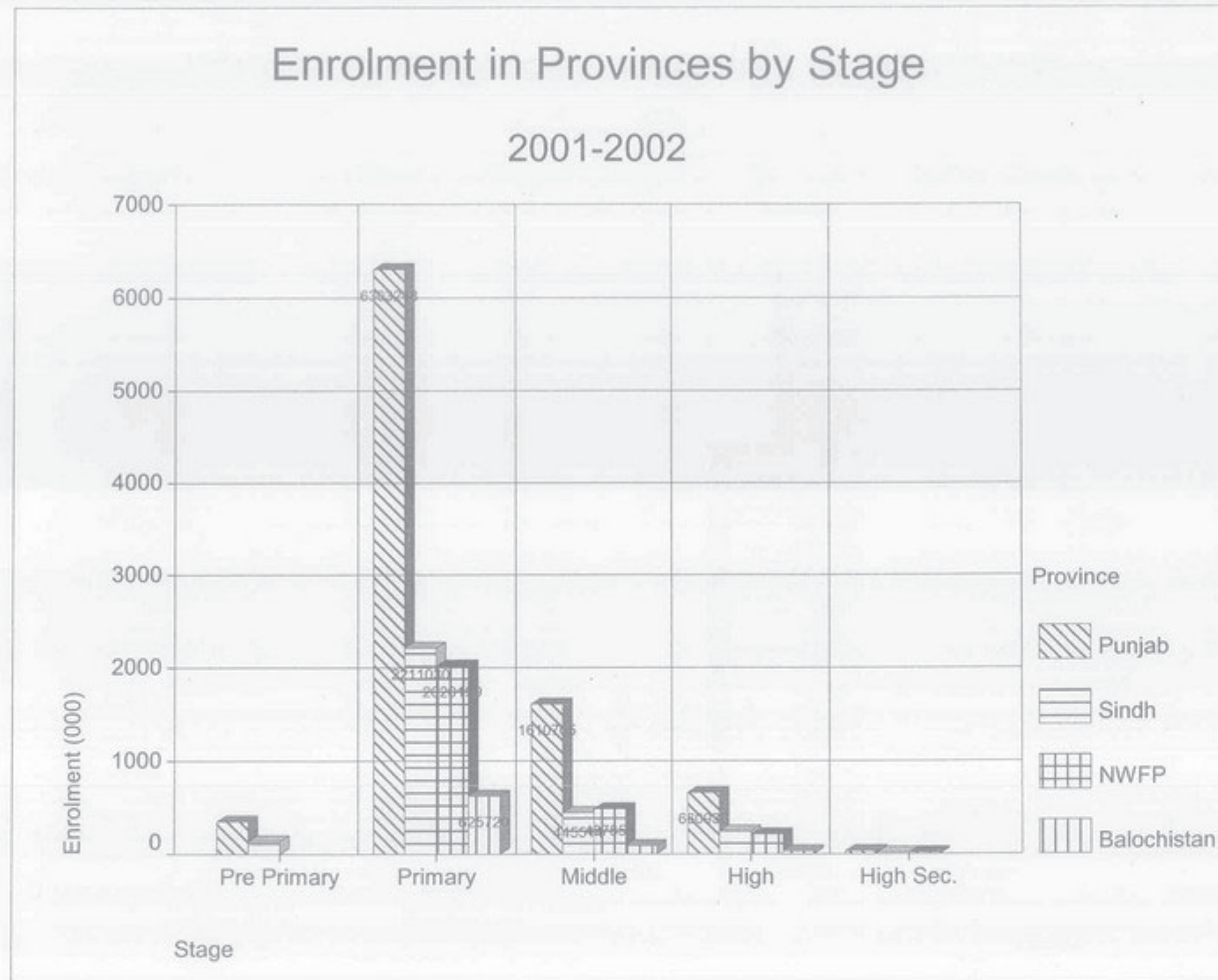
| Stage | Class | URBAN | | | RURAL | | | TOTAL | | |
|--------------------------------------|------------|------------------|------------------|------------------|------------------|------------------|-------------------|-------------------|------------------|-------------------|
| | | BOYS | GIRLS | TOTAL | BOYS | GIRLS | TOTAL | BOYS | GIRLS | TOTAL |
| Pre Primary | Unadmitted | 39,399 | 26,499 | 65,898 | 360,002 | 172,606 | 532,608 | 399,401 | 199,105 | 598,506 |
| | Total | 39,399 | 26,499 | 65,898 | 360,002 | 172,606 | 532,608 | 399,401 | 199,105 | 598,506 |
| Primary | Kachi | 185,258 | 200,057 | 385,315 | 1,088,430 | 896,774 | 1,985,204 | 1,273,688 | 1,096,831 | 2,370,519 |
| | Pakki | 288,294 | 249,289 | 537,583 | 1,338,119 | 812,001 | 2,150,120 | 1,626,413 | 1,061,290 | 2,687,703 |
| | Class 2 | 240,193 | 212,939 | 453,132 | 1,077,707 | 633,047 | 1,710,754 | 1,317,900 | 845,986 | 2,163,886 |
| | Class 3 | 217,690 | 195,806 | 413,496 | 896,577 | 519,296 | 1,415,873 | 1,114,267 | 715,102 | 1,829,369 |
| | Class 4 | 196,091 | 183,581 | 379,672 | 766,608 | 441,261 | 1,207,869 | 962,699 | 624,842 | 1,587,541 |
| | Class 5 | 176,423 | 163,142 | 339,565 | 654,343 | 356,668 | 1,011,011 | 830,766 | 519,810 | 1,350,576 |
| | Total | 1,303,949 | 1,204,814 | 2,508,763 | 5,821,784 | 3,659,047 | 9,480,831 | 7,125,733 | 4,863,861 | 11,989,594 |
| | Middle | Class 6 | 219,646 | 192,378 | 412,024 | 446,300 | 208,203 | 654,503 | 665,946 | 400,581 |
| | Class 7 | 195,467 | 173,627 | 369,094 | 386,857 | 175,814 | 562,671 | 582,324 | 349,441 | 931,765 |
| | Class 8 | 191,282 | 165,131 | 356,413 | 356,197 | 153,020 | 509,217 | 547,479 | 318,151 | 865,630 |
| | Total | 606,395 | 531,136 | 1,137,531 | 1,189,354 | 537,037 | 1,726,391 | 1,795,749 | 1,068,173 | 2,863,922 |
| High | Class 9 | 188,957 | 163,374 | 352,331 | 238,722 | 117,855 | 356,577 | 427,679 | 281,229 | 708,908 |
| | Class 10 | 147,725 | 127,968 | 275,693 | 175,369 | 83,461 | 258,830 | 323,094 | 211,429 | 534,523 |
| | Total | 336,682 | 291,342 | 628,024 | 414,091 | 201,316 | 615,407 | 750,773 | 492,658 | 1,243,431 |
| Higher Sec. | Class 11 | 9,304 | 13,920 | 23,224 | 12,442 | 8,581 | 21,023 | 21,746 | 22,501 | 44,247 |
| | Class 12 | 7,013 | 12,178 | 19,191 | 10,226 | 7,022 | 17,248 | 17,239 | 19,200 | 36,439 |
| | Total | 16,317 | 26,098 | 42,415 | 22,668 | 15,603 | 38,271 | 38,985 | 41,701 | 80,686 |
| Grand Total (Classes 1 to 12) | | 2,302,742 | 2,079,889 | 4,382,631 | 7,807,899 | 4,585,609 | 12,393,508 | 10,110,641 | 6,665,498 | 16,776,139 |

Note: Figures of NWFP (Secondary) and Balochistan are estimated









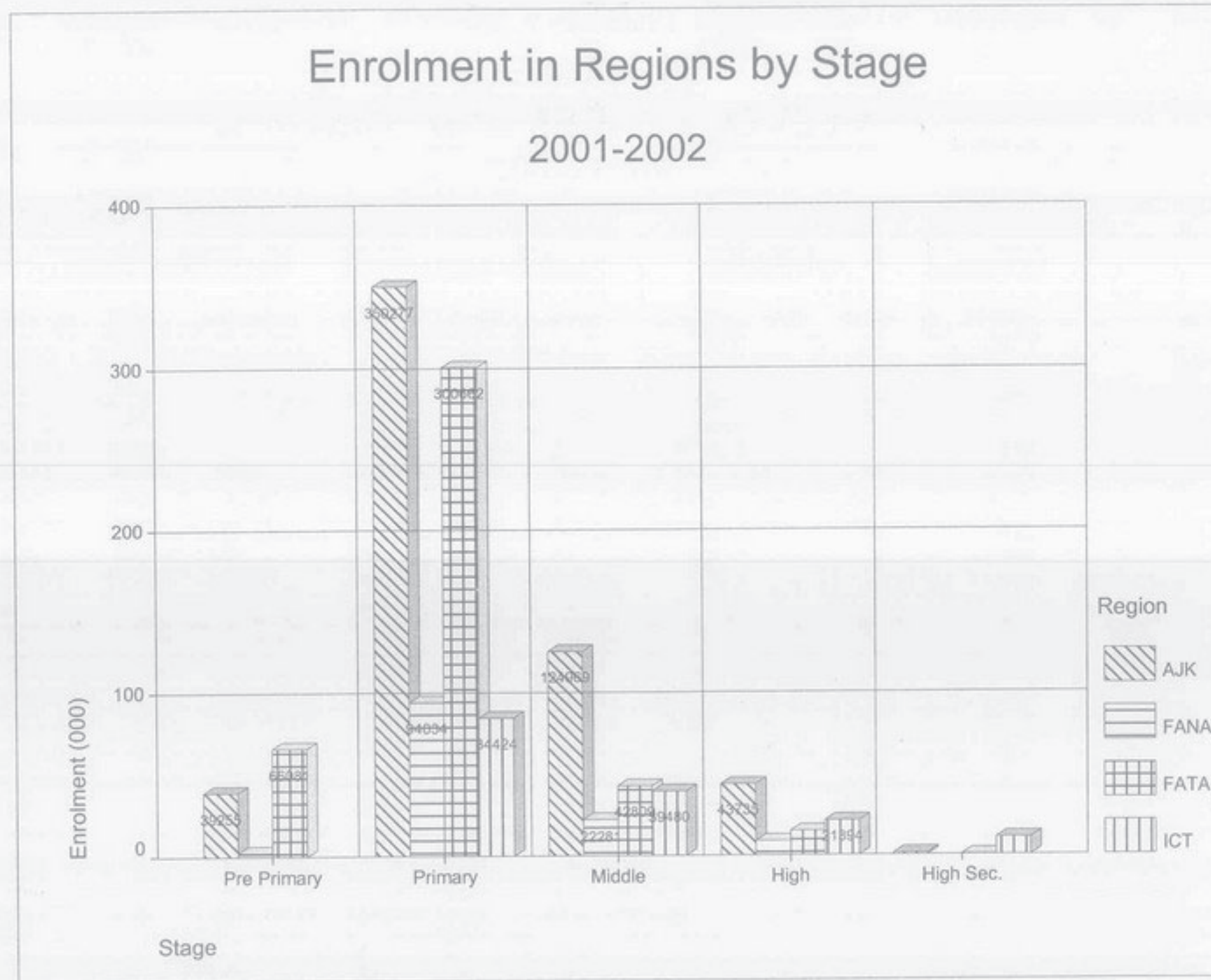


TABLE 1.3
ENROLMENT
BY LEVEL, GENDER AND LOCATION
2001-2002

Pakistan

| Level | Class | URBAN | | | RURAL | | | TOTAL | | |
|----------|--------------|----------------|----------------|------------------|------------------|------------------|------------------|------------------|------------------|------------------|
| | | Boys | Girls | Total | Boys | Girls | Total | Boys | Girls | Total |
| Mosque | Unadmitted | 3,209 | 675 | 3,884 | 31,668 | 7,446 | 39,114 | 34,877 | 8,121 | 42,998 |
| | Kachi | 15,491 | 3,601 | 19,092 | 101,550 | 25,602 | 127,152 | 117,041 | 29,203 | 146,244 |
| | Pakki | 14,815 | 2,995 | 17,810 | 100,084 | 21,688 | 121,772 | 114,899 | 24,683 | 139,582 |
| | Class 2 | 11,570 | 2,421 | 13,991 | 81,925 | 17,567 | 99,492 | 93,495 | 19,988 | 113,483 |
| | Class 3 | 9,176 | 1,863 | 11,039 | 63,723 | 12,875 | 76,598 | 72,899 | 14,738 | 87,637 |
| | Class 4 | 2,922 | 602 | 3,524 | 26,278 | 5,649 | 31,927 | 29,200 | 6,251 | 35,451 |
| | Class 5 | 1,849 | 337 | 2,186 | 15,635 | 3,554 | 19,189 | 17,484 | 3,891 | 21,375 |
| | Class 6 | | | | 41 | 2 | 43 | 41 | 2 | 43 |
| | Class 7 | | | | 17 | | 17 | 17 | | 17 |
| | Class 8 | | | | 19 | | 19 | 19 | | 19 |
| | Total | 59,032 | 12,494 | 71,526 | 420,940 | 94,383 | 515,323 | 479,972 | 106,877 | 586,849 |
| Primary | Unadmitted | 28,659 | 19,960 | 48,619 | 253,302 | 130,863 | 384,165 | 281,961 | 150,823 | 432,784 |
| | Kachi | 126,975 | 131,283 | 258,258 | 807,700 | 687,913 | 1,495,613 | 934,675 | 819,196 | 1,753,871 |
| | Pakki | 216,333 | 177,658 | 393,991 | 1,018,399 | 626,275 | 1,644,674 | 1,234,732 | 803,933 | 2,038,665 |
| | Class 2 | 178,450 | 147,363 | 325,813 | 804,701 | 478,028 | 1,282,729 | 983,151 | 625,391 | 1,608,542 |
| | Class 3 | 160,011 | 132,936 | 292,947 | 662,779 | 383,491 | 1,046,270 | 822,790 | 516,427 | 1,339,217 |
| | Class 4 | 143,996 | 122,089 | 266,085 | 577,347 | 322,523 | 899,870 | 721,343 | 444,612 | 1,165,955 |
| | Class 5 | 127,183 | 104,859 | 232,042 | 481,609 | 252,051 | 733,660 | 608,792 | 356,910 | 965,702 |
| | Class 6 | 379 | 402 | 781 | 1,349 | 932 | 2,281 | 1,728 | 1,334 | 3,062 |
| | Class 7 | 125 | 151 | 276 | 729 | 446 | 1,175 | 854 | 597 | 1,451 |
| | Class 8 | 88 | 112 | 200 | 516 | 308 | 824 | 604 | 420 | 1,024 |
| | Class 9 | | 29 | 29 | 66 | 2 | 68 | 66 | 31 | 97 |
| Class 10 | | 13 | 13 | 49 | 4 | 53 | 49 | 17 | 66 | |
| | Total | 982,199 | 836,855 | 1,819,054 | 4,608,546 | 2,882,836 | 7,491,382 | 5,590,745 | 3,719,691 | 9,310,436 |

| Level | Class | URBAN | | | RURAL | | | TOTAL | | |
|-------------|--------------|----------------|----------------|------------------|------------------|----------------|------------------|------------------|------------------|------------------|
| | | Boys | Girls | Total | Boys | Girls | Total | Boys | Girls | Total |
| Middle | Unadmitted | 4,673 | 3,873 | 8,546 | 41,756 | 27,261 | 69,017 | 46,429 | 31,134 | 77,563 |
| | Kachi | 23,284 | 35,003 | 58,287 | 98,338 | 129,286 | 227,624 | 121,622 | 164,289 | 285,911 |
| | Pakki | 30,907 | 34,245 | 65,152 | 109,090 | 109,423 | 218,513 | 139,997 | 143,668 | 283,665 |
| | Class 2 | 26,897 | 29,576 | 56,473 | 95,600 | 92,357 | 187,957 | 122,497 | 121,933 | 244,430 |
| | Class 3 | 25,247 | 27,355 | 52,602 | 84,187 | 79,816 | 164,003 | 109,434 | 107,171 | 216,605 |
| | Class 4 | 24,054 | 25,536 | 49,590 | 79,383 | 71,863 | 151,246 | 103,437 | 97,399 | 200,836 |
| | Class 5 | 22,484 | 21,981 | 44,465 | 73,023 | 61,247 | 134,270 | 95,507 | 83,228 | 178,735 |
| | Class 6 | 37,605 | 34,644 | 72,249 | 142,495 | 105,369 | 247,864 | 180,100 | 140,013 | 320,113 |
| | Class 7 | 31,215 | 29,914 | 61,129 | 121,851 | 88,331 | 210,182 | 153,066 | 118,245 | 271,311 |
| | Class 8 | 24,468 | 23,545 | 48,013 | 101,697 | 71,458 | 173,155 | 126,165 | 95,003 | 221,168 |
| | Class 9 | 470 | 966 | 1,436 | 1,903 | 856 | 2,759 | 2,373 | 1,822 | 4,195 |
| | Class 10 | 331 | 818 | 1,149 | 1,034 | 541 | 1,575 | 1,365 | 1,359 | 2,724 |
| | Class 11 | | 23 | 23 | | | | | 23 | 23 |
| | Total | 251,635 | 267,479 | 519,114 | 950,357 | 837,808 | 1,788,165 | 1,201,992 | 1,105,287 | 2,307,279 |
| High | Unadmitted | 2,782 | 1,747 | 4,529 | 32,072 | 6,125 | 38,197 | 34,854 | 7,872 | 42,726 |
| | Kachi | 18,915 | 28,700 | 47,615 | 78,393 | 49,665 | 128,058 | 97,308 | 78,365 | 175,673 |
| | Pakki | 24,455 | 31,566 | 56,021 | 106,826 | 49,986 | 156,812 | 131,281 | 81,552 | 212,833 |
| | Class 2 | 21,414 | 30,884 | 52,298 | 92,463 | 41,161 | 133,624 | 113,877 | 72,045 | 185,922 |
| | Class 3 | 21,369 | 30,874 | 52,243 | 83,248 | 39,211 | 122,459 | 104,617 | 70,085 | 174,702 |
| | Class 4 | 22,831 | 32,474 | 55,305 | 80,619 | 37,414 | 118,033 | 103,450 | 69,888 | 173,338 |
| | Class 5 | 22,834 | 32,958 | 55,792 | 80,977 | 36,098 | 117,075 | 103,811 | 69,056 | 172,867 |
| | Class 6 | 160,310 | 131,059 | 291,369 | 270,253 | 87,742 | 357,995 | 430,563 | 218,801 | 649,364 |
| | Class 7 | 144,660 | 119,053 | 263,713 | 235,153 | 74,949 | 310,102 | 379,813 | 194,002 | 573,815 |
| | Class 8 | 147,570 | 116,946 | 264,516 | 224,208 | 69,350 | 293,558 | 371,778 | 186,296 | 558,074 |
| | Class 9 | 163,329 | 133,903 | 297,232 | 205,717 | 99,933 | 305,650 | 369,046 | 233,836 | 602,882 |
| | Class 10 | 127,015 | 102,973 | 229,988 | 150,457 | 70,671 | 221,128 | 277,472 | 173,644 | 451,116 |
| | Class 11 | 531 | 461 | 992 | 327 | 130 | 457 | 858 | 591 | 1,449 |
| Class 12 | 181 | 275 | 456 | 354 | 149 | 503 | 535 | 424 | 959 | |
| | Total | 878,196 | 793,873 | 1,672,069 | 1,641,067 | 662,584 | 2,303,651 | 2,519,263 | 1,456,457 | 3,975,720 |
| Higher Sec. | Unadmitted | 76 | 244 | 320 | 1,204 | 911 | 2,115 | 1,280 | 1,155 | 2,435 |
| | Kachi | 593 | 1,470 | 2,063 | 2,449 | 4,308 | 6,757 | 3,042 | 5,778 | 8,820 |
| | Pakki | 1,784 | 2,825 | 4,609 | 3,720 | 4,629 | 8,349 | 5,504 | 7,454 | 12,958 |
| | Class 2 | 1,862 | 2,695 | 4,557 | 3,018 | 3,934 | 6,952 | 4,880 | 6,629 | 11,509 |

| Level | Class | URBAN | | | RURAL | | | TOTAL | | |
|------------------------------------|----------|------------------|------------------|------------------|------------------|------------------|-------------------|-------------------|------------------|-------------------|
| | | Boys | Girls | Total | Boys | Girls | Total | Boys | Girls | Total |
| Higher Sec. | Class 3 | 1,887 | 2,778 | 4,665 | 2,640 | 3,903 | 6,543 | 4,527 | 6,681 | 11,208 |
| | Class 4 | 2,288 | 2,880 | 5,168 | 2,981 | 3,812 | 6,793 | 5,269 | 6,692 | 11,961 |
| | Class 5 | 2,073 | 3,007 | 5,080 | 3,099 | 3,718 | 6,817 | 5,172 | 6,725 | 11,897 |
| | Class 6 | 21,352 | 26,273 | 47,625 | 32,162 | 14,158 | 46,320 | 53,514 | 40,431 | 93,945 |
| | Class 7 | 19,467 | 24,509 | 43,976 | 29,107 | 12,088 | 41,195 | 48,574 | 36,597 | 85,171 |
| | Class 8 | 19,156 | 24,528 | 43,684 | 29,757 | 11,904 | 41,661 | 48,913 | 36,432 | 85,345 |
| | Class 9 | 25,158 | 28,476 | 53,634 | 31,036 | 17,064 | 48,100 | 56,194 | 45,540 | 101,734 |
| | Class 10 | 20,379 | 24,164 | 44,543 | 23,829 | 12,245 | 36,074 | 44,208 | 36,409 | 80,617 |
| | Class 11 | 8,773 | 13,436 | 22,209 | 12,115 | 8,451 | 20,566 | 20,888 | 21,887 | 42,775 |
| | Class 12 | 6,832 | 11,903 | 18,735 | 9,872 | 6,873 | 16,745 | 16,704 | 18,776 | 35,480 |
| | | Total | 131,680 | 169,188 | 300,868 | 186,989 | 107,998 | 294,987 | 318,669 | 277,186 |
| Grand Total (At all Levels) | | 2,302,742 | 2,079,889 | 4,382,631 | 7,807,899 | 4,585,609 | 12,393,508 | 10,110,641 | 6,665,498 | 16,776,139 |

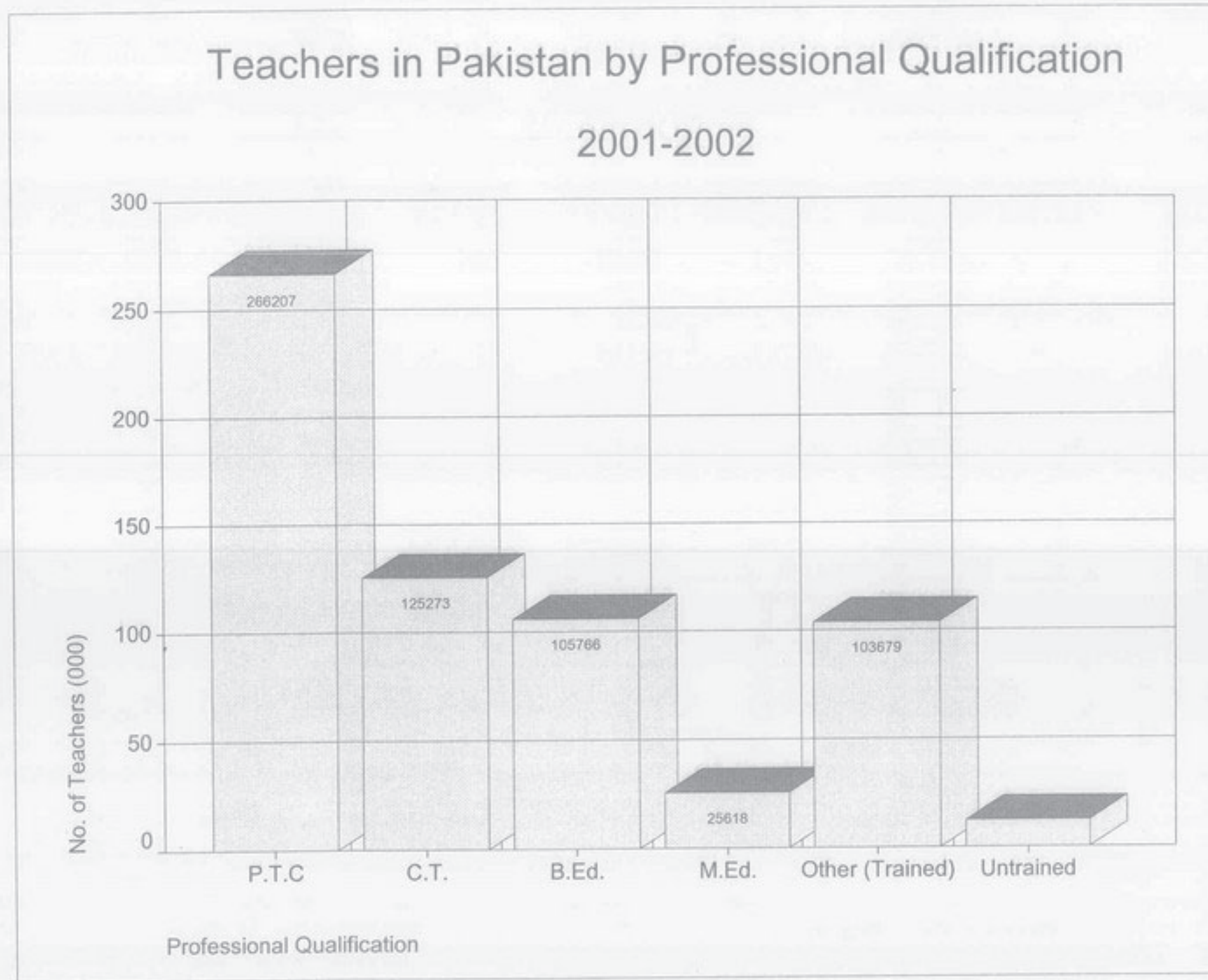
Note: Figures of NWFP (Secondary) and Balochistan are estimated

TABLE 1.4
NUMBER OF TEACHERS
BY LEVEL, GENDER, LOCATION AND PROFESSIONAL QUALIFICATION
2001-2002

| Pakistan | | | | | | | | | | |
|-----------------|----------------------------|--------|---------------|---------------|---------------|----------------|---------------|----------------|----------------|----------------|
| Level | Professional Qualification | URBAN | | | RURAL | | | TOTAL | | |
| | | Male | Female | Total | Male | Female | Total | Male | Female | Total |
| Mosque | P.T.C. | 1,787 | 45 | 1,832 | 13,241 | 150 | 13,391 | 15,028 | 195 | 15,223 |
| | C.T. | 569 | 12 | 581 | 3,374 | 11 | 3,385 | 3,943 | 23 | 3,966 |
| | B.Ed. | 174 | 2 | 176 | 1,058 | | 1,058 | 1,232 | 2 | 1,234 |
| | M.Ed. | 21 | | 21 | 54 | | 54 | 75 | | 75 |
| | Others (Trained) | 126 | 38 | 164 | 1,039 | 36 | 1,075 | 1,165 | 74 | 1,239 |
| | Untrained | 15 | | 15 | 133 | 1 | 134 | 148 | 1 | 149 |
| | Total | | 2,692 | 97 | 2,789 | 18,899 | 198 | 19,097 | 21,591 | 295 |
| Primary | P.T.C. | 19,530 | 23,336 | 42,866 | 97,468 | 58,393 | 155,861 | 116,998 | 81,729 | 198,727 |
| | C.T. | 5,504 | 4,257 | 9,761 | 22,088 | 6,055 | 28,143 | 27,592 | 10,312 | 37,904 |
| | B.Ed. | 5,899 | 4,995 | 10,894 | 17,429 | 5,318 | 22,747 | 23,328 | 10,313 | 33,641 |
| | M.Ed. | 910 | 994 | 1,904 | 1,888 | 424 | 2,312 | 2,798 | 1,418 | 4,216 |
| | Others (Trained) | 2,306 | 1,937 | 4,243 | 13,258 | 10,110 | 23,368 | 15,564 | 12,047 | 27,611 |
| | Untrained | 881 | 1,697 | 2,578 | 3,293 | 1,942 | 5,235 | 4,174 | 3,639 | 7,813 |
| | Total | | 35,030 | 37,216 | 72,246 | 155,424 | 82,242 | 237,666 | 190,454 | 119,458 |
| Middle | P.T.C. | 2,469 | 5,008 | 7,477 | 10,325 | 12,950 | 23,275 | 12,794 | 17,958 | 30,752 |
| | C.T. | 2,798 | 3,089 | 5,887 | 14,540 | 11,606 | 26,146 | 17,338 | 14,695 | 32,033 |
| | B.Ed. | 1,800 | 2,351 | 4,151 | 8,350 | 6,337 | 14,687 | 10,150 | 8,688 | 18,838 |
| | M.Ed. | 419 | 404 | 823 | 1,717 | 821 | 2,538 | 2,136 | 1,225 | 3,361 |
| | Others (Trained) | 2,589 | 2,265 | 4,854 | 13,735 | 9,800 | 23,535 | 16,324 | 12,065 | 28,389 |
| | Untrained | 137 | 194 | 331 | 779 | 546 | 1,325 | 916 | 740 | 1,656 |
| | Total | | 10,212 | 13,311 | 23,523 | 49,446 | 42,060 | 91,506 | 59,658 | 55,371 |

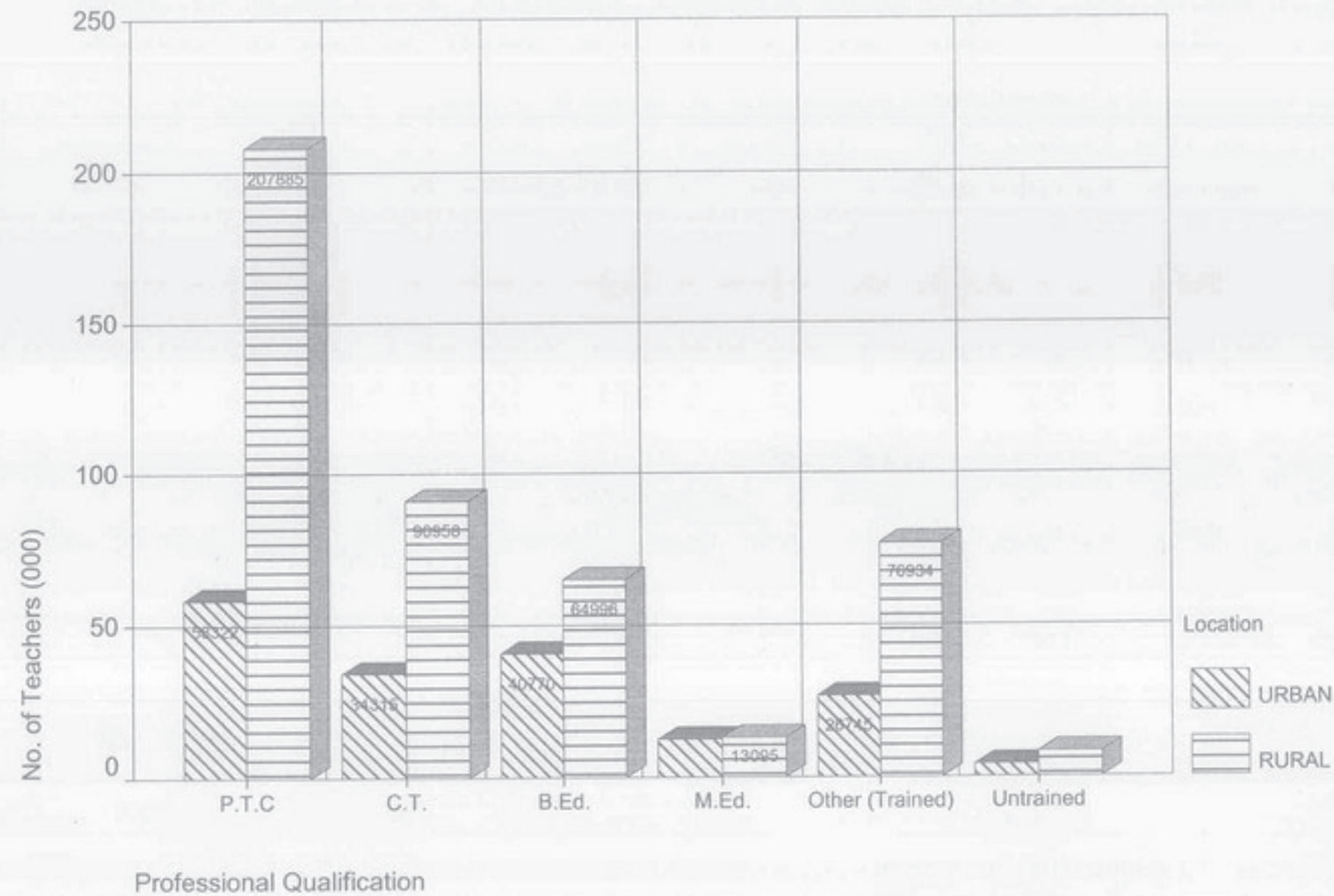
| Level | Professional Qualification | URBAN | | | RURAL | | | TOTAL | | |
|-------------|------------------------------------|--------|---------------|---------------|----------------|----------------|----------------|----------------|----------------|----------------|
| | | Male | Female | Total | Male | Female | Total | Male | Female | Total |
| High | P.T.C. | 2,072 | 3,784 | 5,856 | 9,122 | 5,483 | 14,605 | 11,194 | 9,267 | 20,461 |
| | C.T. | 8,297 | 6,390 | 14,687 | 23,387 | 5,870 | 29,257 | 31,684 | 12,260 | 43,944 |
| | B.Ed. | 11,117 | 10,877 | 21,994 | 17,899 | 4,910 | 22,809 | 29,016 | 15,787 | 44,803 |
| | M.Ed. | 5,176 | 2,440 | 7,616 | 5,909 | 964 | 6,873 | 11,085 | 3,404 | 14,489 |
| | Others (Trained) | 9,702 | 5,808 | 15,510 | 20,474 | 5,832 | 26,306 | 30,176 | 11,640 | 41,816 |
| | Untrained | 560 | 373 | 933 | 1,050 | 395 | 1,445 | 1,610 | 768 | 2,378 |
| | Total | | 36,924 | 29,672 | 66,596 | 77,841 | 23,454 | 101,295 | 114,765 | 53,126 |
| Higher Sec. | P.T.C. | 66 | 225 | 291 | 241 | 512 | 753 | 307 | 737 | 1,044 |
| | C.T. | 2,133 | 1,266 | 3,399 | 3,271 | 756 | 4,027 | 5,404 | 2,022 | 7,426 |
| | B.Ed. | 1,428 | 2,127 | 3,555 | 2,534 | 1,161 | 3,695 | 3,962 | 3,288 | 7,250 |
| | M.Ed. | 1,072 | 1,087 | 2,159 | 1,004 | 314 | 1,318 | 2,076 | 1,401 | 3,477 |
| | Others (Trained) | 945 | 1,029 | 1,974 | 1,726 | 924 | 2,650 | 2,671 | 1,953 | 4,624 |
| | Untrained | 117 | 126 | 243 | 39 | 102 | 141 | 156 | 228 | 384 |
| | Total | | 5,761 | 5,860 | 11,621 | 8,815 | 3,769 | 12,584 | 14,576 | 9,629 |
| Total | P.T.C. | 25,924 | 32,398 | 58,322 | 130,397 | 77,488 | 207,885 | 156,321 | 109,886 | 266,207 |
| | C.T. | 19,301 | 15,014 | 34,315 | 66,660 | 24,298 | 90,958 | 85,961 | 39,312 | 125,273 |
| | B.Ed. | 20,418 | 20,352 | 40,770 | 47,270 | 17,726 | 64,996 | 67,688 | 38,078 | 105,766 |
| | M.Ed. | 7,598 | 4,925 | 12,523 | 10,572 | 2,523 | 13,095 | 18,170 | 7,448 | 25,618 |
| | Others (Trained) | 15,668 | 11,077 | 26,745 | 50,232 | 26,702 | 76,934 | 65,900 | 37,779 | 103,679 |
| | Untrained | 1,710 | 2,390 | 4,100 | 5,294 | 2,986 | 8,280 | 7,004 | 5,376 | 12,380 |
| | Grand Total (At all Levels) | | 90,619 | 86,156 | 176,775 | 310,425 | 151,723 | 462,148 | 401,044 | 237,879 |

Note: Figures of Punjab, NWFP (Secondary) and Balochistan are estimated



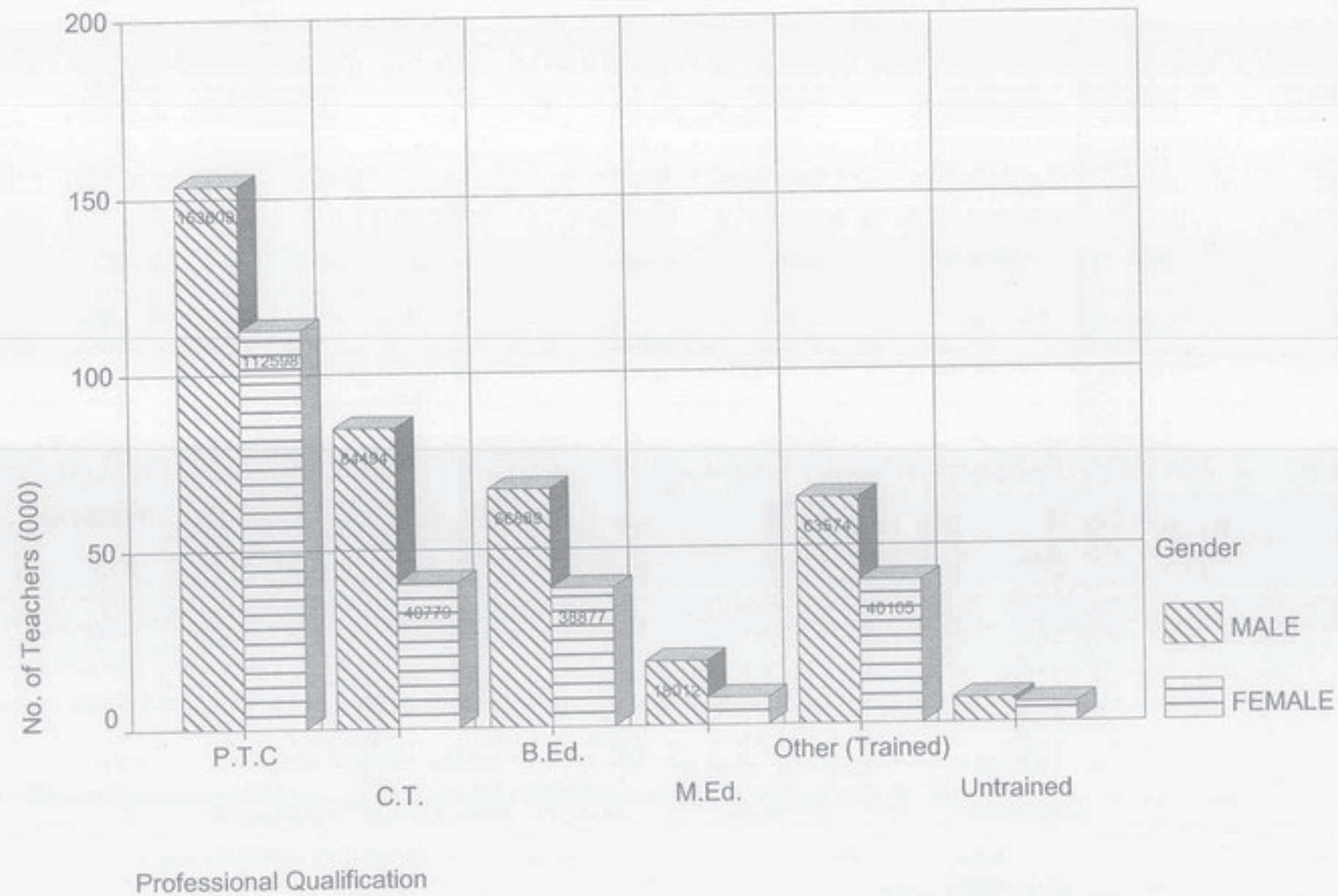
Teachers in Pakistan by Professional Qualification and Location

2001-2002



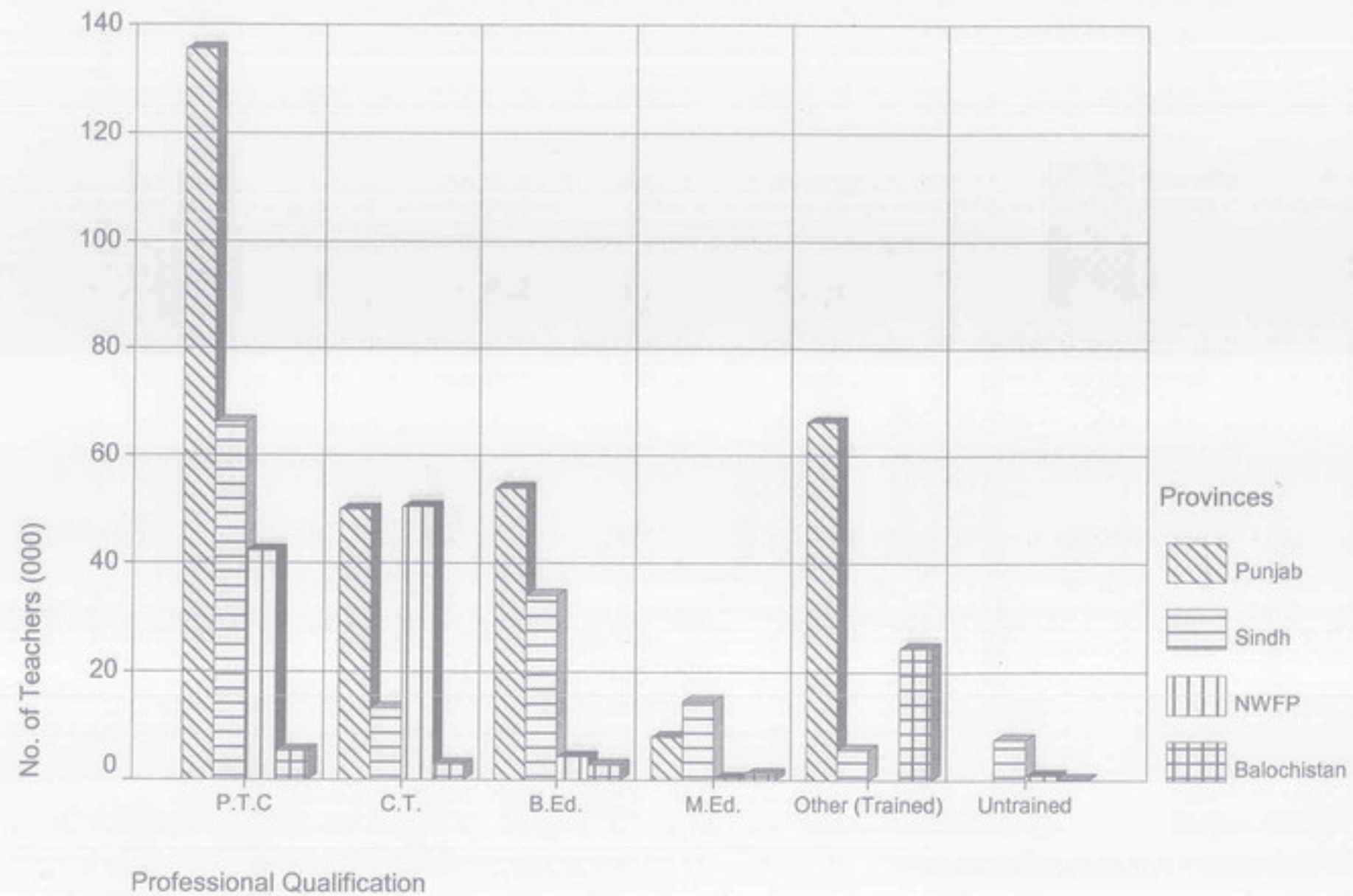
Teachers in Pakistan by Professional Qualification and Gender

2001-2002



Teachers in Provinces by Professional Qualification

2001-2002



Teachers in Regions by Professional Qualification

2001-2002

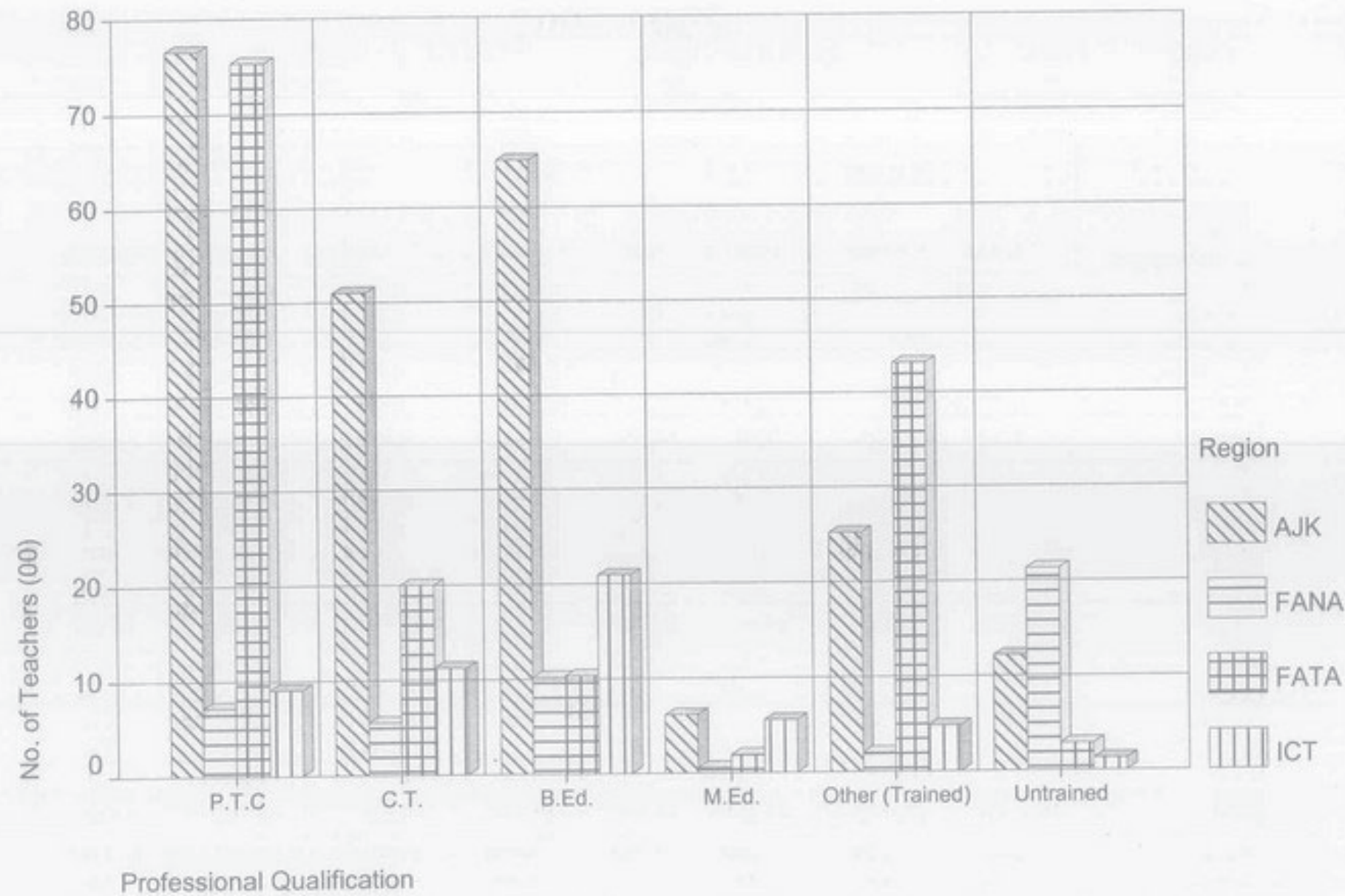


TABLE 1.5
NUMBER OF TEACHERS
BY LEVEL, GENDER, LOCATION AND ACADEMIC QUALIFICATION
2001-2002

Pakistan

| Level | Academic Qualification | URBAN | | | RURAL | | | TOTAL | | |
|---------|------------------------|-------|---------------|---------------|---------------|---------------|---------------|----------------|---------------|---------------|
| | | Male | Female | Total | Male | Female | Total | Male | Female | Total |
| Mosque | Matric | 703 | 29 | 732 | 5,148 | 92 | 5,240 | 5,851 | 121 | 5,972 |
| | F.A./ F.Sc. | 280 | 10 | 290 | 1,930 | 27 | 1,957 | 2,210 | 37 | 2,247 |
| | B.A./ B.Sc. | 209 | 18 | 227 | 1,267 | 9 | 1,276 | 1,476 | 27 | 1,503 |
| | M.A./ M.Sc. | 78 | 14 | 92 | 320 | 1 | 321 | 398 | 15 | 413 |
| | Others | 1,035 | 26 | 1,061 | 6,539 | 69 | 6,608 | 7,574 | 95 | 7,669 |
| | Total | | 2,305 | 97 | 2,402 | 15,204 | 198 | 15,402 | 17,509 | 295 |
| Primary | Matric | 5,203 | 8,137 | 13,340 | 32,000 | 35,134 | 67,134 | 37,203 | 43,271 | 80,474 |
| | F.A./ F.Sc. | 2,534 | 2,656 | 5,190 | 14,781 | 8,560 | 23,341 | 17,315 | 11,216 | 28,531 |
| | B.A./ B.Sc. | 1,813 | 1,591 | 3,404 | 10,743 | 5,287 | 16,030 | 12,556 | 6,878 | 19,434 |
| | M.A./ M.Sc. | 674 | 515 | 1,189 | 4,164 | 1,518 | 5,682 | 4,838 | 2,033 | 6,871 |
| | Others | 224 | 360 | 584 | 4,514 | 5,309 | 9,823 | 4,738 | 5,669 | 10,407 |
| | Total | | 10,448 | 13,259 | 23,707 | 66,202 | 55,808 | 122,010 | 76,650 | 69,067 |
| Middle | Matric | 1,893 | 3,459 | 5,352 | 8,542 | 12,804 | 21,346 | 10,435 | 16,263 | 26,698 |
| | F.A./ F.Sc. | 1,294 | 1,875 | 3,169 | 6,281 | 8,191 | 14,472 | 7,575 | 10,066 | 17,641 |
| | B.A./ B.Sc. | 1,578 | 1,567 | 3,145 | 8,201 | 8,483 | 16,684 | 9,779 | 10,050 | 19,829 |
| | M.A./ M.Sc. | 1,042 | 733 | 1,775 | 5,064 | 3,690 | 8,754 | 6,106 | 4,423 | 10,529 |
| | Others | 229 | 531 | 760 | 2,465 | 3,089 | 5,554 | 2,694 | 3,620 | 6,314 |
| | Total | | 6,036 | 8,165 | 14,201 | 30,553 | 36,257 | 66,810 | 36,589 | 44,422 |
| High | Matric | 2,716 | 3,464 | 6,180 | 11,094 | 6,008 | 17,102 | 13,810 | 9,472 | 23,282 |
| | F.A./ F.Sc. | 2,551 | 3,095 | 5,646 | 7,757 | 3,749 | 11,506 | 10,308 | 6,844 | 17,152 |
| | B.A./ B.Sc. | 6,145 | 5,090 | 11,235 | 14,529 | 4,880 | 19,409 | 20,674 | 9,970 | 30,644 |
| | M.A./ M.Sc. | 6,882 | 3,442 | 10,324 | 12,120 | 2,807 | 14,927 | 19,002 | 6,249 | 25,251 |
| | Others | 824 | 592 | 1,416 | 4,142 | 2,091 | 6,233 | 4,966 | 2,683 | 7,649 |
| | Total | | 19,118 | 15,683 | 34,801 | 49,642 | 19,535 | 69,177 | 68,760 | 35,218 |

| Level | Academic Qualification | URBAN | | | RURAL | | | TOTAL | | |
|------------------------------------|------------------------|---------------|---------------|---------------|----------------|----------------|----------------|----------------|----------------|----------------|
| | | Male | Female | Total | Male | Female | Total | Male | Female | Total |
| High Sec. | Matric | 172 | 359 | 531 | 597 | 560 | 1,157 | 769 | 919 | 1,688 |
| | F.A./ F.Sc. | 220 | 437 | 657 | 537 | 381 | 918 | 757 | 818 | 1,575 |
| | B.A./ B.Sc. | 628 | 1,067 | 1,695 | 1,484 | 855 | 2,339 | 2,112 | 1,922 | 4,034 |
| | M.A./ M.Sc. | 954 | 1,273 | 2,227 | 2,229 | 1,196 | 3,425 | 3,183 | 2,469 | 5,652 |
| | Others | 88 | 188 | 276 | 440 | 292 | 732 | 528 | 480 | 1,008 |
| | Total | 2,062 | 3,324 | 5,386 | 5,287 | 3,284 | 8,571 | 7,349 | 6,608 | 13,957 |
| Grand Total (At all Levels) | | 39,969 | 40,528 | 80,497 | 166,888 | 115,082 | 281,970 | 206,857 | 155,610 | 362,467 |

Note: Figures of Sindh, NWFP and Balochistan are not available

TABLE 1.6
PHYSICAL FACILITIES
(BUILDING)
2001-2002

Pakistan

| Level | Facility | URBAN | | | | RURAL | | | | TOTAL | | | |
|---------|--------------|--------------|--------------|--------------|---------------|---------------|---------------|---------------|----------------|---------------|---------------|---------------|----------------|
| | | Boys | Girls | Mixed | Total | Boys | Girls | Mixed | Total | Boys | Girls | Mixed | Total |
| Mosque | Yes | 909 | 13 | | 922 | 7,358 | 79 | | 7,437 | 8,267 | 92 | 0 | 8,359 |
| | No | 385 | 5 | | 390 | 4,025 | 24 | | 4,049 | 4,410 | 29 | 0 | 4,439 |
| | Missing | 103 | 3 | | 106 | 625 | 4 | | 629 | 728 | 7 | 0 | 735 |
| | Total | 1,397 | 21 | | 1,418 | 12,008 | 107 | | 12,115 | 13,405 | 128 | 0 | 13,533 |
| Primary | Yes | 4,478 | 4,190 | 1,471 | 10,139 | 46,749 | 33,622 | 9,153 | 89,524 | 51,227 | 37,812 | 10,624 | 99,663 |
| | No | 370 | 297 | 261 | 928 | 8,144 | 3,441 | 5,690 | 17,275 | 8,514 | 3,738 | 5,951 | 18,203 |
| | Missing | 57 | 116 | 1 | 174 | 317 | 1,224 | 2 | 1,543 | 374 | 1,340 | 3 | 1,717 |
| | Total | 4,905 | 4,603 | 1,733 | 11,241 | 55,210 | 38,287 | 14,845 | 108,342 | 60,115 | 42,890 | 16,578 | 119,583 |
| Middle | Yes | 741 | 840 | 44 | 1,625 | 4,091 | 4,277 | 272 | 8,640 | 4,832 | 5,117 | 316 | 10,265 |
| | No | 23 | 28 | 6 | 57 | 371 | 164 | 129 | 664 | 394 | 192 | 135 | 721 |
| | Missing | 112 | 90 | | 202 | 1,257 | 755 | | 2,012 | 1,369 | 845 | 0 | 2,214 |
| | Total | 876 | 958 | 50 | 1,884 | 5,719 | 5,196 | 401 | 11,316 | 6,595 | 6,154 | 451 | 13,200 |
| High | Yes | 1,157 | 899 | 42 | 2,098 | 3,527 | 1,343 | 202 | 5,072 | 4,684 | 2,242 | 244 | 7,170 |
| | No | 15 | 14 | | 29 | 20 | 19 | 4 | 43 | 35 | 33 | 4 | 72 |
| | Missing | 125 | 77 | | 202 | 961 | 205 | | 1,166 | 1,086 | 282 | 0 | 1,368 |
| | Total | 1,297 | 990 | 42 | 2,329 | 4,508 | 1,567 | 206 | 6,281 | 5,805 | 2,557 | 248 | 8,610 |

| Level | Facility | URBAN | | | | RURAL | | | | TOTAL | | | |
|------------------------------------|----------------|--------------|--------------|--------------|---------------|---------------|---------------|---------------|----------------|---------------|---------------|---------------|----------------|
| | | Boys | Girls | Mixed | Total | Boys | Girls | Mixed | Total | Boys | Girls | Mixed | Total |
| Higher Sec. | Yes | 95 | 127 | 14 | 236 | 186 | 119 | 17 | 322 | 281 | 246 | 31 | 558 |
| | No | | | | 0 | 2 | 2 | | 4 | 2 | 2 | 0 | 4 |
| | Missing | 28 | 26 | | 54 | 120 | 25 | | 145 | 148 | 51 | 0 | 199 |
| | Total | 123 | 153 | 14 | 290 | 308 | 146 | 17 | 471 | 431 | 299 | 31 | 761 |
| Total | Yes | 7,380 | 6,069 | 1,571 | 15,020 | 61,911 | 39,440 | 9,644 | 110,995 | 69,291 | 45,509 | 11,215 | 126,015 |
| | No | 793 | 344 | 267 | 1,404 | 12,562 | 3,650 | 5,823 | 22,035 | 13,355 | 3,994 | 6,090 | 23,439 |
| | Missing | 425 | 312 | 1 | 738 | 3,280 | 2,213 | 2 | 5,495 | 3,705 | 2,525 | 3 | 6,233 |
| Grand Total (At all Levels) | | 8,598 | 6,725 | 1,839 | 17,162 | 77,753 | 45,303 | 15,469 | 138,525 | 86,351 | 52,028 | 17,308 | 155,687 |

Note: Figures of Balochistan are estimated.



TABLE 1.7
PHYSICAL FACILITIES
(OWNERSHIP)
2001-2002

Pakistan

| Level | Facility | URBAN | | | | RURAL | | | | TOTAL | | | |
|---------|-----------------|--------------|--------------|--------------|---------------|---------------|---------------|---------------|----------------|---------------|---------------|---------------|----------------|
| | | Boys | Girls | Mixed | Total | Boys | Girls | Mixed | Total | Boys | Girls | Mixed | Total |
| Mosque | Govt. Building | 244 | 8 | | 252 | 3,446 | 63 | | 3,509 | 3,690 | 71 | 0 | 3,761 |
| | Rented Building | 57 | | | 57 | 491 | 3 | | 494 | 548 | 3 | 0 | 551 |
| | No Building | 385 | 5 | | 390 | 4,024 | 25 | | 4,049 | 4,409 | 30 | 0 | 4,439 |
| | Other Building | 607 | 5 | | 612 | 3,406 | 12 | | 3,418 | 4,013 | 17 | 0 | 4,030 |
| | Missing | 104 | 3 | | 107 | 641 | 4 | | 645 | 745 | 7 | 0 | 752 |
| | Total | 1,397 | 21 | | 1,418 | 12,008 | 107 | | 12,115 | 13,405 | 128 | 0 | 13,533 |
| Primary | Govt. Building | 3,526 | 3,134 | 1,102 | 7,762 | 42,726 | 30,692 | 7,218 | 80,636 | 46,252 | 33,826 | 8,320 | 88,398 |
| | Rented Building | 299 | 544 | 78 | 921 | 469 | 702 | 174 | 1,345 | 768 | 1,246 | 252 | 2,266 |
| | No Building | 370 | 296 | 261 | 927 | 8,145 | 3,444 | 5,692 | 17,281 | 8,515 | 3,740 | 5,953 | 18,208 |
| | Other Building | 654 | 514 | 292 | 1,460 | 3,554 | 2,239 | 1,761 | 7,554 | 4,208 | 2,753 | 2,053 | 9,014 |
| | Missing | 56 | 115 | | 171 | 316 | 1,210 | | 1,526 | 372 | 1,325 | 0 | 1,697 |
| | Total | 4,905 | 4,603 | 1,733 | 11,241 | 55,210 | 38,287 | 14,845 | 108,342 | 60,115 | 42,890 | 16,578 | 119,583 |
| Middle | Govt. Building | 614 | 669 | 29 | 1,312 | 3,942 | 4,105 | 230 | 8,277 | 4,556 | 4,774 | 259 | 9,589 |
| | Rented Building | 33 | 44 | 10 | 87 | 34 | 23 | 4 | 61 | 67 | 67 | 14 | 148 |
| | No Building | 23 | 28 | 6 | 57 | 371 | 164 | 129 | 664 | 394 | 192 | 135 | 721 |
| | Other Building | 94 | 127 | 5 | 226 | 115 | 149 | 38 | 302 | 209 | 276 | 43 | 528 |
| | Missing | 112 | 90 | | 202 | 1,257 | 755 | | 2,012 | 1,369 | 845 | 0 | 2,214 |
| | Total | 876 | 958 | 50 | 1,884 | 5,719 | 5,196 | 401 | 11,316 | 6,595 | 6,154 | 451 | 13,200 |

| Level | Facility | URBAN | | | | RURAL | | | | TOTAL | | | |
|------------------------------------|-----------------|--------------|--------------|--------------|---------------|---------------|---------------|---------------|----------------|---------------|---------------|---------------|----------------|
| | | Boys | Girls | Mixed | Total | Boys | Girls | Mixed | Total | Boys | Girls | Mixed | Total |
| High | Govt. Building | 1,026 | 770 | 37 | 1,833 | 3,437 | 1,303 | 196 | 4,936 | 4,463 | 2,073 | 233 | 6,769 |
| | Rented Building | 57 | 44 | 4 | 105 | 22 | 9 | 1 | 32 | 79 | 53 | 5 | 137 |
| | No Building | 15 | 14 | | 29 | 20 | 19 | 4 | 43 | 35 | 33 | 4 | 72 |
| | Other Building | 74 | 85 | 1 | 160 | 64 | 31 | 5 | 100 | 138 | 116 | 6 | 260 |
| | Missing | 125 | 77 | | 202 | 965 | 205 | | 1,170 | 1,090 | 282 | 0 | 1,372 |
| | Total | | 1,297 | 990 | 42 | 2,329 | 4,508 | 1,567 | 206 | 6,281 | 5,805 | 2,557 | 248 |
| High Sec. | Govt. Building | 91 | 124 | 14 | 229 | 184 | 119 | 17 | 320 | 275 | 243 | 31 | 549 |
| | Rented Building | | 1 | | 1 | | | | 0 | 0 | 1 | 0 | 1 |
| | No Building | | | | 0 | 2 | 2 | | 4 | 2 | 2 | 0 | 4 |
| | Other Building | 4 | 2 | | 6 | 2 | | | 2 | 6 | 2 | 0 | 8 |
| | Missing | 28 | 26 | | 54 | 120 | 25 | | 145 | 148 | 51 | 0 | 199 |
| | Total | | 123 | 153 | 14 | 290 | 308 | 146 | 17 | 471 | 431 | 299 | 31 |
| | Govt. Building | 5,501 | 4,705 | 1,182 | 11,388 | 53,735 | 36,282 | 7,661 | 97,678 | 59,236 | 40,987 | 8,843 | 109,066 |
| | Rented Building | 446 | 633 | 92 | 1,171 | 1,016 | 737 | 179 | 1,932 | 1,462 | 1,370 | 271 | 3,103 |
| | No Building | 793 | 343 | 267 | 1,403 | 12,562 | 3,654 | 5,825 | 22,041 | 13,355 | 3,997 | 6,092 | 23,444 |
| | Other Building | 1,433 | 733 | 298 | 2,464 | 7,141 | 2,431 | 1,804 | 11,376 | 8,574 | 3,164 | 2,102 | 13,840 |
| | Missing | 425 | 311 | | 736 | 3,299 | 2,199 | | 5,498 | 3,724 | 2,510 | 0 | 6,234 |
| Grand Total (At all Levels) | | 8,598 | 6,725 | 1,839 | 17,162 | 77,753 | 45,303 | 15,469 | 138,525 | 86,351 | 52,028 | 17,308 | 155,687 |

Note: Figures of Balochistan are estimated.

Physical Facilities (Ownership) in Pakistan

2001-2002

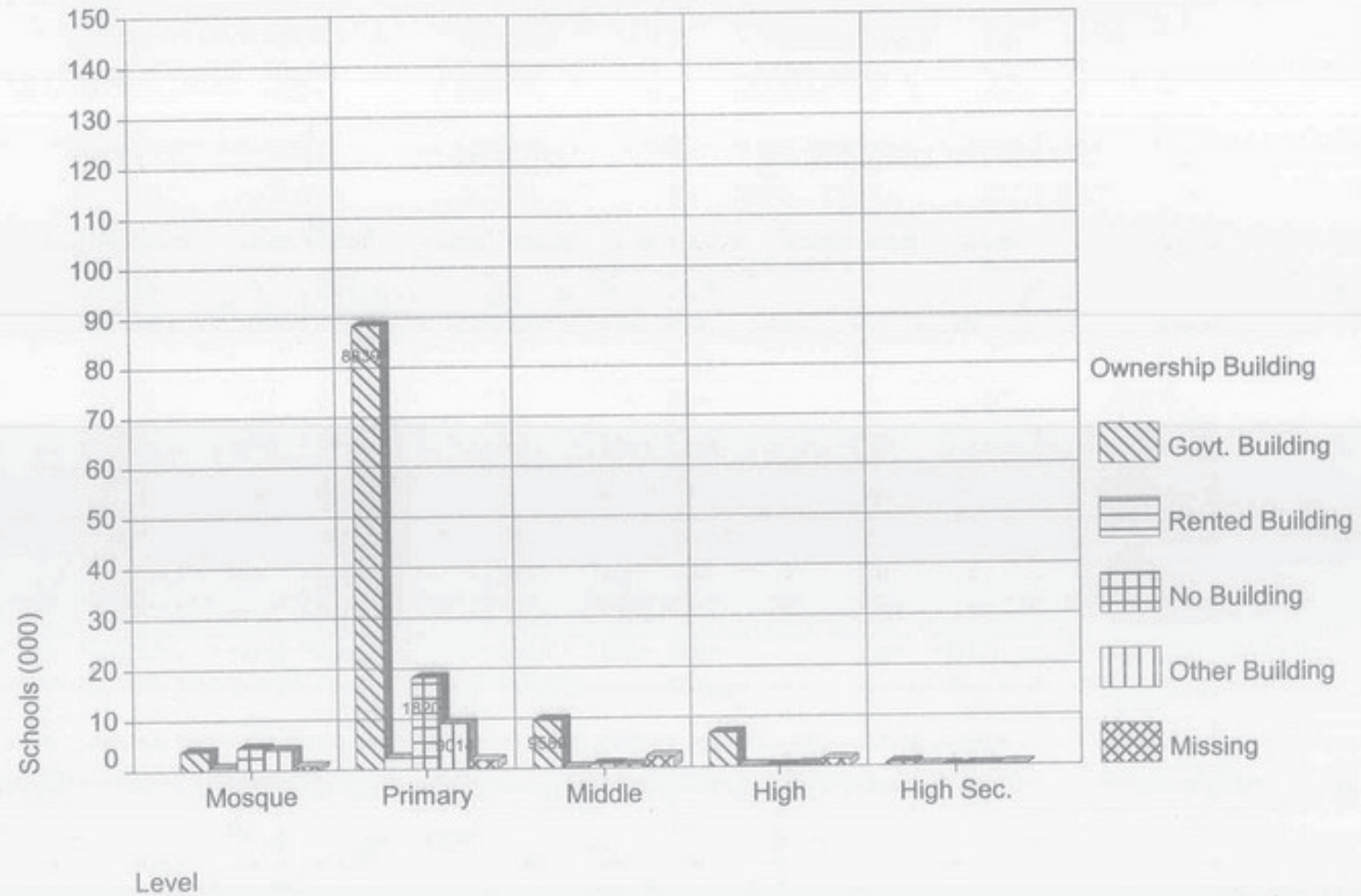


TABLE 1.8
PHYSICAL FACILITIES
(CONSTRUCTION)
2001-2002

Pakistan

| Level | Facility | URBAN | | | | RURAL | | | | TOTAL | | | |
|---------|--------------|-------|--------------|--------------|--------------|---------------|---------------|---------------|---------------|----------------|---------------|---------------|---------------|
| | | Boys | Girls | Mixed | Total | Boys | Girls | Mixed | Total | Boys | Girls | Mixed | Total |
| Mosque | Pakka | 469 | 10 | | 479 | 3,458 | 57 | | 3,515 | 3,927 | 67 | 0 | 3,994 |
| | Kacha | 26 | | | 26 | 611 | 13 | | 624 | 637 | 13 | 0 | 650 |
| | Mixed | 101 | 3 | | 104 | 811 | 8 | | 819 | 912 | 11 | 0 | 923 |
| | No Building | 268 | 5 | | 273 | 2,106 | 25 | | 2,131 | 2,374 | 30 | 0 | 2,404 |
| | Missing | 533 | 3 | | 536 | 5,022 | 4 | | 5,026 | 5,555 | 7 | 0 | 5,562 |
| | Total | | 1,397 | 21 | | 1,418 | 12,008 | 107 | | 12,115 | 13,405 | 128 | 0 |
| Primary | Pakka | 1,502 | 1,637 | 62 | 3,201 | 17,851 | 16,962 | 63 | 34,876 | 19,353 | 18,599 | 125 | 38,077 |
| | Kacha | 57 | 86 | 4 | 147 | 831 | 1,029 | 9 | 1,869 | 888 | 1,115 | 13 | 2,016 |
| | Mixed | 232 | 465 | 1 | 698 | 2,162 | 2,769 | 6 | 4,937 | 2,394 | 3,234 | 7 | 5,635 |
| | No Building | 84 | 156 | | 240 | 1,096 | 1,347 | | 2,443 | 1,180 | 1,503 | 0 | 2,683 |
| | Missing | 3,030 | 2,259 | 1,666 | 6,955 | 33,270 | 16,180 | 14,767 | 64,217 | 36,300 | 18,439 | 16,433 | 71,172 |
| | Total | | 4,905 | 4,603 | 1,733 | 11,241 | 55,210 | 38,287 | 14,845 | 108,342 | 60,115 | 42,890 | 16,578 |
| Middle | Pakka | 420 | 544 | 5 | 969 | 3,703 | 3,907 | 7 | 7,617 | 4,123 | 4,451 | 12 | 8,586 |
| | Kacha | 12 | 11 | | 23 | 94 | 75 | 1 | 170 | 106 | 86 | 1 | 193 |
| | Mixed | 32 | 75 | | 107 | 429 | 395 | | 824 | 461 | 470 | 0 | 931 |
| | No Building | 3 | 13 | | 16 | 16 | 83 | | 99 | 19 | 96 | 0 | 115 |
| | Missing | 409 | 315 | 45 | 769 | 1,477 | 736 | 393 | 2,606 | 1,886 | 1,051 | 438 | 3,375 |
| | Total | | 876 | 958 | 50 | 1,884 | 5,719 | 5,196 | 401 | 11,316 | 6,595 | 6,154 | 451 |

| Level | Facility | URBAN | | | | RURAL | | | | TOTAL | | | |
|------------------------------------|--------------|--------------|--------------|--------------|---------------|---------------|---------------|---------------|----------------|---------------|---------------|---------------|----------------|
| | | Boys | Girls | Mixed | Total | Boys | Girls | Mixed | Total | Boys | Girls | Mixed | Total |
| High | Pakka | 621 | 506 | 4 | 1,131 | 3,307 | 1,244 | 4 | 4,555 | 3,928 | 1,750 | 8 | 5,686 |
| | Kacha | 14 | 15 | | 29 | 62 | 33 | | 95 | 76 | 48 | 0 | 124 |
| | Mixed | 72 | 42 | | 114 | 356 | 113 | | 469 | 428 | 155 | 0 | 583 |
| | No Building | 13 | 8 | | 21 | 14 | 13 | | 27 | 27 | 21 | 0 | 48 |
| | Missing | 577 | 419 | 38 | 1,034 | 769 | 164 | 202 | 1,135 | 1,346 | 583 | 240 | 2,169 |
| | Total | | 1,297 | 990 | 42 | 2,329 | 4,508 | 1,567 | 206 | 6,281 | 5,805 | 2,557 | 248 |
| High Sec. | Pakka | 77 | 95 | 1 | 173 | 261 | 130 | | 391 | 338 | 225 | 1 | 564 |
| | Kacha | | 2 | | 2 | 2 | 2 | | 4 | 2 | 4 | 0 | 6 |
| | Mixed | 12 | 4 | | 16 | 24 | 5 | | 29 | 36 | 9 | 0 | 45 |
| | No Building | | | | 0 | 1 | 1 | | 2 | 1 | 1 | 0 | 2 |
| | Missing | 34 | 52 | 13 | 99 | 20 | 8 | 17 | 45 | 54 | 60 | 30 | 144 |
| | Total | | 123 | 153 | 14 | 290 | 308 | 146 | 17 | 471 | 431 | 299 | 31 |
| Total | Pakka | 3,089 | 2,792 | 72 | 5,953 | 28,580 | 22,300 | 74 | 50,954 | 31,669 | 25,092 | 146 | 56,907 |
| | Kacha | 109 | 114 | 4 | 227 | 1,600 | 1,152 | 10 | 2,762 | 1,709 | 1,266 | 14 | 2,989 |
| | Mixed | 449 | 589 | 1 | 1,039 | 3,782 | 3,290 | 6 | 7,078 | 4,231 | 3,879 | 7 | 8,117 |
| | No Building | 368 | 182 | | 550 | 3,233 | 1,469 | | 4,702 | 3,601 | 1,651 | 0 | 5,252 |
| | Missing | 4,583 | 3,048 | 1,762 | 9,393 | 40,558 | 17,092 | 15,379 | 73,029 | 45,141 | 20,140 | 17,141 | 82,422 |
| Grand Total (At all Levels) | | 8,598 | 6,725 | 1,839 | 17,162 | 77,753 | 45,303 | 15,469 | 138,525 | 86,351 | 52,028 | 17,308 | 155,687 |

Note: Figures of NWFP (Secondary) are estimated

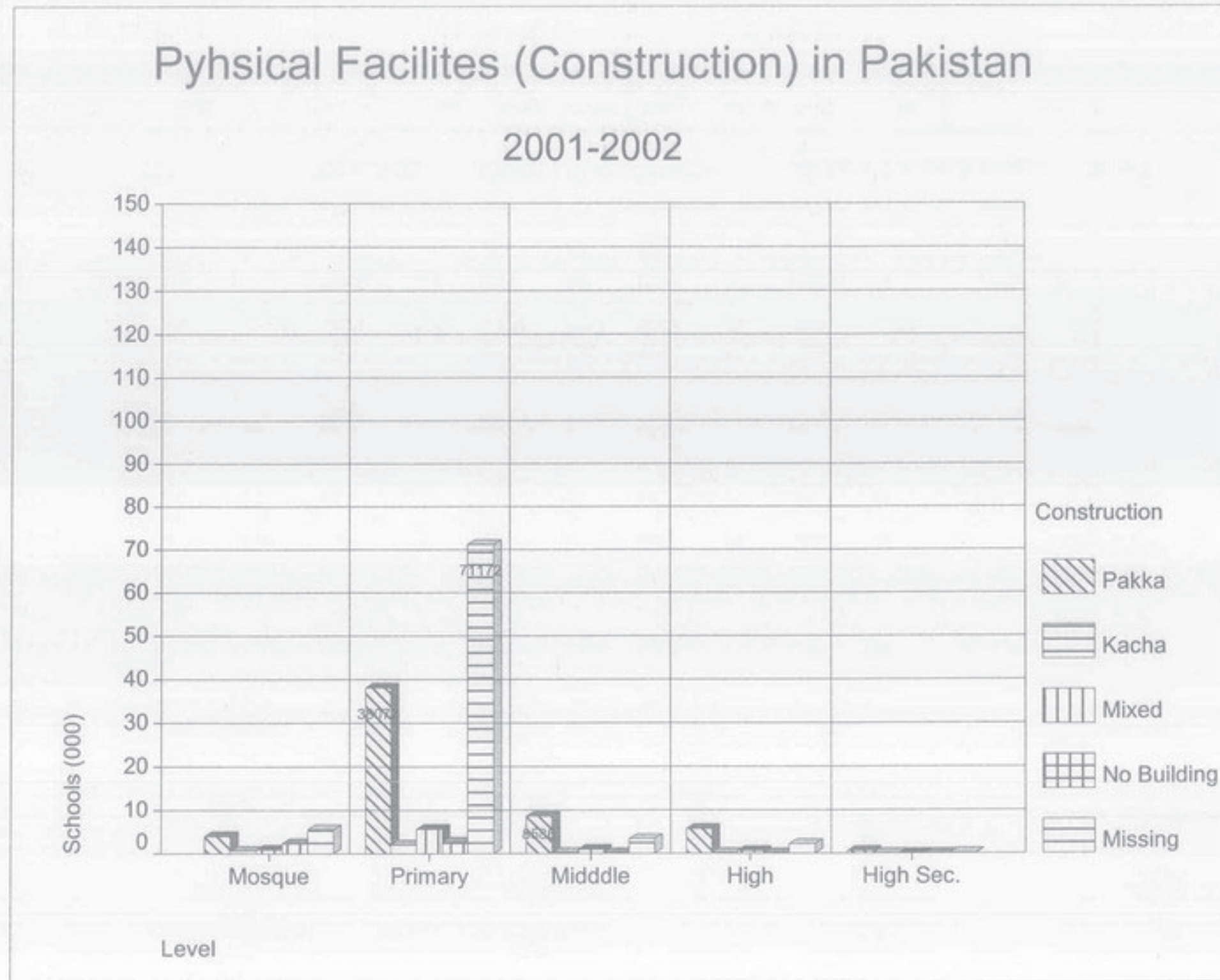


TABLE 1.9
PHYSICAL FACILITIES
(ELECTRICITY)
2001-2002

Pakistan

| Level | Facility | URBAN | | | | RURAL | | | | TOTAL | | | |
|-----------|--------------|--------------|--------------|--------------|---------------|---------------|---------------|---------------|----------------|---------------|---------------|---------------|----------------|
| | | Boys | Girls | Mixed | Total | Boys | Girls | Mixed | Total | Boys | Girls | Mixed | Total |
| Mosque | Yes | 457 | 3 | | 460 | 1,551 | 26 | | 1,577 | 2,008 | 29 | 0 | 2,037 |
| | No | 695 | 14 | | 709 | 8,330 | 72 | | 8,402 | 9,025 | 86 | 0 | 9,111 |
| | Missing | 245 | 4 | | 249 | 2,127 | 9 | | 2,136 | 2,372 | 13 | 0 | 2,385 |
| | Total | 1,397 | 21 | | 1,418 | 12,008 | 107 | | 12,115 | 13,405 | 128 | 0 | 13,533 |
| Primary | Yes | 2,375 | 1,885 | 658 | 4,918 | 10,661 | 7,176 | 1,682 | 19,519 | 13,036 | 9,061 | 2,340 | 24,437 |
| | No | 2,147 | 2,119 | 735 | 5,001 | 40,291 | 25,744 | 10,741 | 76,776 | 42,438 | 27,863 | 11,476 | 81,777 |
| | Missing | 383 | 599 | 340 | 1,322 | 4,258 | 5,367 | 2,422 | 12,047 | 4,641 | 5,966 | 2,762 | 13,369 |
| | Total | 4,905 | 4,603 | 1,733 | 11,241 | 55,210 | 38,287 | 14,845 | 108,342 | 60,115 | 42,890 | 16,578 | 119,583 |
| Middle | Yes | 579 | 678 | 20 | 1,277 | 2,695 | 2,854 | 73 | 5,622 | 3,274 | 3,532 | 93 | 6,899 |
| | No | 180 | 177 | 8 | 365 | 2,402 | 1,725 | 178 | 4,305 | 2,582 | 1,902 | 186 | 4,670 |
| | Missing | 117 | 103 | 22 | 242 | 622 | 617 | 150 | 1,389 | 739 | 720 | 172 | 1,631 |
| | Total | 876 | 958 | 50 | 1,884 | 5,719 | 5,196 | 401 | 11,316 | 6,595 | 6,154 | 451 | 13,200 |
| High | Yes | 1,045 | 854 | 31 | 1,930 | 3,456 | 1,302 | 139 | 4,897 | 4,501 | 2,156 | 170 | 6,827 |
| | No | 90 | 49 | 2 | 141 | 783 | 150 | 48 | 981 | 873 | 199 | 50 | 1,122 |
| | Missing | 162 | 87 | 9 | 258 | 269 | 115 | 19 | 403 | 431 | 202 | 28 | 661 |
| | Total | 1,297 | 990 | 42 | 2,329 | 4,508 | 1,567 | 206 | 6,281 | 5,805 | 2,557 | 248 | 8,610 |
| High Sec. | Yes | 107 | 132 | 12 | 251 | 282 | 136 | 12 | 430 | 389 | 268 | 24 | 681 |

| Level | Facility | URBAN | | | | RURAL | | | | TOTAL | | | |
|------------------------------------|----------------|--------------|--------------|--------------|---------------|---------------|---------------|---------------|----------------|---------------|---------------|---------------|----------------|
| | | Boys | Girls | Mixed | Total | Boys | Girls | Mixed | Total | Boys | Girls | Mixed | Total |
| High Sec. | No | | 2 | 1 | 3 | 19 | 4 | 2 | 25 | 19 | 6 | 3 | 28 |
| | Missing | 16 | 19 | 1 | 36 | 7 | 6 | 3 | 16 | 23 | 25 | 4 | 52 |
| | Total | 123 | 153 | 14 | 290 | 308 | 146 | 17 | 471 | 431 | 299 | 31 | 761 |
| Total | Yes | 4,563 | 3,552 | 721 | 8,836 | 18,645 | 11,494 | 1,906 | 32,045 | 23,208 | 15,046 | 2,627 | 40,881 |
| | No | 3,112 | 2,361 | 746 | 6,219 | 51,825 | 27,695 | 10,969 | 90,489 | 54,937 | 30,056 | 11,715 | 96,708 |
| | Missing | 923 | 812 | 372 | 2,107 | 7,283 | 6,114 | 2,594 | 15,991 | 8,206 | 6,926 | 2,966 | 18,098 |
| Grand Total (At all Levels) | | 8,598 | 6,725 | 1,839 | 17,162 | 77,753 | 45,303 | 15,469 | 138,525 | 86,351 | 52,028 | 17,308 | 155,687 |

Note: Figures of NWFP (Secondary) and Balochistan are estimated.

Physical Facilities (Electricity) in Pakistan

2001-2002

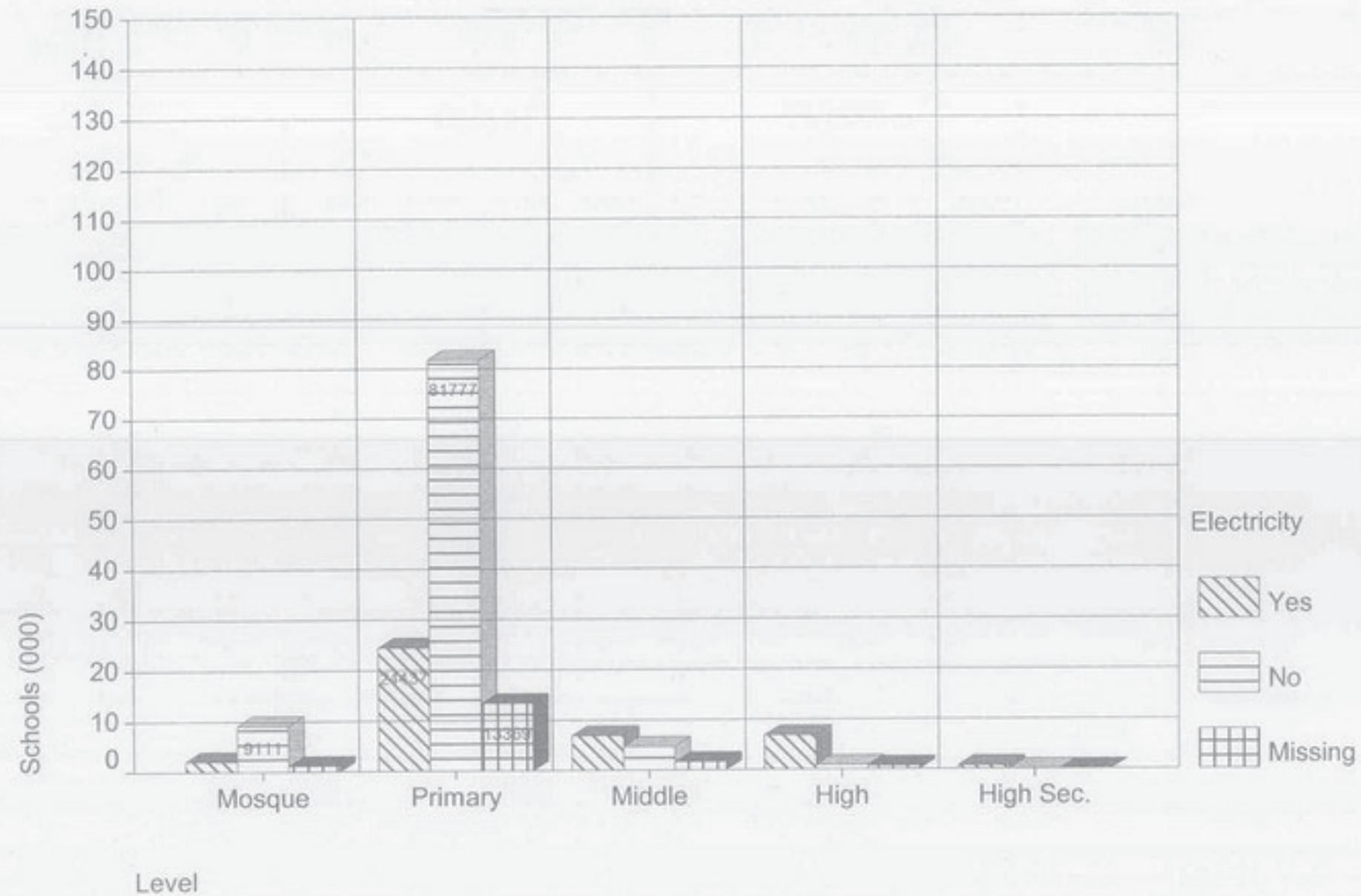


TABLE 1.10
PHYSICAL FACILITIES
(DRINKING WATER)
2001-2002

Pakistan

| Level | Facility | URBAN | | | | RURAL | | | | TOTAL | | | |
|---------|--------------|--------------|--------------|--------------|---------------|---------------|---------------|---------------|----------------|---------------|---------------|---------------|----------------|
| | | Boys | Girls | Mixed | Total | Boys | Girls | Mixed | Total | Boys | Girls | Mixed | Total |
| Mosque | Yes | 839 | 13 | | 852 | 5,268 | 46 | | 5,314 | 6,107 | 59 | 0 | 6,166 |
| | No | 405 | 4 | | 409 | 5,642 | 56 | | 5,698 | 6,047 | 60 | 0 | 6,107 |
| | Missing | 153 | 4 | | 157 | 1,098 | 5 | | 1,103 | 1,251 | 9 | 0 | 1,260 |
| | Total | 1,397 | 21 | | 1,418 | 12,008 | 107 | | 12,115 | 13,405 | 128 | 0 | 13,533 |
| Primary | Yes | 3,117 | 3,115 | 790 | 7,022 | 26,240 | 20,610 | 4,236 | 51,086 | 29,357 | 23,725 | 5,026 | 58,108 |
| | No | 1,472 | 1,046 | 601 | 3,119 | 25,918 | 13,932 | 8,268 | 48,118 | 27,390 | 14,978 | 8,869 | 51,237 |
| | Missing | 316 | 442 | 342 | 1,100 | 3,052 | 3,745 | 2,341 | 9,138 | 3,368 | 4,187 | 2,683 | 10,238 |
| | Total | 4,905 | 4,603 | 1,733 | 11,241 | 55,210 | 38,287 | 14,845 | 108,342 | 60,115 | 42,890 | 16,578 | 119,583 |
| Middle | Yes | 648 | 792 | 22 | 1,462 | 3,559 | 4,079 | 112 | 7,750 | 4,207 | 4,871 | 134 | 9,212 |
| | No | 139 | 98 | 5 | 242 | 1,842 | 817 | 141 | 2,800 | 1,981 | 915 | 146 | 3,042 |
| | Missing | 89 | 68 | 23 | 180 | 318 | 300 | 148 | 766 | 407 | 368 | 171 | 946 |
| | Total | 876 | 958 | 50 | 1,884 | 5,719 | 5,196 | 401 | 11,316 | 6,595 | 6,154 | 451 | 13,200 |
| High | Yes | 1,128 | 906 | 29 | 2,063 | 3,789 | 1,400 | 143 | 5,332 | 4,917 | 2,306 | 172 | 7,395 |
| | No | 75 | 33 | 2 | 110 | 660 | 137 | 45 | 842 | 735 | 170 | 47 | 952 |
| | Missing | 94 | 51 | 11 | 156 | 59 | 30 | 18 | 107 | 153 | 81 | 29 | 263 |
| | Total | 1,297 | 990 | 42 | 2,329 | 4,508 | 1,567 | 206 | 6,281 | 5,805 | 2,557 | 248 | 8,610 |

| Level | Facility | URBAN | | | | RURAL | | | | TOTAL | | | |
|------------------------------------|--------------|--------------|--------------|--------------|---------------|---------------|---------------|---------------|----------------|---------------|---------------|---------------|----------------|
| | | Boys | Girls | Mixed | Total | Boys | Girls | Mixed | Total | Boys | Girls | Mixed | Total |
| High Sec. | Yes | 113 | 135 | 12 | 260 | 285 | 133 | 9 | 427 | 398 | 268 | 21 | 687 |
| | No | 2 | 4 | 1 | 7 | 22 | 11 | 5 | 38 | 24 | 15 | 6 | 45 |
| | Missing | 8 | 14 | 1 | 23 | 1 | 2 | 3 | 6 | 9 | 16 | 4 | 29 |
| | Total | 123 | 153 | 14 | 290 | 308 | 146 | 17 | 471 | 431 | 299 | 31 | 761 |
| Total | Yes | 5,845 | 4,961 | 853 | 11,659 | 39,141 | 26,268 | 4,500 | 69,909 | 44,986 | 31,229 | 5,353 | 81,568 |
| | No | 2,093 | 1,185 | 609 | 3,887 | 34,084 | 14,953 | 8,459 | 57,496 | 36,177 | 16,138 | 9,068 | 61,383 |
| | Missing | 660 | 579 | 377 | 1,616 | 4,528 | 4,082 | 2,510 | 11,120 | 5,188 | 4,661 | 2,887 | 12,736 |
| Grand Total (At all Levels) | | 8,598 | 6,725 | 1,839 | 17,162 | 77,753 | 45,303 | 15,469 | 138,525 | 86,351 | 52,028 | 17,308 | 155,687 |

Note: Figures of NWFP (Secondary) and Balochistan are estimated.

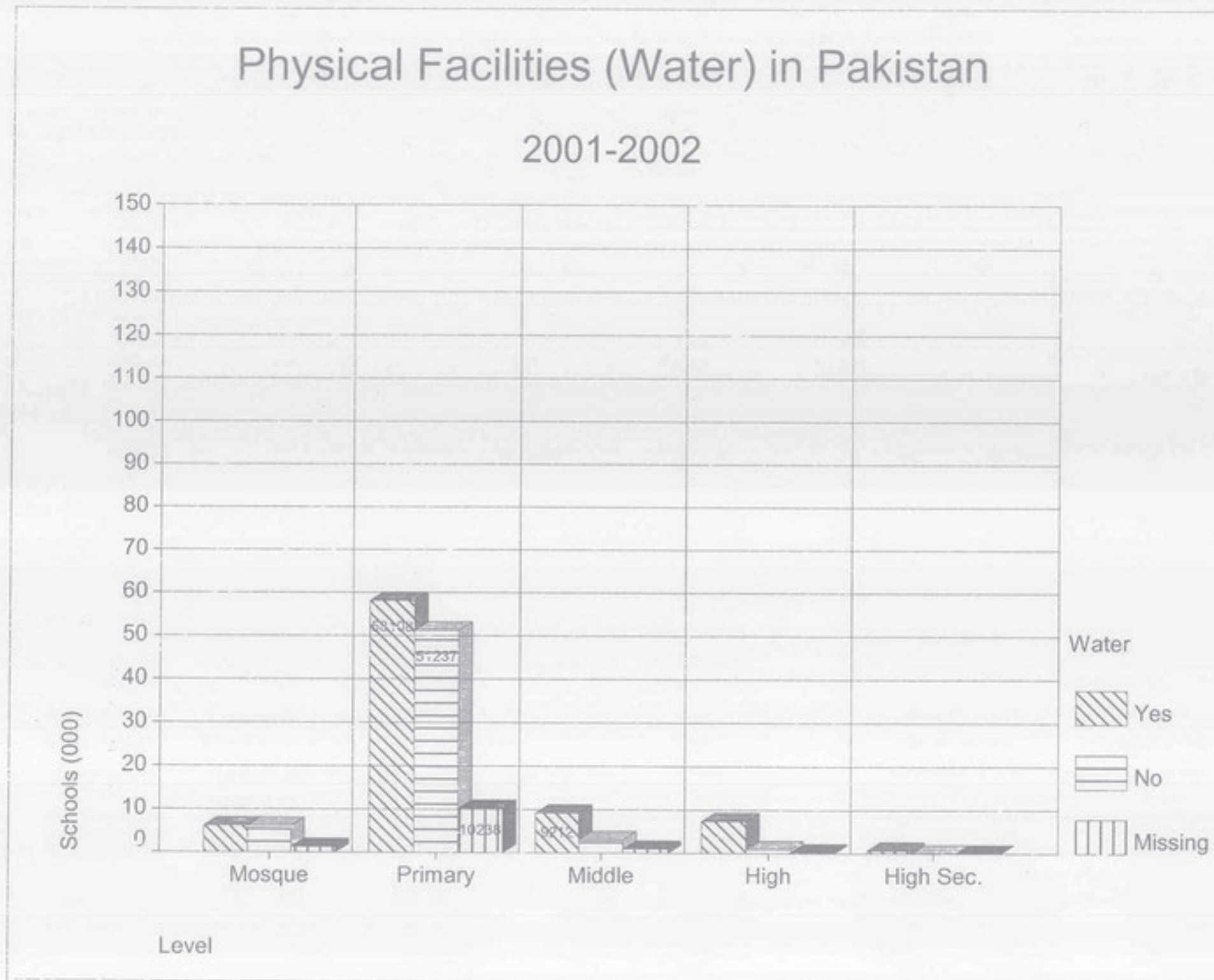


TABLE 1.11
PHYSICAL FACILITIES
(LATRINE FOR STUDENTS)
2001-2002

Pakistan

| Level | Facility | URBAN | | | | RURAL | | | | TOTAL | | | |
|---------|--------------|--------------|--------------|--------------|---------------|---------------|---------------|---------------|----------------|---------------|---------------|---------------|----------------|
| | | Boys | Girls | Mixed | Total | Boys | Girls | Mixed | Total | Boys | Girls | Mixed | Total |
| Mosque | Yes | 406 | 7 | | 413 | 1,755 | 39 | | 1,794 | 2,161 | 46 | 0 | 2,207 |
| | No | 786 | 10 | | 796 | 8,391 | 61 | | 8,452 | 9,177 | 71 | 0 | 9,248 |
| | Missing | 205 | 4 | | 209 | 1,862 | 7 | | 1,869 | 2,067 | 11 | 0 | 2,078 |
| | Total | 1,397 | 21 | | 1,418 | 12,008 | 107 | | 12,115 | 13,405 | 128 | 0 | 13,533 |
| Primary | Yes | 2,568 | 3,119 | 901 | 6,588 | 15,959 | 20,699 | 3,684 | 40,342 | 18,527 | 23,818 | 4,585 | 46,930 |
| | No | 2,023 | 1,045 | 523 | 3,591 | 35,776 | 13,256 | 8,756 | 57,788 | 37,799 | 14,301 | 9,279 | 61,379 |
| | Missing | 314 | 439 | 309 | 1,062 | 3,475 | 4,332 | 2,405 | 10,212 | 3,789 | 4,771 | 2,714 | 11,274 |
| | Total | 4,905 | 4,603 | 1,733 | 11,241 | 55,210 | 38,287 | 14,845 | 108,342 | 60,115 | 42,890 | 16,578 | 119,583 |
| Middle | Yes | 515 | 741 | 26 | 1,282 | 1,932 | 3,069 | 121 | 5,122 | 2,447 | 3,810 | 147 | 6,404 |
| | No | 175 | 79 | 1 | 255 | 2,133 | 1,067 | 133 | 3,333 | 2,308 | 1,146 | 134 | 3,588 |
| | Missing | 186 | 138 | 23 | 347 | 1,654 | 1,060 | 147 | 2,861 | 1,840 | 1,198 | 170 | 3,208 |
| | Total | 876 | 958 | 50 | 1,884 | 5,719 | 5,196 | 401 | 11,316 | 6,595 | 6,154 | 451 | 13,200 |
| High | Yes | 934 | 832 | 30 | 1,796 | 1,864 | 1,106 | 155 | 3,125 | 2,798 | 1,938 | 185 | 4,921 |
| | No | 149 | 38 | 2 | 189 | 1,616 | 222 | 32 | 1,870 | 1,765 | 260 | 34 | 2,059 |
| | Missing | 214 | 120 | 10 | 344 | 1,028 | 239 | 19 | 1,286 | 1,242 | 359 | 29 | 1,630 |
| | Total | 1,297 | 990 | 42 | 2,329 | 4,508 | 1,567 | 206 | 6,281 | 5,805 | 2,557 | 248 | 8,610 |

| Level | Facility | URBAN | | | | RURAL | | | | TOTAL | | | |
|------------------------------------|--------------|--------------|--------------|--------------|---------------|---------------|---------------|---------------|----------------|---------------|---------------|---------------|----------------|
| | | Boys | Girls | Mixed | Total | Boys | Girls | Mixed | Total | Boys | Girls | Mixed | Total |
| High Sec. | Yes | 83 | 113 | 13 | 209 | 160 | 112 | 13 | 285 | 243 | 225 | 26 | 494 |
| | No | 4 | 3 | | 7 | 24 | 6 | 1 | 31 | 28 | 9 | 1 | 38 |
| | Missing | 36 | 37 | 1 | 74 | 124 | 28 | 3 | 155 | 160 | 65 | 4 | 229 |
| | Total | 123 | 153 | 14 | 290 | 308 | 146 | 17 | 471 | 431 | 299 | 31 | 761 |
| Total | Yes | 4,506 | 4,812 | 970 | 10,288 | 21,670 | 25,025 | 3,973 | 50,668 | 26,176 | 29,837 | 4,943 | 60,956 |
| | No | 3,137 | 1,175 | 526 | 4,838 | 47,940 | 14,612 | 8,922 | 71,474 | 51,077 | 15,787 | 9,448 | 76,312 |
| | Missing | 955 | 738 | 343 | 2,036 | 8,143 | 5,666 | 2,574 | 16,383 | 9,098 | 6,404 | 2,917 | 18,419 |
| Grand Total (At all Levels) | | 8,598 | 6,725 | 1,839 | 17,162 | 77,753 | 45,303 | 15,469 | 138,525 | 86,351 | 52,028 | 17,308 | 155,687 |

Note 2: Figures of Balochistan are estimated.

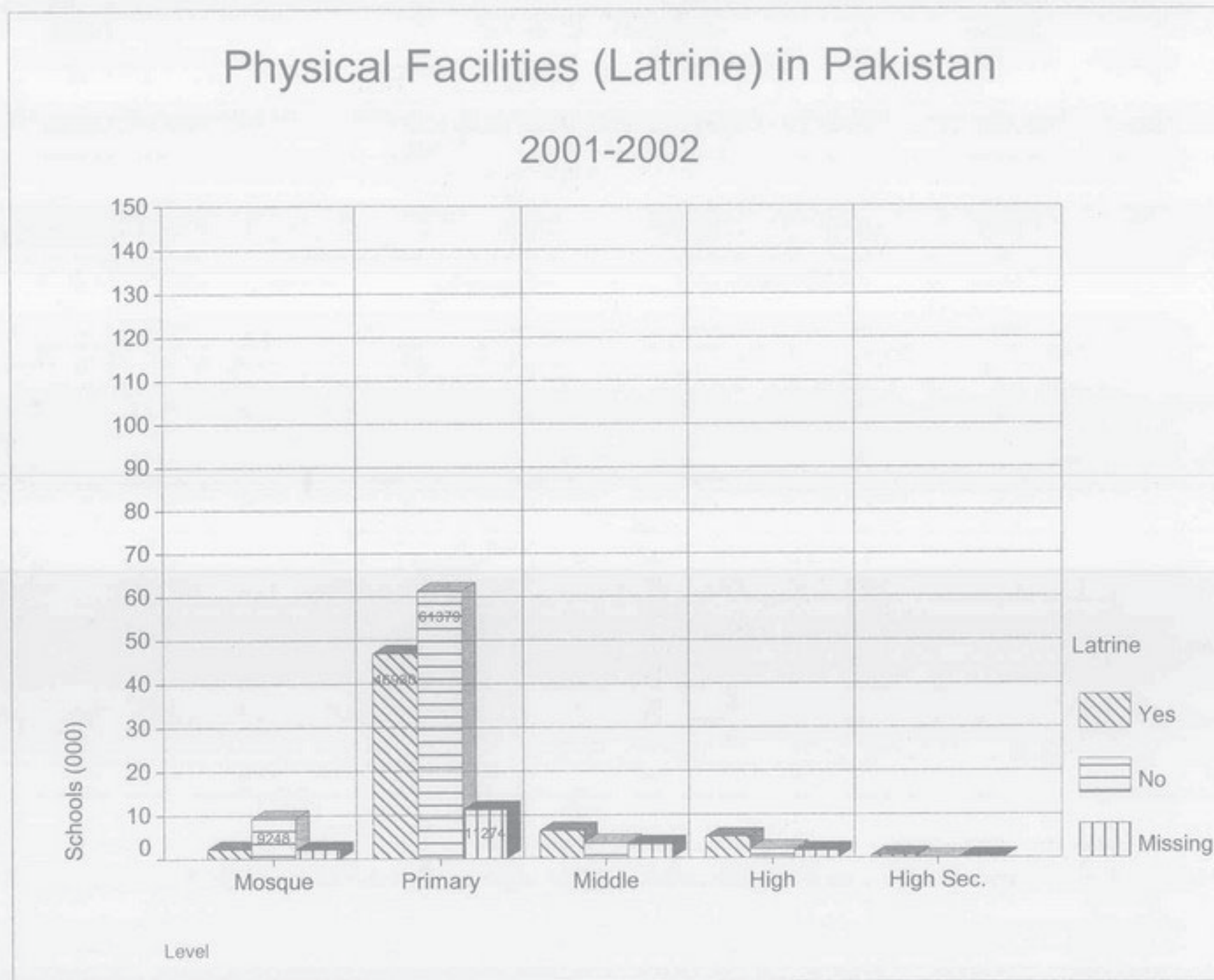


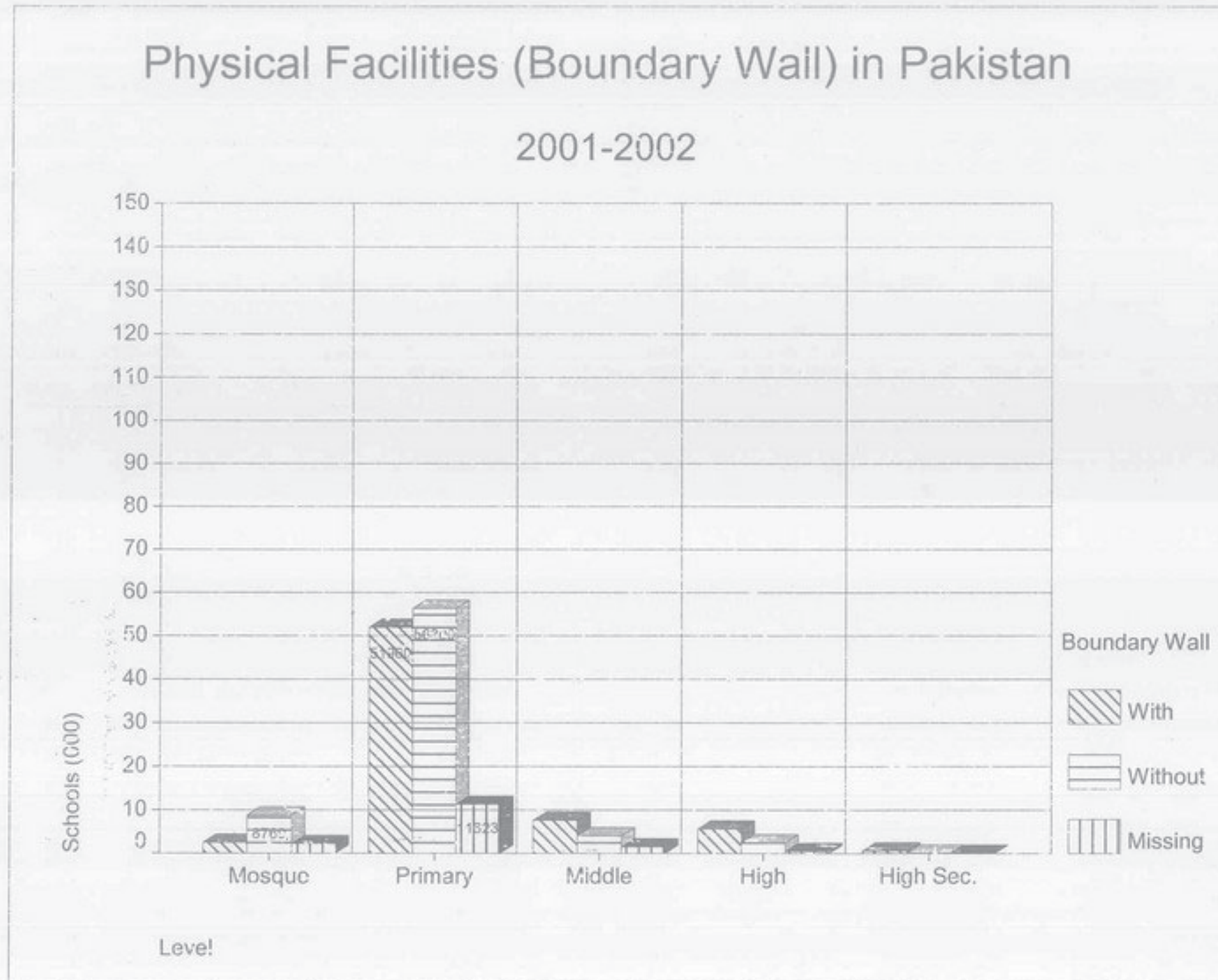
TABLE 1.12
PHYSICAL FACILITIES
(BOUNDARY WALL)
2001-2002

Pakistan

| Level | Facility | URBAN | | | | RURAL | | | | TOTAL | | | |
|---------|--------------|--------------|--------------|--------------|---------------|---------------|---------------|---------------|----------------|---------------|---------------|---------------|----------------|
| | | Boys | Girls | Mixed | Total | Boys | Girls | Mixed | Total | Boys | Girls | Mixed | Total |
| Mosque | Yes | 479 | 9 | | 488 | 1,960 | 53 | | 2,013 | 2,439 | 62 | 0 | 2,501 |
| | No | 703 | 8 | | 711 | 8,010 | 48 | | 8,058 | 8,713 | 56 | 0 | 8,769 |
| | Missing | 215 | 4 | | 219 | 2,038 | 6 | | 2,044 | 2,253 | 10 | 0 | 2,263 |
| | Total | 1,397 | 21 | | 1,418 | 12,008 | 107 | | 12,115 | 13,405 | 128 | 0 | 13,533 |
| Primary | Yes | 2,986 | 3,535 | 907 | 7,428 | 16,559 | 24,742 | 3,231 | 44,532 | 19,545 | 28,277 | 4,138 | 51,960 |
| | No | 1,647 | 661 | 528 | 2,836 | 35,081 | 9,158 | 9,225 | 53,464 | 36,728 | 9,819 | 9,753 | 56,300 |
| | Missing | 272 | 407 | 298 | 977 | 3,570 | 4,387 | 2,389 | 10,346 | 3,842 | 4,794 | 2,687 | 11,323 |
| | Total | 4,905 | 4,603 | 1,733 | 11,241 | 55,210 | 38,287 | 14,845 | 108,342 | 60,115 | 42,890 | 16,578 | 119,583 |
| Middle | Yes | 624 | 790 | 25 | 1,439 | 2,324 | 3,761 | 125 | 6,210 | 2,948 | 4,551 | 150 | 7,649 |
| | No | 161 | 100 | 3 | 264 | 2,768 | 874 | 128 | 3,770 | 2,929 | 974 | 131 | 4,034 |
| | Missing | 91 | 68 | 22 | 181 | 627 | 561 | 148 | 1,336 | 718 | 629 | 170 | 1,517 |
| | Total | 876 | 958 | 50 | 1,884 | 5,719 | 5,196 | 401 | 11,316 | 6,595 | 6,154 | 451 | 13,200 |
| High | Yes | 1,015 | 898 | 29 | 1,942 | 2,298 | 1,253 | 149 | 3,700 | 3,313 | 2,151 | 178 | 5,642 |
| | No | 189 | 42 | 3 | 234 | 2,008 | 196 | 38 | 2,242 | 2,197 | 238 | 41 | 2,476 |
| | Missing | 93 | 50 | 10 | 153 | 202 | 118 | 19 | 339 | 295 | 168 | 29 | 492 |
| | Total | 1,297 | 990 | 42 | 2,329 | 4,508 | 1,567 | 206 | 6,281 | 5,805 | 2,557 | 248 | 8,610 |

| Level | Facility | URBAN | | | | RURAL | | | | TOTAL | | | |
|------------------------------------|--------------|--------------|--------------|--------------|---------------|---------------|---------------|---------------|----------------|---------------|---------------|---------------|----------------|
| | | Boys | Girls | Mixed | Total | Boys | Girls | Mixed | Total | Boys | Girls | Mixed | Total |
| High Sec. | Yes | 100 | 137 | 10 | 247 | 221 | 130 | 12 | 363 | 321 | 267 | 22 | 610 |
| | No | 16 | 2 | 3 | 21 | 74 | 5 | 2 | 81 | 90 | 7 | 5 | 102 |
| | Missing | 7 | 14 | 1 | 22 | 13 | 11 | 3 | 27 | 20 | 25 | 4 | 49 |
| | Total | 123 | 153 | 14 | 290 | 308 | 146 | 17 | 471 | 431 | 299 | 31 | 761 |
| Total | Yes | 5,204 | 5,369 | 971 | 11,544 | 23,362 | 29,939 | 3,517 | 56,818 | 28,566 | 35,308 | 4,488 | 68,362 |
| | No | 2,716 | 813 | 537 | 4,066 | 47,941 | 10,281 | 9,393 | 67,615 | 50,657 | 11,094 | 9,930 | 71,681 |
| | Missing | 678 | 543 | 331 | 1,552 | 6,450 | 5,083 | 2,559 | 14,092 | 7,128 | 5,626 | 2,890 | 15,644 |
| Grand Total (At all Levels) | | 8,598 | 6,725 | 1,839 | 17,162 | 77,753 | 45,303 | 15,469 | 138,525 | 86,351 | 52,028 | 17,308 | 155,687 |

Note: Figures of NWFP (Secondary) and Balochistan are estimated.



Public Sector Only

**P
U
N
J
A
B**

Table 2.1
NUMBER OF SCHOOLS
BY LOCATION, GENDER AND LEVEL
2001-2002

Punjab

| Location | Gender | Elementary | | | | Secondary | Higher Sec. | Total |
|--------------------|--------------|--------------|---------------|--------------|---------------|--------------|-------------|---------------|
| | | Mosque | Primary | Middle | Total | High | | |
| Urban | Boys | 1,053 | 1,929 | 362 | 3,344 | 556 | 44 | 3,944 |
| | Girls | 21 | 2,445 | 573 | 3,039 | 474 | 62 | 3,575 |
| | Total | 1,074 | 4,374 | 935 | 6,383 | 1,030 | 106 | 7,519 |
| Rural | Boys | 6,726 | 19,311 | 2,313 | 28,350 | 2,328 | 138 | 30,816 |
| | Girls | 63 | 20,487 | 3,331 | 23,881 | 996 | 88 | 24,965 |
| | Total | 6,789 | 39,798 | 5,644 | 52,231 | 3,324 | 226 | 55,781 |
| Grand Total | | 7,863 | 44,172 | 6,579 | 52,231 | 4,354 | 332 | 63,300 |

TABLE 2.2
ENROLMENT
BY STAGE, GENDER AND LOCATION
2001-2002

| | | Punjab | | | | | | | | |
|--------------------------------------|--------------|------------------|------------------|------------------|------------------|------------------|------------------|------------------|------------------|------------------|
| Stage | Class | URBAN | | | RURAL | | | TOTAL | | |
| | | BOYS | GIRLS | TOTAL | BOYS | GIRLS | TOTAL | BOYS | GIRLS | TOTAL |
| Pre Primary | Unadmitted | 24,226 | 15,928 | 40,154 | 207,737 | 105,168 | 312,905 | 231,963 | 121,096 | 353,059 |
| | Total | 24,226 | 15,928 | 40,154 | 207,737 | 105,168 | 312,905 | 231,963 | 121,096 | 353,059 |
| Primary | Kachi | 97,591 | 129,181 | 226,772 | 559,770 | 565,052 | 1,124,822 | 657,361 | 694,233 | 1,351,594 |
| | Pakki | 123,777 | 118,957 | 242,734 | 670,093 | 458,718 | 1,128,811 | 793,870 | 577,675 | 1,371,545 |
| | Class 2 | 105,199 | 105,568 | 210,767 | 557,850 | 367,479 | 925,329 | 663,049 | 473,047 | 1,136,096 |
| | Class 3 | 95,236 | 96,098 | 191,334 | 464,080 | 302,803 | 766,883 | 559,316 | 398,901 | 958,217 |
| | Class 4 | 84,384 | 88,597 | 172,981 | 384,231 | 251,193 | 635,424 | 468,615 | 339,790 | 808,405 |
| | Class 5 | 75,318 | 78,166 | 153,484 | 321,902 | 202,005 | 523,907 | 397,220 | 280,171 | 677,391 |
| | Total | 581,505 | 616,567 | 1,198,072 | 2,957,926 | 2,147,250 | 5,105,176 | 3,539,431 | 2,763,817 | 6,303,248 |
| Middle | Class 6 | 116,818 | 105,405 | 222,223 | 243,214 | 136,061 | 379,275 | 360,032 | 241,466 | 601,498 |
| | Class 7 | 105,255 | 94,518 | 199,773 | 209,605 | 113,845 | 323,450 | 314,860 | 208,363 | 523,223 |
| | Class 8 | 106,204 | 90,682 | 196,886 | 191,366 | 97,732 | 289,098 | 297,570 | 188,414 | 485,984 |
| | Total | 328,277 | 290,605 | 618,882 | 644,185 | 347,638 | 991,823 | 972,462 | 638,243 | 1,610,705 |
| High | Class 9 | 99,566 | 92,654 | 192,220 | 109,911 | 85,244 | 195,155 | 209,477 | 177,898 | 387,375 |
| | Class 10 | 71,414 | 65,219 | 136,633 | 78,060 | 58,868 | 136,928 | 149,474 | 124,087 | 273,561 |
| | Total | 170,980 | 157,873 | 328,853 | 187,971 | 144,112 | 332,083 | 358,951 | 301,985 | 660,936 |
| Higher Sec. | Class 11 | 2,217 | 6,708 | 8,925 | 3,007 | 5,972 | 8,979 | 5,224 | 12,680 | 17,904 |
| | Class 12 | 1,813 | 5,943 | 7,756 | 2,254 | 4,913 | 7,167 | 4,067 | 10,856 | 14,923 |
| | Total | 4,030 | 12,651 | 16,681 | 5,261 | 10,885 | 16,146 | 9,291 | 23,536 | 32,827 |
| Grand Total (Classes 1 to 12) | | 1,109,018 | 1,093,624 | 2,202,642 | 4,003,080 | 2,755,053 | 6,758,133 | 5,112,098 | 3,848,677 | 8,960,775 |

TABLE 2.3
ENROLMENT
BY LEVEL, GENDER AND LOCATION
2001-2002

Punjab

| Level | Class | URBAN | | | RURAL | | | TOTAL | | |
|---------|--------------|--------|----------------|----------------|----------------|------------------|------------------|------------------|------------------|------------------|
| | | Boys | Girls | Total | Boys | Girls | Total | Boys | Girls | Total |
| Mosque | Unadmitted | 3,070 | 649 | 3,719 | 21,252 | 4,334 | 25,586 | 24,322 | 4,983 | 29,305 |
| | Kachi | 10,323 | 2,592 | 12,915 | 52,587 | 9,834 | 62,421 | 62,910 | 12,426 | 75,336 |
| | Pakki | 11,262 | 2,358 | 13,620 | 65,331 | 11,110 | 76,441 | 76,593 | 13,468 | 90,061 |
| | Class 2 | 8,562 | 1,890 | 10,452 | 51,200 | 8,495 | 59,695 | 59,762 | 10,385 | 70,147 |
| | Class 3 | 6,837 | 1,449 | 8,286 | 39,440 | 6,108 | 45,548 | 46,277 | 7,557 | 53,834 |
| | Class 4 | 1,460 | 413 | 1,873 | 8,769 | 1,269 | 10,038 | 10,229 | 1,682 | 11,911 |
| | Class 5 | 1,019 | 257 | 1,276 | 5,445 | 913 | 6,358 | 6,464 | 1,170 | 7,634 |
| | Total | | 42,533 | 9,608 | 52,141 | 244,024 | 42,063 | 286,087 | 286,557 | 51,671 |
| Primary | Unadmitted | 14,066 | 9,577 | 23,643 | 129,421 | 71,656 | 201,077 | 143,487 | 81,233 | 224,720 |
| | Kachi | 60,070 | 74,256 | 134,326 | 377,086 | 393,757 | 770,843 | 437,156 | 468,013 | 905,169 |
| | Pakki | 71,480 | 62,375 | 133,855 | 423,121 | 302,542 | 725,663 | 494,601 | 364,917 | 859,518 |
| | Class 2 | 60,830 | 54,112 | 114,942 | 350,641 | 238,928 | 589,569 | 411,471 | 293,040 | 704,511 |
| | Class 3 | 53,949 | 46,424 | 100,373 | 288,052 | 190,535 | 478,587 | 342,001 | 236,959 | 578,960 |
| | Class 4 | 48,241 | 40,816 | 89,057 | 246,700 | 154,020 | 400,720 | 294,941 | 194,836 | 489,777 |
| | Class 5 | 40,453 | 32,413 | 72,866 | 199,339 | 117,265 | 316,604 | 239,792 | 149,678 | 389,470 |
| | Total | | 349,089 | 319,973 | 669,062 | 2,014,360 | 1,468,703 | 3,483,063 | 2,363,449 | 1,788,676 |
| Middle | Unadmitted | 4,403 | 3,801 | 8,204 | 30,924 | 23,295 | 54,219 | 35,327 | 27,096 | 62,423 |
| | Kachi | 16,839 | 29,835 | 46,674 | 69,431 | 114,212 | 183,643 | 86,270 | 144,047 | 230,317 |
| | Pakki | 24,236 | 27,772 | 52,008 | 87,282 | 96,721 | 184,003 | 111,518 | 124,493 | 236,011 |
| | Class 2 | 21,006 | 23,986 | 44,992 | 76,322 | 81,109 | 157,431 | 97,328 | 105,095 | 202,423 |
| | Class 3 | 19,746 | 22,181 | 41,927 | 66,142 | 69,285 | 135,427 | 85,888 | 91,466 | 177,354 |
| | Class 4 | 18,968 | 20,403 | 39,371 | 61,560 | 61,273 | 122,833 | 80,528 | 81,676 | 162,204 |
| | Class 5 | 17,782 | 17,702 | 35,484 | 53,855 | 50,902 | 104,757 | 71,637 | 68,604 | 140,241 |
| | Class 6 | 20,542 | 21,337 | 41,879 | 68,609 | 69,758 | 138,367 | 89,151 | 91,095 | 180,246 |
| | Class 7 | 16,907 | 18,452 | 35,359 | 59,336 | 58,219 | 117,555 | 76,243 | 76,671 | 152,914 |
| Class 8 | 12,513 | 13,479 | 25,992 | 47,472 | 46,459 | 93,931 | 59,985 | 59,938 | 119,923 | |

| Level | Class | URBAN | | | RURAL | | | TOTAL | | |
|------------------------------------|--------------|------------------|------------------|------------------|------------------|------------------|------------------|------------------|------------------|------------------|
| | | Boys | Girls | Total | Boys | Girls | Total | Boys | Girls | Total |
| | Total | 172,942 | 198,948 | 371,890 | 620,933 | 671,233 | 1,292,166 | 793,875 | 870,181 | 1,664,056 |
| High | Unadmitted | 2,611 | 1,657 | 4,268 | 25,375 | 5,231 | 30,606 | 27,986 | 6,888 | 34,874 |
| | Kachi | 9,818 | 21,104 | 30,922 | 58,739 | 43,724 | 102,463 | 68,557 | 64,828 | 133,385 |
| | Pakki | 16,152 | 24,387 | 40,539 | 91,125 | 44,298 | 135,423 | 107,277 | 68,685 | 175,962 |
| | Class 2 | 14,202 | 23,585 | 37,787 | 77,232 | 35,697 | 112,929 | 91,434 | 59,282 | 150,716 |
| | Class 3 | 14,135 | 24,039 | 38,174 | 68,424 | 33,689 | 102,113 | 82,559 | 57,728 | 140,287 |
| | Class 4 | 14,977 | 25,040 | 40,017 | 64,893 | 31,501 | 96,394 | 79,870 | 56,541 | 136,411 |
| | Class 5 | 15,240 | 25,704 | 40,944 | 61,132 | 30,092 | 91,224 | 76,372 | 55,796 | 132,168 |
| | Class 6 | 88,473 | 72,375 | 160,848 | 157,560 | 57,581 | 215,141 | 246,033 | 129,956 | 375,989 |
| | Class 7 | 81,422 | 65,612 | 147,034 | 135,329 | 48,390 | 183,719 | 216,751 | 114,002 | 330,753 |
| | Class 8 | 86,330 | 65,749 | 152,079 | 128,725 | 44,168 | 172,893 | 215,055 | 109,917 | 324,972 |
| | Class 9 | 89,437 | 79,992 | 169,429 | 96,670 | 73,676 | 170,346 | 186,107 | 153,668 | 339,775 |
| | Class 10 | 63,890 | 55,688 | 119,578 | 68,997 | 50,929 | 119,926 | 132,887 | 106,617 | 239,504 |
| | Class 11 | 85 | 172 | 257 | | | | 85 | 172 | 257 |
| | Class 12 | 61 | 138 | 199 | | | | 61 | 138 | 199 |
| | Total | 498,833 | 485,242 | 982,075 | 1,034,201 | 498,976 | 1,533,177 | 1,531,034 | 984,218 | 2,515,252 |
| Higher Sec. | Unadmitted | 76 | 244 | 320 | 765 | 652 | 1,417 | 841 | 896 | 1,737 |
| | Kachi | 541 | 1,394 | 1,935 | 1,927 | 3,525 | 5,452 | 2,468 | 4,919 | 7,387 |
| | Pakki | 647 | 2,065 | 2,712 | 3,234 | 4,047 | 7,281 | 3,881 | 6,112 | 9,993 |
| | Class 2 | 599 | 1,995 | 2,594 | 2,455 | 3,250 | 5,705 | 3,054 | 5,245 | 8,299 |
| | Class 3 | 569 | 2,005 | 2,574 | 2,022 | 3,186 | 5,208 | 2,591 | 5,191 | 7,782 |
| | Class 4 | 738 | 1,925 | 2,663 | 2,309 | 3,130 | 5,439 | 3,047 | 5,055 | 8,102 |
| | Class 5 | 824 | 2,090 | 2,914 | 2,131 | 2,833 | 4,964 | 2,955 | 4,923 | 7,878 |
| | Class 6 | 7,803 | 11,693 | 19,496 | 17,045 | 8,722 | 25,767 | 24,848 | 20,415 | 45,263 |
| | Class 7 | 6,926 | 10,454 | 17,380 | 14,940 | 7,236 | 22,176 | 21,866 | 17,690 | 39,556 |
| | Class 8 | 7,361 | 11,454 | 18,815 | 15,169 | 7,105 | 22,274 | 22,530 | 18,559 | 41,089 |
| | Class 9 | 10,129 | 12,662 | 22,791 | 13,241 | 11,568 | 24,809 | 23,370 | 24,230 | 47,600 |
| | Class 10 | 7,524 | 9,531 | 17,055 | 9,063 | 7,939 | 17,002 | 16,587 | 17,470 | 34,057 |
| | Class 11 | 2,132 | 6,536 | 8,668 | 3,007 | 5,972 | 8,979 | 5,139 | 12,508 | 17,647 |
| | Class 12 | 1,752 | 5,805 | 7,557 | 2,254 | 4,913 | 7,167 | 4,006 | 10,718 | 14,724 |
| | Total | 47,621 | 79,853 | 127,474 | 89,562 | 74,078 | 163,640 | 137,183 | 153,931 | 291,114 |
| Grand Total (At all Levels) | | 1,109,018 | 1,093,624 | 2,202,642 | 4,003,080 | 2,755,053 | 6,758,133 | 5,112,098 | 3,848,677 | 8,960,775 |

TABLE 2.4
NUMBER OF TEACHERS
BY LEVEL, GENDER, LOCATION AND PROFESSIONAL QUALIFICATION
2001-2002

Punjab

| Level | Professional Qualification | URBAN | | | RURAL | | | TOTAL | | |
|---------|----------------------------|-------|--------------|---------------|---------------|---------------|---------------|----------------|---------------|---------------|
| | | Male | Female | Total | Male | Female | Total | Male | Female | Total |
| Mosque | P.T.C. | 1,535 | 44 | 1,579 | 9,430 | 92 | 9,522 | 10,965 | 136 | 11,101 |
| | C.T. | 456 | 12 | 468 | 2,114 | 10 | 2,124 | 2,570 | 22 | 2,592 |
| | B.Ed. | 128 | 2 | 130 | 596 | | 596 | 724 | 2 | 726 |
| | M.Ed. | 18 | | 18 | 31 | | 31 | 49 | | 49 |
| | Others (Trained) | 121 | 38 | 159 | 804 | 21 | 825 | 925 | 59 | 984 |
| | Total | | 2,258 | 96 | 2,354 | 12,975 | 123 | 13,098 | 15,233 | 219 |
| Primary | P.T.C. | 5,758 | 8,556 | 14,314 | 35,026 | 35,310 | 70,336 | 40,784 | 43,866 | 84,650 |
| | C.T. | 1,927 | 1,206 | 3,133 | 10,064 | 4,040 | 14,104 | 11,991 | 5,246 | 17,237 |
| | B.Ed. | 954 | 961 | 1,915 | 5,718 | 3,766 | 9,484 | 6,672 | 4,727 | 11,399 |
| | M.Ed. | 71 | 143 | 214 | 317 | 198 | 515 | 388 | 341 | 729 |
| | Others (Trained) | 1,239 | 1,177 | 2,416 | 6,181 | 6,439 | 12,620 | 7,420 | 7,616 | 15,036 |
| | Total | | 9,949 | 12,043 | 21,992 | 57,306 | 49,753 | 107,059 | 67,255 | 61,796 |
| Middle | P.T.C. | 1,847 | 3,619 | 5,466 | 6,575 | 11,268 | 17,843 | 8,422 | 14,887 | 23,309 |
| | C.T. | 1,143 | 1,401 | 2,544 | 4,674 | 6,784 | 11,458 | 5,817 | 8,185 | 14,002 |
| | B.Ed. | 1,078 | 1,221 | 2,299 | 4,652 | 5,281 | 9,933 | 5,730 | 6,502 | 12,232 |
| | M.Ed. | 147 | 133 | 280 | 591 | 564 | 1,155 | 738 | 697 | 1,435 |
| | Others (Trained) | 1,348 | 1,416 | 2,764 | 7,116 | 8,477 | 15,593 | 8,464 | 9,893 | 18,357 |
| | Total | | 5,563 | 7,790 | 13,353 | 23,608 | 32,374 | 55,982 | 29,171 | 40,164 |

| Level | Professional Qualification | URBAN | | | RURAL | | | TOTAL | | |
|------------------------------------|----------------------------|---------------|---------------|---------------|----------------|----------------|----------------|----------------|----------------|----------------|
| | | Male | Female | Total | Male | Female | Total | Male | Female | Total |
| High | P.T.C. | 1,316 | 3,067 | 4,383 | 6,571 | 4,648 | 11,219 | 7,887 | 7,715 | 15,602 |
| | C.T. | 2,700 | 2,788 | 5,488 | 6,308 | 2,744 | 9,052 | 9,008 | 5,532 | 14,540 |
| | B.Ed. | 6,502 | 4,435 | 10,937 | 10,808 | 3,463 | 14,271 | 17,310 | 7,898 | 25,208 |
| | M.Ed. | 1,616 | 604 | 2,220 | 1,925 | 473 | 2,398 | 3,541 | 1,077 | 4,618 |
| | Others (Trained) | 5,500 | 3,786 | 9,286 | 14,127 | 4,974 | 19,101 | 19,627 | 8,760 | 28,387 |
| | Total | | 17,634 | 14,680 | 32,314 | 39,739 | 16,302 | 56,041 | 57,373 | 30,982 |
| Higher Sec. | P.T.C. | 60 | 204 | 264 | 175 | 424 | 599 | 235 | 628 | 863 |
| | C.T. | 207 | 444 | 651 | 532 | 365 | 897 | 739 | 809 | 1,548 |
| | B.Ed. | 806 | 1,004 | 1,810 | 1,776 | 748 | 2,524 | 2,582 | 1,752 | 4,334 |
| | M.Ed. | 243 | 214 | 457 | 503 | 191 | 694 | 746 | 405 | 1,151 |
| | Others (Trained) | 657 | 687 | 1,344 | 1,465 | 642 | 2,107 | 2,122 | 1,329 | 3,451 |
| | Total | | 1,973 | 2,553 | 4,526 | 4,451 | 2,370 | 6,821 | 6,424 | 4,923 |
| Grand Total (At all Levels) | | 37,377 | 37,162 | 74,539 | 138,079 | 100,922 | 239,001 | 175,456 | 138,084 | 313,540 |

Note: Figures are estimated

TABLE 2.5
NUMBER OF TEACHERS
BY LEVEL, GENDER, LOCATION AND ACADEMIC QUALIFICATION
2001-2002

| | | Punjab | | | | | | | | |
|---------|------------------------|---------------|---------------|---------------|---------------|---------------|----------------|---------------|---------------|----------------|
| Level | Academic Qualification | URBAN | | | RURAL | | | TOTAL | | |
| | | Male | Female | Total | Male | Female | Total | Male | Female | Total |
| Mosque | Matric | 682 | 29 | 711 | 4,191 | 44 | 4,235 | 4,873 | 73 | 4,946 |
| | F.A./ F.Sc. | 269 | 9 | 278 | 1,335 | 8 | 1,343 | 1,604 | 17 | 1,621 |
| | B.A./ B.Sc. | 200 | 18 | 218 | 824 | 7 | 831 | 1,024 | 25 | 1,049 |
| | M.A./ M.Sc. | 76 | 14 | 90 | 246 | 1 | 247 | 322 | 15 | 337 |
| | Others | 1,031 | 26 | 1,057 | 6,379 | 63 | 6,442 | 7,410 | 89 | 7,499 |
| | Total | 2,258 | 96 | 2,354 | 12,975 | 123 | 13,098 | 15,233 | 219 | 15,452 |
| Primary | Matric | 4,987 | 7,748 | 12,735 | 27,852 | 30,886 | 58,738 | 32,839 | 38,634 | 71,473 |
| | F.A./ F.Sc. | 2,412 | 2,349 | 4,761 | 12,759 | 7,476 | 20,235 | 15,171 | 9,825 | 24,996 |
| | B.A./ B.Sc. | 1,695 | 1,191 | 2,886 | 9,425 | 5,045 | 14,470 | 11,120 | 6,236 | 17,356 |
| | M.A./ M.Sc. | 642 | 406 | 1,048 | 3,722 | 1,491 | 5,213 | 4,364 | 1,897 | 6,261 |
| | Others | 213 | 349 | 562 | 3,548 | 4,855 | 8,403 | 3,761 | 5,204 | 8,965 |
| | Total | 9,949 | 12,043 | 21,992 | 57,306 | 49,753 | 107,059 | 67,255 | 61,796 | 129,051 |
| Middle | Matric | 1,776 | 3,352 | 5,128 | 7,144 | 11,409 | 18,553 | 8,920 | 14,761 | 23,681 |
| | F.A./ F.Sc. | 1,192 | 1,759 | 2,951 | 4,697 | 7,060 | 11,757 | 5,889 | 8,819 | 14,708 |
| | B.A./ B.Sc. | 1,386 | 1,444 | 2,830 | 5,846 | 7,456 | 13,302 | 7,232 | 8,900 | 16,132 |
| | M.A./ M.Sc. | 994 | 704 | 1,698 | 3,893 | 3,476 | 7,369 | 4,887 | 4,180 | 9,067 |
| | Others | 215 | 531 | 746 | 2,028 | 2,973 | 5,001 | 2,243 | 3,504 | 5,747 |
| | Total | 5,563 | 7,790 | 13,353 | 23,608 | 32,374 | 55,982 | 29,171 | 40,164 | 69,335 |
| High | Matric | 2,498 | 3,294 | 5,792 | 9,572 | 5,184 | 14,756 | 12,070 | 8,478 | 20,548 |
| | F.A./ F.Sc. | 2,258 | 2,868 | 5,126 | 5,985 | 2,977 | 8,962 | 8,243 | 5,845 | 14,088 |
| | B.A./ B.Sc. | 5,582 | 4,683 | 10,265 | 10,990 | 3,822 | 14,812 | 16,572 | 8,505 | 25,077 |
| | M.A./ M.Sc. | 6,501 | 3,254 | 9,755 | 9,620 | 2,328 | 11,948 | 16,121 | 5,582 | 21,703 |
| | Others | 795 | 581 | 1,376 | 3,572 | 1,991 | 5,563 | 4,367 | 2,572 | 6,939 |
| | Total | 17,634 | 14,680 | 32,314 | 39,739 | 16,302 | 56,041 | 57,373 | 30,982 | 88,355 |

| Level | Academic Qualification | URBAN | | | RURAL | | | TOTAL | | |
|-----------------------------|------------------------|--------|--------|--------|---------|---------|---------|---------|---------|---------|
| | | Male | Female | Total | Male | Female | Total | Male | Female | Total |
| High Sec. | Matric | 170 | 319 | 489 | 513 | 446 | 959 | 683 | 765 | 1,448 |
| | F.A./ F.Sc. | 198 | 374 | 572 | 434 | 284 | 718 | 632 | 658 | 1,290 |
| | B.A./ B.Sc. | 595 | 796 | 1,391 | 1,247 | 680 | 1,927 | 1,842 | 1,476 | 3,318 |
| | M.A./ M.Sc. | 925 | 905 | 1,830 | 1,861 | 689 | 2,550 | 2,786 | 1,594 | 4,380 |
| | Others | 85 | 159 | 244 | 396 | 271 | 667 | 481 | 430 | 911 |
| | Total | 1,973 | 2,553 | 4,526 | 4,451 | 2,370 | 6,821 | 6,424 | 4,923 | 11,347 |
| Grand Total (At all Levels) | | 37,377 | 37,162 | 74,539 | 138,079 | 100,922 | 239,001 | 175,456 | 138,084 | 313,540 |

TABLE 2.6
PHYSICAL FACILITIES
(BUILDING)
2001-2002

Punjab

| Level | Facility | URBAN | | | | RURAL | | | | TOTAL | | | |
|---------|--------------|--------------|--------------|-------|--------------|---------------|---------------|-------|---------------|---------------|---------------|----------|---------------|
| | | Boys | Girls | Mixed | Total | Boys | Girls | Mixed | Total | Boys | Girls | Mixed | Total |
| Mosque | Yes | 698 | 13 | | 711 | 4,310 | 38 | | 4,348 | 5,008 | 51 | 0 | 5,059 |
| | No | 268 | 5 | | 273 | 2,012 | 21 | | 2,033 | 2,280 | 26 | 0 | 2,306 |
| | Missing | 87 | 3 | | 90 | 404 | 4 | | 408 | 491 | 7 | 0 | 498 |
| | Total | 1,053 | 21 | | 1,074 | 6,726 | 63 | | 6,789 | 7,779 | 84 | 0 | 7,863 |
| Primary | Yes | 1,792 | 2,181 | | 3,973 | 18,089 | 18,186 | | 36,275 | 19,881 | 20,367 | 0 | 40,248 |
| | No | 84 | 156 | | 240 | 972 | 1,290 | | 2,262 | 1,056 | 1,446 | 0 | 2,502 |
| | Missing | 53 | 108 | | 161 | 250 | 1,011 | | 1,261 | 303 | 1,119 | 0 | 1,422 |
| | Total | 1,929 | 2,445 | | 4,374 | 19,311 | 20,487 | | 39,798 | 21,240 | 22,932 | 0 | 44,172 |
| Middle | Yes | 347 | 543 | | 890 | 2,270 | 3,173 | | 5,443 | 2,617 | 3,716 | 0 | 6,333 |
| | No | 3 | 13 | | 16 | 13 | 83 | | 96 | 16 | 96 | 0 | 112 |
| | Missing | 12 | 17 | | 29 | 30 | 75 | | 105 | 42 | 92 | 0 | 134 |
| | Total | 362 | 573 | | 935 | 2,313 | 3,331 | | 5,644 | 2,675 | 3,904 | 0 | 6,579 |
| High | Yes | 539 | 462 | | 1,001 | 2,296 | 977 | | 3,273 | 2,835 | 1,439 | 0 | 4,274 |
| | No | 13 | 8 | | 21 | 14 | 13 | | 27 | 27 | 21 | 0 | 48 |
| | Missing | 4 | 4 | | 8 | 18 | 6 | | 24 | 22 | 10 | 0 | 32 |
| | Total | 556 | 474 | | 1,030 | 2,328 | 996 | | 3,324 | 2,884 | 1,470 | 0 | 4,354 |

| Level | Facility | URBAN | | | | RURAL | | | | TOTAL | | | |
|------------------------------------|--------------|--------------|--------------|-------|--------------|---------------|---------------|-------|---------------|---------------|---------------|----------|---------------|
| | | Boys | Girls | Mixed | Total | Boys | Girls | Mixed | Total | Boys | Girls | Mixed | Total |
| Higher Sec. | Yes | 44 | 59 | | 103 | 137 | 87 | | 224 | 181 | 146 | 0 | 327 |
| | No | | | | 0 | 1 | 1 | | 2 | 1 | 1 | 0 | 2 |
| | Missing | | 3 | | 3 | | | | 0 | 0 | 3 | 0 | 3 |
| | Total | 44 | 62 | | 106 | 138 | 88 | | 226 | 182 | 150 | 0 | 332 |
| Grand Total (At all Levels) | | 3,944 | 3,575 | | 7,519 | 30,816 | 24,965 | | 55,781 | 34,760 | 28,540 | 0 | 63,300 |

TABLE 2.7
PHYSICAL FACILITIES
(OWNERSHIP)
2001-2002

Punjab

| Level | Facility | URBAN | | | | RURAL | | | | TOTAL | | | |
|---------|-----------------|-------|--------------|--------------|-------|--------------|---------------|---------------|--------|---------------|---------------|---------------|----------|
| | | Boys | Girls | Mixed | Total | Boys | Girls | Mixed | Total | Boys | Girls | Mixed | Total |
| Mosque | Govt. Building | 192 | 8 | | 200 | 2,275 | 31 | | 2,306 | 2,467 | 39 | 0 | 2,506 |
| | Rented Building | 6 | | | 6 | 8 | 2 | | 10 | 14 | 2 | 0 | 16 |
| | No Building | 268 | 5 | | 273 | 2,012 | 21 | | 2,033 | 2,280 | 26 | 0 | 2,306 |
| | Other Building | 500 | 5 | | 505 | 2,027 | 5 | | 2,032 | 2,527 | 10 | 0 | 2,537 |
| | Missing | 87 | 3 | | 90 | 404 | 4 | | 408 | 491 | 7 | 0 | 498 |
| | Total | | 1,053 | 21 | | 1,074 | 6,726 | 63 | | 6,789 | 7,779 | 84 | 0 |
| Primary | Govt. Building | 1,278 | 1,467 | | 2,745 | 17,076 | 16,990 | | 34,066 | 18,354 | 18,457 | 0 | 36,811 |
| | Rented Building | 151 | 384 | | 535 | 15 | 204 | | 219 | 166 | 588 | 0 | 754 |
| | No Building | 84 | 156 | | 240 | 972 | 1,290 | | 2,262 | 1,056 | 1,446 | 0 | 2,502 |
| | Other Building | 363 | 330 | | 693 | 998 | 992 | | 1,990 | 1,361 | 1,322 | 0 | 2,683 |
| | Missing | 53 | 108 | | 161 | 250 | 1,011 | | 1,261 | 303 | 1,119 | 0 | 1,422 |
| | Total | | 1,929 | 2,445 | | 4,374 | 19,311 | 20,487 | | 39,798 | 21,240 | 22,932 | 0 |
| Middle | Govt. Building | 284 | 431 | | 715 | 2,231 | 3,061 | | 5,292 | 2,515 | 3,492 | 0 | 6,007 |
| | Rented Building | 14 | 36 | | 50 | 2 | 2 | | 4 | 16 | 38 | 0 | 54 |
| | No Building | 3 | 13 | | 16 | 13 | 83 | | 96 | 16 | 96 | 0 | 112 |
| | Other Building | 49 | 76 | | 125 | 37 | 110 | | 147 | 86 | 186 | 0 | 272 |
| | Missing | 12 | 17 | | 29 | 30 | 75 | | 105 | 42 | 92 | 0 | 134 |
| | Total | | 362 | 573 | | 935 | 2,313 | 3,331 | | 5,644 | 2,675 | 3,904 | 0 |

| Level | Facility | URBAN | | | | RURAL | | | | TOTAL | | | |
|------------------------------------|-----------------|--------------|--------------|------------|--------------|---------------|---------------|---------------|---------------|---------------|--------------|---------------|--------------|
| | | Boys | Girls | Mixed | Total | Boys | Girls | Mixed | Total | Boys | Girls | Mixed | Total |
| High | Govt. Building | 484 | 390 | | 874 | 2,252 | 959 | | 3,211 | 2,736 | 1,349 | 0 | 4,085 |
| | Rented Building | 23 | 27 | | 50 | 2 | | 2 | 25 | 27 | 0 | 52 | |
| | No Building | 13 | 8 | | 21 | 14 | 13 | 27 | 27 | 21 | 0 | 48 | |
| | Other Building | 32 | 45 | | 77 | 42 | 18 | 60 | 74 | 63 | 0 | 137 | |
| | Missing | 4 | 4 | | 8 | 18 | 6 | 24 | 22 | 10 | 0 | 32 | |
| | Total | | 556 | 474 | | 1,030 | 2,328 | 996 | 3,324 | 2,884 | 1,470 | 0 | 4,354 |
| High Sec. | Govt. Building | 41 | 59 | | 100 | 136 | 87 | 223 | 177 | 146 | 0 | 323 | |
| | No Building | | | | 0 | 1 | 1 | 2 | 1 | 1 | 0 | 2 | |
| | Other Building | 3 | | | 3 | 1 | | 1 | 4 | 0 | 0 | 4 | |
| | Missing | | 3 | | 3 | | | 0 | 0 | 3 | 0 | 3 | |
| | Total | | 44 | 62 | | 106 | 138 | 88 | 226 | 182 | 150 | 0 | 332 |
| Grand Total (At all Levels) | | 3,944 | 3,575 | | 7,519 | 30,816 | 24,965 | 55,781 | 34,760 | 28,540 | 0 | 63,300 | |

TABLE 2.8
PHYSICAL FACILITIES
(CONSTRUCTION)
2001-2002

Punjab

| Level | Facility | URBAN | | | | RURAL | | | | TOTAL | | | |
|---------|--------------|-------|--------------|--------------|-------|--------------|---------------|---------------|--------|---------------|---------------|---------------|----------|
| | | Boys | Girls | Mixed | Total | Boys | Girls | Mixed | Total | Boys | Girls | Mixed | Total |
| Mosque | Pakka | 450 | 10 | | 460 | 2,845 | 30 | | 2,875 | 3,295 | 40 | 0 | 3,335 |
| | Kacha | 25 | | | 25 | 323 | 3 | | 326 | 348 | 3 | 0 | 351 |
| | Mixed | 100 | 3 | | 103 | 494 | 5 | | 499 | 594 | 8 | 0 | 602 |
| | No Building | 268 | 5 | | 273 | 2,012 | 21 | | 2,033 | 2,280 | 26 | 0 | 2,306 |
| | Missing | 210 | 3 | | 213 | 1,052 | 4 | | 1,056 | 1,262 | 7 | 0 | 1,269 |
| | Total | | 1,053 | 21 | | 1,074 | 6,726 | 63 | | 6,789 | 7,779 | 84 | 0 |
| Primary | Pakka | 1,489 | 1,603 | | 3,092 | 15,508 | 14,802 | | 30,310 | 16,997 | 16,405 | 0 | 33,402 |
| | Kacha | 55 | 81 | | 136 | 607 | 684 | | 1,291 | 662 | 765 | 0 | 1,427 |
| | Mixed | 226 | 455 | | 681 | 1,873 | 2,371 | | 4,244 | 2,099 | 2,826 | 0 | 4,925 |
| | No Building | 84 | 156 | | 240 | 972 | 1,290 | | 2,262 | 1,056 | 1,446 | 0 | 2,502 |
| | Missing | 75 | 150 | | 225 | 351 | 1,340 | | 1,691 | 426 | 1,490 | 0 | 1,916 |
| | Total | | 1,929 | 2,445 | | 4,374 | 19,311 | 20,487 | | 39,798 | 21,240 | 22,932 | 0 |
| Middle | Pakka | 309 | 457 | | 766 | 2,003 | 2,828 | | 4,831 | 2,312 | 3,285 | 0 | 5,597 |
| | Kacha | 11 | 11 | | 22 | 49 | 57 | | 106 | 60 | 68 | 0 | 128 |
| | Mixed | 26 | 69 | | 95 | 213 | 244 | | 457 | 239 | 313 | 0 | 552 |
| | No Building | 3 | 13 | | 16 | 13 | 83 | | 96 | 16 | 96 | 0 | 112 |
| | Missing | 13 | 23 | | 36 | 35 | 119 | | 154 | 48 | 142 | 0 | 190 |
| | Total | | 362 | 573 | | 935 | 2,313 | 3,331 | | 5,644 | 2,675 | 3,904 | 0 |

| Level | Facility | URBAN | | | | RURAL | | | | TOTAL | | | |
|------------------------------------|--------------|--------------|--------------|------------|--------------|---------------|---------------|------------|---------------|---------------|---------------|--------------|---------------|
| | | Boys | Girls | Mixed | Total | Boys | Girls | Mixed | Total | Boys | Girls | Mixed | Total |
| High | Pakka | 465 | 399 | | 864 | 2,033 | 885 | | 2,918 | 2,498 | 1,284 | 0 | 3,782 |
| | Kacha | 14 | 15 | | 29 | 51 | 28 | | 79 | 65 | 43 | 0 | 108 |
| | Mixed | 58 | 40 | | 98 | 198 | 59 | | 257 | 256 | 99 | 0 | 355 |
| | No Building | 13 | 8 | | 21 | 14 | 13 | | 27 | 27 | 21 | 0 | 48 |
| | Missing | 6 | 12 | | 18 | 32 | 11 | | 43 | 38 | 23 | 0 | 61 |
| | Total | | 556 | 474 | | 1,030 | 2,328 | 996 | | 3,324 | 2,884 | 1,470 | 0 |
| High Sec. | Pakka | 37 | 53 | | 90 | 124 | 84 | | 208 | 161 | 137 | 0 | 298 |
| | Kacha | | 2 | | 2 | 2 | 2 | | 4 | 2 | 4 | 0 | 6 |
| | Mixed | 7 | 4 | | 11 | 10 | 1 | | 11 | 17 | 5 | 0 | 22 |
| | No Building | | | | 0 | 1 | 1 | | 2 | 1 | 1 | 0 | 2 |
| | Missing | | 3 | | 3 | 1 | | | 1 | 1 | 3 | 0 | 4 |
| | Total | | 44 | 62 | | 106 | 138 | 88 | | 226 | 182 | 150 | 0 |
| Grand Total (At all Levels) | | 3,944 | 3,575 | | 7,519 | 30,816 | 24,965 | | 55,781 | 34,760 | 28,540 | 0 | 63,300 |

TABLE 2.9
PHYSICAL FACILITIES
(Electricity)
2001-2002

Punjab

| Level | Facility | URBAN | | | | RURAL | | | | TOTAL | | | |
|---------|--------------|--------------|--------------|-------|--------------|---------------|---------------|-------|---------------|---------------|---------------|----------|---------------|
| | | Boys | Girls | Mixed | Total | Boys | Girls | Mixed | Total | Boys | Girls | Mixed | Total |
| Mosque | Yes | 331 | 3 | | 334 | 761 | 3 | | 764 | 1,092 | 6 | 0 | 1,098 |
| | No | 522 | 14 | | 536 | 4,933 | 51 | | 4,984 | 5,455 | 65 | 0 | 5,520 |
| | Missing | 200 | 4 | | 204 | 1,032 | 9 | | 1,041 | 1,232 | 13 | 0 | 1,245 |
| | Total | 1,053 | 21 | | 1,074 | 6,726 | 63 | | 6,789 | 7,779 | 84 | 0 | 7,863 |
| Primary | Yes | 1,064 | 936 | | 2,000 | 4,220 | 3,007 | | 7,227 | 5,284 | 3,943 | 0 | 9,227 |
| | No | 721 | 1,187 | | 1,908 | 14,011 | 15,290 | | 29,301 | 14,732 | 16,477 | 0 | 31,209 |
| | Missing | 144 | 322 | | 466 | 1,080 | 2,190 | | 3,270 | 1,224 | 2,512 | 0 | 3,736 |
| | Total | 1,929 | 2,445 | | 4,374 | 19,311 | 20,487 | | 39,798 | 21,240 | 22,932 | 0 | 44,172 |
| Middle | Yes | 303 | 440 | | 743 | 1,580 | 2,066 | | 3,646 | 1,883 | 2,506 | 0 | 4,389 |
| | No | 27 | 85 | | 112 | 623 | 1,079 | | 1,702 | 650 | 1,164 | 0 | 1,814 |
| | Missing | 32 | 48 | | 80 | 110 | 186 | | 296 | 142 | 234 | 0 | 376 |
| | Total | 362 | 573 | | 935 | 2,313 | 3,331 | | 5,644 | 2,675 | 3,904 | 0 | 6,579 |
| High | Yes | 475 | 425 | | 900 | 1,898 | 865 | | 2,763 | 2,373 | 1,290 | 0 | 3,663 |
| | No | 11 | 14 | | 25 | 238 | 83 | | 321 | 249 | 97 | 0 | 346 |
| | Missing | 70 | 35 | | 105 | 192 | 48 | | 240 | 262 | 83 | 0 | 345 |
| | Total | 556 | 474 | | 1,030 | 2,328 | 996 | | 3,324 | 2,884 | 1,470 | 0 | 4,354 |

| Level | Facility | URBAN | | | | RURAL | | | | TOTAL | | | |
|------------------------------------|----------|--------------|--------------|-------|--------------|---------------|---------------|-------|---------------|---------------|---------------|----------|---------------|
| | | Boys | Girls | Mixed | Total | Boys | Girls | Mixed | Total | Boys | Girls | Mixed | Total |
| High Sec. | Yes | 36 | 53 | | 89 | 133 | 84 | | 217 | 169 | 137 | 0 | 306 |
| | No | | 1 | | 1 | | 2 | | 2 | 0 | 3 | 0 | 3 |
| | Missing | 8 | 8 | | 16 | 5 | 2 | | 7 | 13 | 10 | 0 | 23 |
| | Total | 44 | 62 | | 106 | 138 | 88 | | 226 | 182 | 150 | 0 | 332 |
| Grand Total (At all Levels) | | 3,944 | 3,575 | | 7,519 | 30,816 | 24,965 | | 55,781 | 34,760 | 28,540 | 0 | 63,300 |

TABLE 2.10
PHYSICAL FACILITIES
(Drinking Water)
2001-2002

Punjab

| Level | Facility | URBAN | | | | RURAL | | | | TOTAL | | | |
|---------|----------|-------|-------|-------|-------|--------|--------|-------|--------|--------|--------|-------|--------|
| | | Boys | Girls | Mixed | Total | Boys | Girls | Mixed | Total | Boys | Girls | Mixed | Total |
| Mosque | Yes | 705 | 13 | | 718 | 4,031 | 34 | | 4,065 | 4,736 | 47 | 0 | 4,783 |
| | No | 232 | 4 | | 236 | 2,124 | 24 | | 2,148 | 2,356 | 28 | 0 | 2,384 |
| | Missing | 116 | 4 | | 120 | 571 | 5 | | 576 | 687 | 9 | 0 | 696 |
| | Total | 1,053 | 21 | | 1,074 | 6,726 | 63 | | 6,789 | 7,779 | 84 | 0 | 7,863 |
| Primary | Yes | 1,644 | 1,878 | | 3,522 | 15,817 | 13,937 | | 29,754 | 17,461 | 15,815 | 0 | 33,276 |
| | No | 209 | 397 | | 606 | 3,174 | 5,168 | | 8,342 | 3,383 | 5,565 | 0 | 8,948 |
| | Missing | 76 | 170 | | 246 | 320 | 1,382 | | 1,702 | 396 | 1,552 | 0 | 1,948 |
| | Total | 1,929 | 2,445 | | 4,374 | 19,311 | 20,487 | | 39,798 | 21,240 | 22,932 | 0 | 44,172 |
| Middle | Yes | 335 | 521 | | 856 | 2,147 | 2,995 | | 5,142 | 2,482 | 3,516 | 0 | 5,998 |
| | No | 16 | 31 | | 47 | 136 | 248 | | 384 | 152 | 279 | 0 | 431 |
| | Missing | 11 | 21 | | 32 | 30 | 88 | | 118 | 41 | 109 | 0 | 150 |
| | Total | 362 | 573 | | 935 | 2,313 | 3,331 | | 5,644 | 2,675 | 3,904 | 0 | 6,579 |
| High | Yes | 539 | 464 | | 1,003 | 2,246 | 969 | | 3,215 | 2,785 | 1,433 | 0 | 4,218 |
| | No | 9 | 4 | | 13 | 63 | 22 | | 85 | 72 | 26 | 0 | 98 |
| | Missing | 8 | 6 | | 14 | 19 | 5 | | 24 | 27 | 11 | 0 | 38 |
| | Total | 556 | 474 | | 1,030 | 2,328 | 996 | | 3,324 | 2,884 | 1,470 | 0 | 4,354 |

| Level | Facility | URBAN | | | | RURAL | | | | TOTAL | | | |
|------------------------------------|--------------|--------------|--------------|-------|--------------|---------------|---------------|-------|---------------|---------------|---------------|----------|---------------|
| | | Boys | Girls | Mixed | Total | Boys | Girls | Mixed | Total | Boys | Girls | Mixed | Total |
| High Sec. | Yes | 44 | 58 | | 102 | 137 | 85 | | 222 | 181 | 143 | 0 | 324 |
| | No | | | | 0 | 1 | 3 | | 4 | 1 | 3 | 0 | 4 |
| | Missing | | 4 | | 4 | | | | 0 | 0 | 4 | 0 | 4 |
| | Total | 44 | 62 | | 106 | 138 | 88 | | 226 | 182 | 150 | 0 | 332 |
| Grand Total (At all Levels) | | 3,944 | 3,575 | | 7,519 | 30,816 | 24,965 | | 55,781 | 34,760 | 28,540 | 0 | 63,300 |

TABLE 2.11
PHYSICAL FACILITIES
(Laterine For Students)
2001-2002

Punjab

| Level | Facility | URBAN | | | | RURAL | | | | TOTAL | | | |
|---------|--------------|--------------|--------------|-------|--------------|---------------|---------------|-------|---------------|---------------|---------------|----------|---------------|
| | | Boys | Girls | Mixed | Total | Boys | Girls | Mixed | Total | Boys | Girls | Mixed | Total |
| Mosque | Yes | 329 | 7 | | 336 | 1,087 | 16 | | 1,103 | 1,416 | 23 | 0 | 1,439 |
| | No | 560 | 10 | | 570 | 4,758 | 40 | | 4,798 | 5,318 | 50 | 0 | 5,368 |
| | Missing | 164 | 4 | | 168 | 881 | 7 | | 888 | 1,045 | 11 | 0 | 1,056 |
| | Total | 1,053 | 21 | | 1,074 | 6,726 | 63 | | 6,789 | 7,779 | 84 | 0 | 7,863 |
| Primary | Yes | 1,015 | 1,621 | | 2,636 | 5,285 | 10,730 | | 16,015 | 6,300 | 12,351 | 0 | 18,651 |
| | No | 821 | 635 | | 1,456 | 13,520 | 8,201 | | 21,721 | 14,341 | 8,836 | 0 | 23,177 |
| | Missing | 93 | 189 | | 282 | 506 | 1,556 | | 2,062 | 599 | 1,745 | 0 | 2,344 |
| | Total | 1,929 | 2,445 | | 4,374 | 19,311 | 20,487 | | 39,798 | 21,240 | 22,932 | 0 | 44,172 |
| Middle | Yes | 265 | 499 | | 764 | 1,067 | 2,352 | | 3,419 | 1,332 | 2,851 | 0 | 4,183 |
| | No | 83 | 54 | | 137 | 1,209 | 879 | | 2,088 | 1,292 | 933 | 0 | 2,225 |
| | Missing | 14 | 20 | | 34 | 37 | 100 | | 137 | 51 | 120 | 0 | 171 |
| | Total | 362 | 573 | | 935 | 2,313 | 3,331 | | 5,644 | 2,675 | 3,904 | 0 | 6,579 |
| High | Yes | 486 | 450 | | 936 | 1,004 | 798 | | 1,802 | 1,490 | 1,248 | 0 | 2,738 |
| | No | 61 | 17 | | 78 | 1,298 | 193 | | 1,491 | 1,359 | 210 | 0 | 1,569 |
| | Missing | 9 | 7 | | 16 | 26 | 5 | | 31 | 35 | 12 | 0 | 47 |
| | Total | 556 | 474 | | 1,030 | 2,328 | 996 | | 3,324 | 2,884 | 1,470 | 0 | 4,354 |

| Level | Facility | URBAN | | | | RURAL | | | | TOTAL | | | |
|------------------------------------|----------|--------------|--------------|-------|--------------|---------------|---------------|-------|---------------|---------------|---------------|----------|---------------|
| | | Boys | Girls | Mixed | Total | Boys | Girls | Mixed | Total | Boys | Girls | Mixed | Total |
| High Sec. | Yes | 41 | 57 | | 98 | 120 | 81 | | 201 | 161 | 138 | 0 | 299 |
| | No | 3 | 1 | | 4 | 18 | 6 | | 24 | 21 | 7 | 0 | 28 |
| | Missing | | 4 | | 4 | | 1 | | 1 | 0 | 5 | 0 | 5 |
| | Total | 44 | 62 | | 106 | 138 | 88 | | 226 | 182 | 150 | 0 | 332 |
| Grand Total (At all Levels) | | 3,944 | 3,575 | | 7,519 | 30,816 | 24,965 | | 55,781 | 34,760 | 28,540 | 0 | 63,300 |

TABLE 2.12
PHYSICAL FACILITIES
(BOUNDARY WALL)
2001-2002

Punjab

| Level | Facility | URBAN | | | | RURAL | | | | TOTAL | | | |
|---------|--------------|--------------|--------------|-------|--------------|---------------|---------------|-------|---------------|---------------|---------------|----------|---------------|
| | | Boys | Girls | Mixed | Total | Boys | Girls | Mixed | Total | Boys | Girls | Mixed | Total |
| Mosque | Yes | 328 | 9 | | 337 | 1,264 | 23 | | 1,287 | 1,592 | 32 | 0 | 1,624 |
| | No | 556 | 8 | | 564 | 4,587 | 34 | | 4,621 | 5,143 | 42 | 0 | 5,185 |
| | Missing | 169 | 4 | | 173 | 875 | 6 | | 881 | 1,044 | 10 | 0 | 1,054 |
| | Total | 1,053 | 21 | | 1,074 | 6,726 | 63 | | 6,789 | 7,779 | 84 | 0 | 7,863 |
| Primary | Yes | 1,234 | 1,901 | | 3,135 | 6,248 | 14,108 | | 20,356 | 7,482 | 16,009 | 0 | 23,491 |
| | No | 622 | 379 | | 1,001 | 12,653 | 4,949 | | 17,602 | 13,275 | 5,328 | 0 | 18,603 |
| | Missing | 73 | 165 | | 238 | 410 | 1,430 | | 1,840 | 483 | 1,595 | 0 | 2,078 |
| | Total | 1,929 | 2,445 | | 4,374 | 19,311 | 20,487 | | 39,798 | 21,240 | 22,932 | 0 | 44,172 |
| Middle | Yes | 276 | 491 | | 767 | 1,142 | 2,596 | | 3,738 | 1,418 | 3,087 | 0 | 4,505 |
| | No | 75 | 65 | | 140 | 1,138 | 644 | | 1,782 | 1,213 | 709 | 0 | 1,922 |
| | Missing | 11 | 17 | | 28 | 33 | 91 | | 124 | 44 | 108 | 0 | 152 |
| | Total | 362 | 573 | | 935 | 2,313 | 3,331 | | 5,644 | 2,675 | 3,904 | 0 | 6,579 |
| High | Yes | 450 | 450 | | 900 | 1,037 | 863 | | 1,900 | 1,487 | 1,313 | 0 | 2,800 |
| | No | 101 | 19 | | 120 | 1,271 | 126 | | 1,397 | 1,372 | 145 | 0 | 1,517 |
| | Missing | 5 | 5 | | 10 | 20 | 7 | | 27 | 25 | 12 | 0 | 37 |
| | Total | 556 | 474 | | 1,030 | 2,328 | 996 | | 3,324 | 2,884 | 1,470 | 0 | 4,354 |

| Level | Facility | URBAN | | | | RURAL | | | | TOTAL | | | |
|------------------------------------|----------|--------------|--------------|-------|--------------|---------------|---------------|-------|---------------|---------------|---------------|----------|---------------|
| | | Boys | Girls | Mixed | Total | Boys | Girls | Mixed | Total | Boys | Girls | Mixed | Total |
| High Sec. | Yes | 32 | 56 | | 88 | 101 | 85 | | 186 | 133 | 141 | 0 | 274 |
| | No | 12 | 2 | | 14 | 37 | 3 | | 40 | 49 | 5 | 0 | 54 |
| | Missing | | 4 | | 4 | | | | 0 | 0 | 4 | 0 | 4 |
| | Total | 44 | 62 | | 106 | 138 | 88 | | 226 | 182 | 150 | 0 | 332 |
| Grand Total (At all Levels) | | 3,944 | 3,575 | | 7,519 | 30,816 | 24,965 | | 55,781 | 34,760 | 28,540 | 0 | 63,300 |

Public Sector Only

S

I

N

D

H

Table 3.1
NUMBER OF SCHOOLS
BY LOCATION, GENDER AND LEVEL
2001-2002

Sindh

| Location | Gender | Elementary | | | | Secondary | Higher Sec. | Total |
|--------------------|--------------|------------|---------------|--------------|---------------|--------------|-------------|---------------|
| | | Mosque | Primary | Middle | Total | High | | |
| Urban | Boys | | 1,578 | 297 | 1,875 | 420 | 34 | 2,329 |
| | Girls | | 1,279 | 235 | 1,514 | 318 | 49 | 1,881 |
| | Mixed | | 1,626 | 45 | 1,671 | 38 | 13 | 1,722 |
| | Total | | 4,483 | 577 | 5,060 | 776 | 96 | 5,932 |
| Rural | Boys | | 15,648 | 862 | 16,510 | 403 | 19 | 16,932 |
| | Girls | | 4,814 | 439 | 5,253 | 105 | 7 | 5,365 |
| | Mixed | | 14,231 | 362 | 14,593 | 196 | 17 | 14,806 |
| | Total | | 34,693 | 1,663 | 36,356 | 704 | 43 | 37,103 |
| Grand Total | | | 39,176 | 2,240 | 36,356 | 1,480 | 139 | 43,035 |

TABLE 3.2
ENROLMENT
BY STAGE, GENDER AND LOCATION
2001-2002

Sindh

| Stage | Class | URBAN | | | RURAL | | | TOTAL | | |
|--------------------------------------|--------------|----------------|----------------|------------------|------------------|----------------|------------------|------------------|------------------|------------------|
| | | BOYS | GIRLS | TOTAL | BOYS | GIRLS | TOTAL | BOYS | GIRLS | TOTAL |
| Pre Primary | Unadmitted | 14,424 | 10,152 | 24,576 | 76,335 | 36,743 | 113,078 | 90,759 | 46,895 | 137,654 |
| | Total | 14,424 | 10,152 | 24,576 | 76,335 | 36,743 | 113,078 | 90,759 | 46,895 | 137,654 |
| Primary | Kachi | 19,149 | 24,870 | 44,019 | 78,347 | 44,356 | 122,703 | 97,496 | 69,226 | 166,722 |
| | Pakki | 108,565 | 91,062 | 199,627 | 327,064 | 142,003 | 469,067 | 435,629 | 233,065 | 668,694 |
| | Class 2 | 82,664 | 70,153 | 152,817 | 208,539 | 80,240 | 288,779 | 291,203 | 150,393 | 441,596 |
| | Class 3 | 74,199 | 64,781 | 138,980 | 164,857 | 62,735 | 227,592 | 239,056 | 127,516 | 366,572 |
| | Class 4 | 64,425 | 59,608 | 124,033 | 132,712 | 49,657 | 182,369 | 197,137 | 109,265 | 306,402 |
| | Class 5 | 56,881 | 53,402 | 110,283 | 109,445 | 41,316 | 150,761 | 166,326 | 94,718 | 261,044 |
| | Total | 405,883 | 363,876 | 769,759 | 1,020,964 | 420,307 | 1,441,271 | 1,426,847 | 784,183 | 2,211,030 |
| Middle | Class 6 | 54,955 | 52,108 | 107,063 | 43,973 | 11,752 | 55,725 | 98,928 | 63,860 | 162,788 |
| | Class 7 | 49,396 | 49,267 | 98,663 | 37,608 | 10,347 | 47,955 | 87,004 | 59,614 | 146,618 |
| | Class 8 | 45,640 | 46,020 | 91,660 | 34,771 | 9,677 | 44,448 | 80,411 | 55,697 | 136,108 |
| | Total | 149,991 | 147,395 | 297,386 | 116,352 | 31,776 | 148,128 | 266,343 | 179,171 | 445,514 |
| High | Class 9 | 50,233 | 43,808 | 94,041 | 27,221 | 5,938 | 33,159 | 77,454 | 49,746 | 127,200 |
| | Class 10 | 45,453 | 42,355 | 87,808 | 24,961 | 5,596 | 30,557 | 70,414 | 47,951 | 118,365 |
| | Total | 95,686 | 86,163 | 181,849 | 52,182 | 11,534 | 63,716 | 147,868 | 97,697 | 245,565 |
| Higher Sec. | Class 11 | 3,179 | 3,333 | 6,512 | 2,950 | 727 | 3,677 | 6,129 | 4,060 | 10,189 |
| | Class 12 | 2,083 | 2,623 | 4,706 | 1,909 | 602 | 2,511 | 3,992 | 3,225 | 7,217 |
| | Total | 5,262 | 5,956 | 11,218 | 4,859 | 1,329 | 6,188 | 10,121 | 7,285 | 17,406 |
| Grand Total (Classes 1 to 12) | | 671,246 | 613,542 | 1,284,788 | 1,270,692 | 501,689 | 1,772,381 | 1,941,938 | 1,115,231 | 3,057,169 |

TABLE 3.3
ENROLMENT
BY LEVEL, GENDER AND LOCATION
2001-2002

Sindh

| Level | Class | URBAN | | | RURAL | | | TOTAL | | |
|----------|--------------|---------------|----------------|----------------|----------------|------------------|----------------|------------------|------------------|----------------|
| | | Boys | Girls | Total | Boys | Girls | Total | Boys | Girls | Total |
| Primary | Unadmitted | 14,340 | 10,152 | 24,492 | 75,826 | 36,517 | 112,343 | 90,166 | 46,669 | 136,835 |
| | Kachi | 17,899 | 23,131 | 41,030 | 78,178 | 44,243 | 122,421 | 96,077 | 67,374 | 163,451 |
| | Pakki | 105,168 | 86,650 | 191,818 | 326,285 | 141,257 | 467,542 | 431,453 | 227,907 | 659,360 |
| | Class 2 | 79,677 | 66,390 | 146,067 | 207,952 | 79,891 | 287,843 | 287,629 | 146,281 | 433,910 |
| | Class 3 | 71,394 | 61,073 | 132,467 | 164,318 | 62,444 | 226,762 | 235,712 | 123,517 | 359,229 |
| | Class 4 | 61,520 | 55,908 | 117,428 | 132,260 | 49,369 | 181,629 | 193,780 | 105,277 | 299,057 |
| | Class 5 | 54,668 | 50,290 | 104,958 | 108,952 | 41,041 | 149,993 | 163,620 | 91,331 | 254,951 |
| | Class 6 | 370 | 228 | 598 | 552 | 221 | 773 | 922 | 449 | 1,371 |
| | Class 7 | 103 | 78 | 181 | 318 | 66 | 384 | 421 | 144 | 565 |
| | Class 8 | 88 | 69 | 157 | 208 | 51 | 259 | 296 | 120 | 416 |
| | Class 9 | | | | 44 | 2 | 46 | 44 | 2 | 46 |
| | Class 10 | | | | 27 | 4 | 31 | 27 | 4 | 31 |
| | | Total | 405,227 | 353,969 | 759,196 | 1,094,920 | 455,106 | 1,550,026 | 1,500,147 | 809,075 |
| Middle | Unadmitted | 84 | | 84 | 374 | 218 | 592 | 458 | 218 | 676 |
| | Kachi | 1,230 | 1,707 | 2,937 | 154 | 113 | 267 | 1,384 | 1,820 | 3,204 |
| | Pakki | 2,627 | 3,821 | 6,448 | 646 | 730 | 1,376 | 3,273 | 4,551 | 7,824 |
| | Class 2 | 2,272 | 3,106 | 5,378 | 516 | 340 | 856 | 2,788 | 3,446 | 6,234 |
| | Class 3 | 2,045 | 2,987 | 5,032 | 474 | 280 | 754 | 2,519 | 3,267 | 5,786 |
| | Class 4 | 1,842 | 2,852 | 4,694 | 402 | 269 | 671 | 2,244 | 3,121 | 5,365 |
| | Class 5 | 1,502 | 2,291 | 3,793 | 440 | 266 | 706 | 1,942 | 2,557 | 4,499 |
| | Class 6 | 7,059 | 7,266 | 14,325 | 13,644 | 5,465 | 19,109 | 20,703 | 12,731 | 33,434 |
| | Class 7 | 6,637 | 6,527 | 13,164 | 12,183 | 4,829 | 17,012 | 18,820 | 11,356 | 30,176 |
| | Class 8 | 5,691 | 5,750 | 11,441 | 11,128 | 4,499 | 15,627 | 16,819 | 10,249 | 27,068 |
| | Class 9 | 470 | 861 | 1,331 | 1,727 | 629 | 2,356 | 2,197 | 1,490 | 3,687 |
| | Class 10 | 331 | 761 | 1,092 | 980 | 424 | 1,404 | 1,311 | 1,185 | 2,496 |
| Class 11 | | 23 | 23 | | | | | 23 | 23 | |
| | Total | 31,790 | 37,952 | 69,742 | 42,668 | 18,062 | 60,730 | 74,458 | 56,014 | 130,472 |

| Level | Class | URBAN | | | RURAL | | | TOTAL | | |
|------------------------------------|------------|----------------|----------------|------------------|------------------|----------------|------------------|------------------|------------------|------------------|
| | | Boys | Girls | Total | Boys | Girls | Total | Boys | Girls | Total |
| High | Unadmitted | | | | 133 | 7 | 140 | 133 | 7 | 140 |
| | Kachi | 20 | 32 | 52 | 15 | | 15 | 35 | 32 | 67 |
| | Pakki | 770 | 591 | 1,361 | 122 | 14 | 136 | 892 | 605 | 1,497 |
| | Class 2 | 715 | 657 | 1,372 | 68 | 9 | 77 | 783 | 666 | 1,449 |
| | Class 3 | 760 | 721 | 1,481 | 61 | 11 | 72 | 821 | 732 | 1,553 |
| | Class 4 | 864 | 848 | 1,712 | 50 | 19 | 69 | 914 | 867 | 1,781 |
| | Class 5 | 711 | 821 | 1,532 | 52 | 9 | 61 | 763 | 830 | 1,593 |
| | Class 6 | 40,950 | 36,778 | 77,728 | 26,463 | 5,542 | 32,005 | 67,413 | 42,320 | 109,733 |
| | Class 7 | 36,540 | 34,607 | 71,147 | 22,015 | 4,982 | 26,997 | 58,555 | 39,589 | 98,144 |
| | Class 8 | 34,585 | 33,101 | 67,686 | 20,687 | 4,652 | 25,339 | 55,272 | 37,753 | 93,025 |
| | Class 9 | 42,864 | 34,274 | 77,138 | 22,126 | 4,767 | 26,893 | 64,990 | 39,041 | 104,031 |
| | Class 10 | 38,571 | 32,749 | 71,320 | 20,653 | 4,620 | 25,273 | 59,224 | 37,369 | 96,593 |
| | Class 11 | 446 | 289 | 735 | 327 | 130 | 457 | 773 | 419 | 1,192 |
| | Class 12 | 120 | 137 | 257 | 354 | 149 | 503 | 474 | 286 | 760 |
| | | Total | 197,916 | 175,605 | 373,521 | 113,126 | 24,911 | 138,037 | 311,042 | 200,516 |
| Higher Sec. | Unadmitted | | | | 2 | 1 | 3 | 2 | 1 | 3 |
| | Pakki | | | | 11 | 2 | 13 | 11 | 2 | 13 |
| | Class 2 | | | | 3 | | 3 | 3 | | 3 |
| | Class 3 | | | | 4 | | 4 | 4 | | 4 |
| | Class 4 | 199 | | 199 | | | | 199 | | 199 |
| | Class 5 | | | | 1 | | 1 | 1 | | 1 |
| | Class 6 | 6,576 | 7,836 | 14,412 | 3,314 | 524 | 3,838 | 9,890 | 8,360 | 18,250 |
| | Class 7 | 6,116 | 8,055 | 14,171 | 3,092 | 470 | 3,562 | 9,208 | 8,525 | 17,733 |
| | Class 8 | 5,276 | 7,100 | 12,376 | 2,748 | 475 | 3,223 | 8,024 | 7,575 | 15,599 |
| | Class 9 | 6,899 | 8,673 | 15,572 | 3,324 | 540 | 3,864 | 10,223 | 9,213 | 19,436 |
| | Class 10 | 6,551 | 8,845 | 15,396 | 3,301 | 548 | 3,849 | 9,852 | 9,393 | 19,245 |
| | Class 11 | 2,733 | 3,021 | 5,754 | 2,623 | 597 | 3,220 | 5,356 | 3,618 | 8,974 |
| | Class 12 | 1,963 | 2,486 | 4,449 | 1,555 | 453 | 2,008 | 3,518 | 2,939 | 6,457 |
| | | Total | 36,313 | 46,016 | 82,329 | 19,978 | 3,610 | 23,588 | 56,291 | 49,626 |
| Grand Total (At all Levels) | | 671,246 | 613,542 | 1,284,788 | 1,270,692 | 501,689 | 1,772,381 | 1,941,938 | 1,115,231 | 3,057,169 |

TABLE 3.4
NUMBER OF TEACHERS
BY LEVEL, GENDER, LOCATION AND PROFESSIONAL QUALIFICATION
2001-2002

Sindh

| Level | Professional Qualification | URBAN | | | RURAL | | | TOTAL | | |
|---------|----------------------------|---------------|---------------|---------------|---------------|--------------|---------------|---------------|---------------|---------------|
| | | Male | Female | Total | Male | Female | Total | Male | Female | Total |
| Primary | P.T.C. | 11,145 | 11,978 | 23,123 | 36,071 | 5,621 | 41,692 | 47,216 | 17,599 | 64,815 |
| | C.T. | 2,034 | 2,375 | 4,409 | 2,186 | 362 | 2,548 | 4,220 | 2,737 | 6,957 |
| | B.Ed. | 4,336 | 3,467 | 7,803 | 8,353 | 993 | 9,346 | 12,689 | 4,460 | 17,149 |
| | M.Ed. | 758 | 812 | 1,570 | 1,260 | 174 | 1,434 | 2,018 | 986 | 3,004 |
| | Others (Trained) | 107 | 60 | 167 | 219 | 17 | 236 | 326 | 77 | 403 |
| | Untrained | 803 | 1,544 | 2,347 | 2,050 | 512 | 2,562 | 2,853 | 2,056 | 4,909 |
| | Total | 19,183 | 20,236 | 39,419 | 50,139 | 7,679 | 57,818 | 69,322 | 27,915 | 97,237 |
| Middle | P.T.C. | 58 | 832 | 890 | 325 | 65 | 390 | 383 | 897 | 1,280 |
| | C.T. | 400 | 759 | 1,159 | 647 | 307 | 954 | 1,047 | 1,066 | 2,113 |
| | B.Ed. | 457 | 981 | 1,438 | 1,261 | 342 | 1,603 | 1,718 | 1,323 | 3,041 |
| | M.Ed. | 218 | 231 | 449 | 720 | 180 | 900 | 938 | 411 | 1,349 |
| | Others (Trained) | 240 | 149 | 389 | 594 | 128 | 722 | 834 | 277 | 1,111 |
| | Untrained | 99 | 160 | 259 | 338 | 200 | 538 | 437 | 360 | 797 |
| | Total | 1,472 | 3,112 | 4,584 | 3,885 | 1,222 | 5,107 | 5,357 | 4,334 | 9,691 |
| High | P.T.C. | 26 | 48 | 74 | 28 | | 28 | 54 | 48 | 102 |
| | C.T. | 1,319 | 1,477 | 2,796 | 837 | 164 | 1,001 | 2,156 | 1,641 | 3,797 |
| | B.Ed. | 3,340 | 5,605 | 8,945 | 2,615 | 439 | 3,054 | 5,955 | 6,044 | 11,999 |
| | M.Ed. | 3,192 | 1,642 | 4,834 | 3,162 | 317 | 3,479 | 6,354 | 1,959 | 8,313 |
| | Others (Trained) | 1,689 | 595 | 2,284 | 1,146 | 94 | 1,240 | 2,835 | 689 | 3,524 |

| Level | Professional Qualification | URBAN | | | RURAL | | | TOTAL | | |
|-----------------------------|----------------------------|--------|--------|--------|--------|--------|--------|--------|--------|---------|
| | | Male | Female | Total | Male | Female | Total | Male | Female | Total |
| High | Untrained | 522 | 328 | 850 | 577 | 135 | 712 | 1,099 | 463 | 1,562 |
| | Total | 10,088 | 9,695 | 19,783 | 8,365 | 1,149 | 9,514 | 18,453 | 10,844 | 29,297 |
| Higher Sec. | P.T.C. | | 2 | 2 | 1 | | 1 | 1 | 2 | 3 |
| | C.T. | 133 | 166 | 299 | 53 | 28 | 81 | 186 | 194 | 380 |
| | B.Ed. | 578 | 827 | 1,405 | 373 | 132 | 505 | 951 | 959 | 1,910 |
| | M.Ed. | 818 | 670 | 1,488 | 427 | 62 | 489 | 1,245 | 732 | 1,977 |
| | Others (Trained) | 280 | 174 | 454 | 101 | 5 | 106 | 381 | 179 | 560 |
| | Untrained | 117 | 123 | 240 | 32 | 4 | 36 | 149 | 127 | 276 |
| | Total | 1,926 | 1,962 | 3,888 | 987 | 231 | 1,218 | 2,913 | 2,193 | 5,106 |
| Grand Total (At all Levels) | | 32,669 | 35,005 | 67,674 | 63,376 | 10,281 | 73,657 | 96,045 | 45,286 | 141,331 |

TABLE 5 3.5
Number of Teachers
BY LEVEL, GENDER, LOCATION & ACADEMIC QUALIFICATION
2001-2002

Sindh

| Level | Academic Qualification | URBAN | | | RURAL | | | TOTAL | | |
|------------------------------------|------------------------|-------|--------|-------|-------|--------|-------|-------|--------|-------|
| | | Male | Female | Total | Male | Female | Total | Male | Female | Total |
| Primary | Matric | | | | | | | | | |
| | F.A/ F.Sc. | | | | | | | | | |
| | B.A/ B.Sc. | | | | | | | | | |
| | M.A/ M.Sc. | | | | | | | | | |
| | Others | | | | | | | | | |
| | Total | | | | | | | | | |
| Middle | Matric | | | | | | | | | |
| | F.A/ F.Sc. | | | | | | | | | |
| | B.A/ B.Sc. | | | | | | | | | |
| | M.A/ M.Sc. | | | | | | | | | |
| | Others | | | | | | | | | |
| | Total | | | | | | | | | |
| High | Matric | | | | | | | | | |
| | F.A/ F.Sc. | | | | | | | | | |
| | B.A/ B.Sc. | | | | | | | | | |
| | M.A/ M.Sc. | | | | | | | | | |
| | Others | | | | | | | | | |
| | Total | | | | | | | | | |
| High Sec. | Matric | | | | | | | | | |
| | F.A/ F.Sc. | | | | | | | | | |
| | B.A/ B.Sc. | | | | | | | | | |
| | M.A/ M.Sc. | | | | | | | | | |
| | Others | | | | | | | | | |
| | Total | | | | | | | | | |
| Grand Total (At All Levels) | | | | | | | | | | |

TABLE 3.6
PHYSICAL FACILITIES
(BUILDING)
2001-2002

Sindh

| Level | Facility | URBAN | | | | RURAL | | | | TOTAL | | | |
|------------------------------------|--------------|--------------|--------------|--------------|--------------|---------------|---------------|---------------|---------------|---------------|---------------|---------------|---------------|
| | | Boys | Girls | Mixed | Total | Boys | Girls | Mixed | Total | Boys | Girls | Mixed | Total |
| Primary | Yes | 1,369 | 1,188 | 1,375 | 3,932 | 9,754 | 3,606 | 8,655 | 22,015 | 11,123 | 4,794 | 10,030 | 25,947 |
| | No | 209 | 91 | 250 | 550 | 5,893 | 1,205 | 5,574 | 12,672 | 6,102 | 1,296 | 5,824 | 13,222 |
| | Missing | | | 1 | 1 | 1 | 3 | 2 | 6 | 1 | 3 | 3 | 7 |
| | Total | | 1,578 | 1,279 | 1,626 | 4,483 | 15,648 | 4,814 | 14,231 | 34,693 | 17,226 | 6,093 | 15,857 |
| Middle | Yes | 278 | 220 | 39 | 537 | 534 | 374 | 233 | 1,141 | 812 | 594 | 272 | 1,678 |
| | No | 19 | 15 | 6 | 40 | 328 | 65 | 129 | 522 | 347 | 80 | 135 | 562 |
| | Total | 297 | 235 | 45 | 577 | 862 | 439 | 362 | 1,663 | 1,159 | 674 | 407 | 2,240 |
| High | Yes | 418 | 312 | 38 | 768 | 399 | 102 | 192 | 693 | 817 | 414 | 230 | 1,461 |
| | No | 2 | 6 | | 8 | 4 | 3 | 4 | 11 | 6 | 9 | 4 | 19 |
| | Total | 420 | 318 | 38 | 776 | 403 | 105 | 196 | 704 | 823 | 423 | 234 | 1,480 |
| Higher Sec. | Yes | 34 | 49 | 13 | 96 | 18 | 7 | 17 | 42 | 52 | 56 | 30 | 138 |
| | No | | | | 0 | 1 | | | 1 | 1 | 0 | 0 | 1 |
| | Total | 34 | 49 | 13 | 96 | 19 | 7 | 17 | 43 | 53 | 56 | 30 | 139 |
| Grand Total (At all Levels) | | 2,329 | 1,881 | 1,722 | 5,932 | 16,932 | 5,365 | 14,806 | 37,103 | 19,261 | 7,246 | 16,528 | 43,035 |

TABLE 3.7
PHYSICAL FACILITIES
(OWNERSHIP)
2001-2002

Sindh

| Level | Facility | URBAN | | | | RURAL | | | | TOTAL | | | |
|---------|-----------------|-------|--------------|--------------|--------------|--------------|---------------|--------------|---------------|---------------|---------------|--------------|---------------|
| | | Boys | Girls | Mixed | Total | Boys | Girls | Mixed | Total | Boys | Girls | Mixed | Total |
| Primary | Govt. Building | 1,125 | 1,023 | 1,032 | 3,180 | 8,528 | 3,228 | 7,006 | 18,762 | 9,653 | 4,251 | 8,038 | 21,942 |
| | Rented Building | 59 | 38 | 64 | 161 | 52 | 11 | 43 | 106 | 111 | 49 | 107 | 267 |
| | No Building | 209 | 91 | 250 | 550 | 5,894 | 1,208 | 5,576 | 12,678 | 6,103 | 1,299 | 5,826 | 13,228 |
| | Other Building | 185 | 127 | 280 | 592 | 1,174 | 367 | 1,606 | 3,147 | 1,359 | 494 | 1,886 | 3,739 |
| | Total | | 1,578 | 1,279 | 1,626 | 4,483 | 15,648 | 4,814 | 14,231 | 34,693 | 17,226 | 6,093 | 15,857 |
| Middle | Govt. Building | 217 | 165 | 24 | 406 | 474 | 345 | 196 | 1,015 | 691 | 510 | 220 | 1,421 |
| | Rented Building | 17 | 8 | 10 | 35 | 2 | 1 | 3 | 6 | 19 | 9 | 13 | 41 |
| | No Building | 19 | 15 | 6 | 40 | 328 | 65 | 129 | 522 | 347 | 80 | 135 | 562 |
| | Other Building | 44 | 47 | 5 | 96 | 58 | 28 | 34 | 120 | 102 | 75 | 39 | 216 |
| | Total | | 297 | 235 | 45 | 577 | 862 | 439 | 362 | 1,663 | 1,159 | 674 | 407 |
| High | Govt. Building | 348 | 263 | 33 | 644 | 386 | 96 | 186 | 668 | 734 | 359 | 219 | 1,312 |
| | Rented Building | 29 | 13 | 4 | 46 | | | 1 | 1 | 29 | 13 | 5 | 47 |
| | No Building | 2 | 6 | | 8 | 4 | 3 | 4 | 11 | 6 | 9 | 4 | 19 |
| | Other Building | 41 | 36 | 1 | 78 | 13 | 6 | 5 | 24 | 54 | 42 | 6 | 102 |
| | Total | | 420 | 318 | 38 | 776 | 403 | 105 | 196 | 704 | 823 | 423 | 234 |

| Level | Facility | URBAN | | | | RURAL | | | | TOTAL | | | |
|------------------------------------|-----------------|--------------|--------------|--------------|--------------|---------------|--------------|---------------|---------------|---------------|--------------|---------------|---------------|
| | | Boys | Girls | Mixed | Total | Boys | Girls | Mixed | Total | Boys | Girls | Mixed | Total |
| High Sec. | Govt. Building | 33 | 46 | 13 | 92 | 17 | 7 | 17 | 41 | 50 | 53 | 30 | 133 |
| | Rented Building | | 1 | | 1 | | | | 0 | 0 | 1 | 0 | 1 |
| | No Building | | | | 0 | 1 | | | 1 | 1 | 0 | 0 | 1 |
| | Other Building | 1 | 2 | | 3 | 1 | | | 1 | 2 | 2 | 0 | 4 |
| | Total | 34 | 49 | 13 | 96 | 19 | 7 | 17 | 43 | 53 | 56 | 30 | 139 |
| Grand Total (At all Levels) | | 2,329 | 1,881 | 1,722 | 5,932 | 16,932 | 5,365 | 14,806 | 37,103 | 19,261 | 7,246 | 16,528 | 43,035 |

**TABLE 3.8
PHYSICAL FACILITIES
(CONSTRUCTION)
2001-2002**

Sindh

| Level | Facility | URBAN | | | | RURAL | | | | TOTAL | | | |
|--------------------|--------------|-------|--------|-------|-------|-------|--------|-------|-------|-------|--------|-------|-------|
| | | Male | Female | Mixed | Total | Male | Female | Mixed | Total | Male | Female | Mixed | Total |
| Mosque | Kacha | | | | | | | | | | | | |
| | Pakka | | | | | | | | | | | | |
| | Mixed | | | | | | | | | | | | |
| | Total | | | | | | | | | | | | |
| Primary | Kacha | | | | | | | | | | | | |
| | Pakka | | | | | | | | | | | | |
| | Mixed | | | | | | | | | | | | |
| | Total | | | | | | | | | | | | |
| Middle | Kacha | | | | | | | | | | | | |
| | Pakka | | | | | | | | | | | | |
| | Mixed | | | | | | | | | | | | |
| | Total | | | | | | | | | | | | |
| High | Kacha | | | | | | | | | | | | |
| | Pakka | | | | | | | | | | | | |
| | Mixed | | | | | | | | | | | | |
| | Total | | | | | | | | | | | | |
| High Sec. | Kacha | | | | | | | | | | | | |
| | Pakka | | | | | | | | | | | | |
| | Mixed | | | | | | | | | | | | |
| | Total | | | | | | | | | | | | |
| Grand Total | | | | | | | | | | | | | |

DATA NOT AVAILABLE

TABLE 3.9
PHYSICAL FACILITIES
(Electricity)
2001-2002

Sindh

| Level | Facility | URBAN | | | | RURAL | | | | TOTAL | | | |
|------------------------------------|--------------|--------------|--------------|--------------|--------------|---------------|--------------|---------------|---------------|---------------|--------------|---------------|---------------|
| | | Boys | Girls | Mixed | Total | Boys | Girls | Mixed | Total | Boys | Girls | Mixed | Total |
| Primary | Yes | 699 | 560 | 582 | 1,841 | 2,054 | 708 | 1,537 | 4,299 | 2,753 | 1,268 | 2,119 | 6,140 |
| | No | 654 | 495 | 704 | 1,853 | 11,365 | 2,633 | 10,272 | 24,270 | 12,019 | 3,128 | 10,976 | 26,123 |
| | Missing | 225 | 224 | 340 | 789 | 2,229 | 1,473 | 2,422 | 6,124 | 2,454 | 1,697 | 2,762 | 6,913 |
| | Total | 1,578 | 1,279 | 1,626 | 4,483 | 15,648 | 4,814 | 14,231 | 34,693 | 17,226 | 6,093 | 15,857 | 39,176 |
| Middle | Yes | 134 | 137 | 15 | 286 | 124 | 93 | 58 | 275 | 258 | 230 | 73 | 561 |
| | No | 81 | 48 | 8 | 137 | 457 | 156 | 154 | 767 | 538 | 204 | 162 | 904 |
| | Missing | 82 | 50 | 22 | 154 | 281 | 190 | 150 | 621 | 363 | 240 | 172 | 775 |
| | Total | 297 | 235 | 45 | 577 | 862 | 439 | 362 | 1,663 | 1,159 | 674 | 407 | 2,240 |
| High | Yes | 293 | 240 | 27 | 560 | 263 | 67 | 130 | 460 | 556 | 307 | 157 | 1,020 |
| | No | 35 | 27 | 2 | 64 | 100 | 14 | 47 | 161 | 135 | 41 | 49 | 225 |
| | Missing | 92 | 51 | 9 | 152 | 40 | 24 | 19 | 83 | 132 | 75 | 28 | 235 |
| | Total | 420 | 318 | 38 | 776 | 403 | 105 | 196 | 704 | 823 | 423 | 234 | 1,480 |
| High Sec. | Yes | 26 | 37 | 11 | 74 | 15 | 4 | 12 | 31 | 41 | 41 | 23 | 105 |
| | No | | 1 | 1 | 2 | 3 | 1 | 2 | 6 | 3 | 2 | 3 | 8 |
| | Missing | 8 | 11 | 1 | 20 | 1 | 2 | 3 | 6 | 9 | 13 | 4 | 26 |
| | Total | 34 | 49 | 13 | 96 | 19 | 7 | 17 | 43 | 53 | 56 | 30 | 139 |
| Grand Total (At all Levels) | | 2,329 | 1,881 | 1,722 | 5,932 | 16,932 | 5,365 | 14,806 | 37,103 | 19,261 | 7,246 | 16,528 | 43,035 |

TABLE 3.10
PHYSICAL FACILITIES
(Drinking Water)
2001-2002

Sindh

| Level | Facility | URBAN | | | | RURAL | | | | TOTAL | | | |
|------------------------------------|--------------|--------------|--------------|--------------|--------------|---------------|--------------|---------------|---------------|---------------|--------------|---------------|---------------|
| | | Boys | Girls | Mixed | Total | Boys | Girls | Mixed | Total | Boys | Girls | Mixed | Total |
| Primary | Yes | 808 | 745 | 704 | 2,257 | 4,855 | 1,512 | 3,999 | 10,366 | 5,663 | 2,257 | 4,703 | 12,623 |
| | No | 540 | 300 | 580 | 1,420 | 8,570 | 1,847 | 7,891 | 18,308 | 9,110 | 2,147 | 8,471 | 19,728 |
| | Missing | 230 | 234 | 342 | 806 | 2,223 | 1,455 | 2,341 | 6,019 | 2,453 | 1,689 | 2,683 | 6,825 |
| | Total | 1,578 | 1,279 | 1,626 | 4,483 | 15,648 | 4,814 | 14,231 | 34,693 | 17,226 | 6,093 | 15,857 | 39,176 |
| Middle | Yes | 157 | 154 | 17 | 328 | 246 | 145 | 90 | 481 | 403 | 299 | 107 | 809 |
| | No | 62 | 34 | 5 | 101 | 335 | 101 | 124 | 560 | 397 | 135 | 129 | 661 |
| | Missing | 78 | 47 | 23 | 148 | 281 | 193 | 148 | 622 | 359 | 240 | 171 | 770 |
| | Total | 297 | 235 | 45 | 577 | 862 | 439 | 362 | 1,663 | 1,159 | 674 | 407 | 2,240 |
| High | Yes | 310 | 259 | 25 | 594 | 265 | 65 | 136 | 466 | 575 | 324 | 161 | 1,060 |
| | No | 24 | 14 | 2 | 40 | 98 | 16 | 42 | 156 | 122 | 30 | 44 | 196 |
| | Missing | 86 | 45 | 11 | 142 | 40 | 24 | 18 | 82 | 126 | 69 | 29 | 224 |
| | Total | 420 | 318 | 38 | 776 | 403 | 105 | 196 | 704 | 823 | 423 | 234 | 1,480 |
| High Sec. | Yes | 25 | 35 | 11 | 71 | 15 | 4 | 9 | 28 | 40 | 39 | 20 | 99 |
| | No | 1 | 4 | 1 | 6 | 3 | 1 | 5 | 9 | 4 | 5 | 6 | 15 |
| | Missing | 8 | 10 | 1 | 19 | 1 | 2 | 3 | 6 | 9 | 12 | 4 | 25 |
| | Total | 34 | 49 | 13 | 96 | 19 | 7 | 17 | 43 | 53 | 56 | 30 | 139 |
| Grand Total (At all Levels) | | 2,329 | 1,881 | 1,722 | 5,932 | 16,932 | 5,365 | 14,806 | 37,103 | 19,261 | 7,246 | 16,528 | 43,035 |

TABLE 3.11
PHYSICAL FACILITIES
(Laterine For Students)
2001-2002

Sindh

| Level | Facility | URBAN | | | | RURAL | | | | TOTAL | | | |
|------------------------------------|--------------|--------------|--------------|--------------|--------------|---------------|--------------|---------------|---------------|---------------|--------------|---------------|---------------|
| | | Boys | Girls | Mixed | Total | Boys | Girls | Mixed | Total | Boys | Girls | Mixed | Total |
| Primary | Yes | 883 | 844 | 825 | 2,552 | 4,483 | 1,967 | 3,547 | 9,997 | 5,366 | 2,811 | 4,372 | 12,549 |
| | No | 487 | 226 | 492 | 1,205 | 8,969 | 1,394 | 8,279 | 18,642 | 9,456 | 1,620 | 8,771 | 19,847 |
| | Missing | 208 | 209 | 309 | 726 | 2,196 | 1,453 | 2,405 | 6,054 | 2,404 | 1,662 | 2,714 | 6,780 |
| | Total | 1,578 | 1,279 | 1,626 | 4,483 | 15,648 | 4,814 | 14,231 | 34,693 | 17,226 | 6,093 | 15,857 | 39,176 |
| Middle | Yes | 188 | 173 | 21 | 382 | 262 | 177 | 100 | 539 | 450 | 350 | 121 | 921 |
| | No | 37 | 17 | 1 | 55 | 323 | 70 | 115 | 508 | 360 | 87 | 116 | 563 |
| | Missing | 72 | 45 | 23 | 140 | 277 | 192 | 147 | 616 | 349 | 237 | 170 | 756 |
| | Total | 297 | 235 | 45 | 577 | 862 | 439 | 362 | 1,663 | 1,159 | 674 | 407 | 2,240 |
| High | Yes | 309 | 268 | 26 | 603 | 296 | 73 | 146 | 515 | 605 | 341 | 172 | 1,118 |
| | No | 27 | 11 | 2 | 40 | 67 | 9 | 31 | 107 | 94 | 20 | 33 | 147 |
| | Missing | 84 | 39 | 10 | 133 | 40 | 23 | 19 | 82 | 124 | 62 | 29 | 215 |
| | Total | 420 | 318 | 38 | 776 | 403 | 105 | 196 | 704 | 823 | 423 | 234 | 1,480 |
| High Sec. | Yes | 25 | 37 | 12 | 74 | 14 | 5 | 13 | 32 | 39 | 42 | 25 | 106 |
| | No | 1 | 2 | | 3 | 4 | | 1 | 5 | 5 | 2 | 1 | 8 |
| | Missing | 8 | 10 | 1 | 19 | 1 | 2 | 3 | 6 | 9 | 12 | 4 | 25 |
| | Total | 34 | 49 | 13 | 96 | 19 | 7 | 17 | 43 | 53 | 56 | 30 | 139 |
| Grand Total (At all Levels) | | 2,329 | 1,881 | 1,722 | 5,932 | 16,932 | 5,365 | 14,806 | 37,103 | 19,261 | 7,246 | 16,528 | 43,035 |

TABLE 3.12
PHYSICAL FACILITIES
(BOUNDARY WALL)
2001-2002

Sindh

| Level | Facility | URBAN | | | | RURAL | | | | TOTAL | | | |
|------------------------------------|--------------|--------------|--------------|--------------|--------------|---------------|--------------|---------------|---------------|---------------|--------------|---------------|---------------|
| | | Boys | Girls | Mixed | Total | Boys | Girls | Mixed | Total | Boys | Girls | Mixed | Total |
| Primary | Yes | 948 | 915 | 825 | 2,688 | 4,545 | 2,227 | 3,048 | 9,820 | 5,493 | 3,142 | 3,873 | 12,508 |
| | No | 446 | 163 | 503 | 1,112 | 8,894 | 1,150 | 8,794 | 18,838 | 9,340 | 1,313 | 9,297 | 19,950 |
| | Missing | 184 | 201 | 298 | 683 | 2,209 | 1,437 | 2,389 | 6,035 | 2,393 | 1,638 | 2,687 | 6,718 |
| | Total | 1,578 | 1,279 | 1,626 | 4,483 | 15,648 | 4,814 | 14,231 | 34,693 | 17,226 | 6,093 | 15,857 | 39,176 |
| Middle | Yes | 184 | 163 | 20 | 367 | 270 | 200 | 104 | 574 | 454 | 363 | 124 | 941 |
| | No | 37 | 28 | 3 | 68 | 309 | 47 | 110 | 466 | 346 | 75 | 113 | 534 |
| | Missing | 76 | 44 | 22 | 142 | 283 | 192 | 148 | 623 | 359 | 236 | 170 | 765 |
| | Total | 297 | 235 | 45 | 577 | 862 | 439 | 362 | 1,663 | 1,159 | 674 | 407 | 2,240 |
| High | Yes | 299 | 268 | 25 | 592 | 282 | 78 | 141 | 501 | 581 | 346 | 166 | 1,093 |
| | No | 39 | 10 | 3 | 52 | 81 | 4 | 36 | 121 | 120 | 14 | 39 | 173 |
| | Missing | 82 | 40 | 10 | 132 | 40 | 23 | 19 | 82 | 122 | 63 | 29 | 214 |
| | Total | 420 | 318 | 38 | 776 | 403 | 105 | 196 | 704 | 823 | 423 | 234 | 1,480 |
| High Sec. | Yes | 23 | 39 | 9 | 71 | 10 | 5 | 12 | 27 | 33 | 44 | 21 | 98 |
| | No | 4 | | 3 | 7 | 7 | | 2 | 9 | 11 | 0 | 5 | 16 |
| | Missing | 7 | 10 | 1 | 18 | 2 | 2 | 3 | 7 | 9 | 12 | 4 | 25 |
| | Total | 34 | 49 | 13 | 96 | 19 | 7 | 17 | 43 | 53 | 56 | 30 | 139 |
| Grand Total (At all Levels) | | 2,329 | 1,881 | 1,722 | 5,932 | 16,932 | 5,365 | 14,806 | 37,103 | 19,261 | 7,246 | 16,528 | 43,035 |

N

W

Public Sector Only

F

P

Table 4.1
NUMBER OF SCHOOLS
BY LOCATION, GENDER AND LEVEL
2001-2002

NWFP

| Location | Gender | Elementary | | | | Secondary | Higher Sec. | Total |
|--------------------|--------------|--------------|---------------|--------------|---------------|--------------|-------------|---------------|
| | | Mosque | Primary | Middle | Total | High | | |
| Urban | Boys | 214 | 693 | 100 | 1,007 | 121 | 28 | 1,156 |
| | Girls | | 528 | 73 | 601 | 73 | 23 | 697 |
| | Total | 214 | 1,221 | 173 | 1,608 | 194 | 51 | 1,853 |
| Rural | Boys | 2,978 | 10,970 | 1,225 | 15,173 | 943 | 120 | 16,236 |
| | Girls | | 7,190 | 678 | 7,868 | 199 | 25 | 8,092 |
| | Total | 2,978 | 18,160 | 1,903 | 23,041 | 1,142 | 145 | 24,328 |
| Grand Total | | 3,192 | 19,381 | 2,076 | 23,041 | 1,336 | 196 | 26,181 |

Note: Figure of NWFP (Secondary) are estimated

TABLE 4.2
ENROLMENT
BY STAGE, GENDER AND LOCATION
2001-2002

| | | | | | | | | NWFP | | |
|--------------------------------------|--------------|----------------|----------------|----------------|------------------|------------------|------------------|------------------|------------------|------------------|
| Stage | Class | URBAN | | | RURAL | | | TOTAL | | |
| | | BOYS | GIRLS | TOTAL | BOYS | GIRLS | TOTAL | BOYS | GIRLS | TOTAL |
| Primary | Kachi | 28,989 | 23,024 | 52,013 | 228,963 | 151,931 | 380,894 | 257,952 | 174,955 | 432,907 |
| | Pakki | 25,261 | 18,812 | 44,073 | 201,016 | 124,084 | 325,100 | 226,277 | 142,896 | 369,173 |
| | Class 2 | 26,000 | 18,675 | 44,675 | 196,817 | 115,770 | 312,587 | 222,817 | 134,445 | 357,262 |
| | Class 3 | 24,376 | 18,119 | 42,495 | 169,060 | 95,566 | 264,626 | 193,436 | 113,685 | 307,121 |
| | Class 4 | 24,296 | 18,863 | 43,159 | 161,477 | 89,253 | 250,730 | 185,773 | 108,116 | 293,889 |
| | Class 5 | 24,117 | 16,519 | 40,636 | 148,252 | 70,959 | 219,211 | 172,369 | 87,478 | 259,847 |
| | Total | | 153,039 | 114,012 | 267,051 | 1,105,585 | 647,563 | 1,753,148 | 1,258,624 | 761,575 |
| Middle | Class 6 | 25,229 | 19,359 | 44,588 | 100,652 | 33,239 | 133,891 | 125,881 | 52,598 | 178,479 |
| | Class 7 | 22,571 | 16,751 | 39,322 | 91,440 | 29,033 | 120,473 | 114,011 | 45,784 | 159,795 |
| | Class 8 | 21,720 | 15,693 | 37,413 | 86,319 | 25,851 | 112,170 | 108,039 | 41,544 | 149,583 |
| | Total | 69,520 | 51,803 | 121,323 | 278,411 | 88,123 | 366,534 | 347,931 | 139,926 | 487,857 |
| High | Class 9 | 22,518 | 15,134 | 37,652 | 71,051 | 15,541 | 86,592 | 93,569 | 30,675 | 124,244 |
| | Class 10 | 17,223 | 11,256 | 28,479 | 50,590 | 11,585 | 62,175 | 67,813 | 22,841 | 90,654 |
| | Total | 39,741 | 26,390 | 66,131 | 121,641 | 27,126 | 148,767 | 161,382 | 53,516 | 214,898 |
| Higher Sec. | Class 11 | 1,207 | 965 | 2,172 | 6,004 | 1,319 | 7,323 | 7,211 | 2,284 | 9,495 |
| | Class 12 | 1,119 | 797 | 1,916 | 5,703 | 1,134 | 6,837 | 6,822 | 1,931 | 8,753 |
| | Total | 2,326 | 1,762 | 4,088 | 11,707 | 2,453 | 14,160 | 14,033 | 4,215 | 18,248 |
| Grand Total (Classes 1 to 12) | | 264,626 | 193,967 | 458,593 | 1,517,344 | 765,265 | 2,282,609 | 1,781,970 | 959,232 | 2,741,202 |

Note: Figures of NWFP(Secondary) are estimated

TABLE 4.3
ENROLMENT
BY LEVEL, GENDER AND LOCATION
2001-2002

NWFP

| Level | Class | URBAN | | | RURAL | | | TOTAL | | |
|---------|--------------|---------------|----------------|----------------|----------------|------------------|----------------|------------------|------------------|----------------|
| | | Boys | Girls | Total | Boys | Girls | Total | Boys | Girls | Total |
| Mosque | Kachi | 2,581 | 630 | 3,211 | 25,250 | 8,685 | 33,935 | 27,831 | 9,315 | 37,146 |
| | Pakki | 2,144 | 489 | 2,633 | 20,221 | 6,598 | 26,819 | 22,365 | 7,087 | 29,452 |
| | Class 2 | 1,886 | 395 | 2,281 | 18,617 | 5,740 | 24,357 | 20,503 | 6,135 | 26,638 |
| | Class 3 | 1,486 | 321 | 1,807 | 13,785 | 3,914 | 17,699 | 15,271 | 4,235 | 19,506 |
| | Class 4 | 866 | 127 | 993 | 8,027 | 1,955 | 9,982 | 8,893 | 2,082 | 10,975 |
| | Class 5 | 341 | 38 | 379 | 2,765 | 635 | 3,400 | 3,106 | 673 | 3,779 |
| | Total | | 9,304 | 2,000 | 11,304 | 88,665 | 27,527 | 116,192 | 97,969 | 29,527 |
| Primary | Kachi | 26,408 | 22,394 | 48,802 | 203,713 | 143,246 | 346,959 | 230,121 | 165,640 | 395,761 |
| | Pakki | 23,117 | 18,323 | 41,440 | 180,795 | 117,486 | 298,281 | 203,912 | 135,809 | 339,721 |
| | Class 2 | 24,114 | 18,280 | 42,394 | 178,200 | 110,030 | 288,230 | 202,314 | 128,310 | 330,624 |
| | Class 3 | 22,890 | 17,798 | 40,688 | 155,275 | 91,652 | 246,927 | 178,165 | 109,450 | 287,615 |
| | Class 4 | 23,430 | 18,736 | 42,166 | 153,450 | 87,298 | 240,748 | 176,880 | 106,034 | 282,914 |
| | Class 5 | 23,776 | 16,481 | 40,257 | 145,487 | 70,324 | 215,811 | 169,263 | 86,805 | 256,068 |
| | Total | | 143,735 | 112,012 | 255,747 | 1,016,920 | 620,036 | 1,636,956 | 1,160,655 | 732,048 |
| Middle | Class 6 | 6,213 | 3,669 | 9,882 | 37,158 | 16,402 | 53,560 | 43,371 | 20,071 | 63,442 |
| | Class 7 | 4,951 | 3,034 | 7,985 | 31,141 | 13,962 | 45,103 | 36,092 | 16,996 | 53,088 |
| | Class 8 | 3,986 | 2,665 | 6,651 | 26,990 | 11,343 | 38,333 | 30,976 | 14,008 | 44,984 |
| | Total | 15,150 | 9,368 | 24,518 | 95,289 | 41,707 | 136,996 | 110,439 | 51,075 | 161,514 |
| High | Class 6 | 14,152 | 11,145 | 25,297 | 53,867 | 13,593 | 67,460 | 68,019 | 24,738 | 92,757 |
| | Class 7 | 13,061 | 9,727 | 22,788 | 51,211 | 12,173 | 63,384 | 64,272 | 21,900 | 86,172 |
| | Class 8 | 13,274 | 9,160 | 22,434 | 49,474 | 11,614 | 61,088 | 62,748 | 20,774 | 83,522 |
| | Class 9 | 16,368 | 10,242 | 26,610 | 59,022 | 12,402 | 71,424 | 75,390 | 22,644 | 98,034 |
| | Class 10 | 12,450 | 7,554 | 20,004 | 41,137 | 9,052 | 50,189 | 53,587 | 16,606 | 70,193 |
| | Total | 69,305 | 47,828 | 117,133 | 254,711 | 58,834 | 313,545 | 324,016 | 106,662 | 430,678 |

| Level | Class | URBAN | | | RURAL | | | TOTAL | | |
|------------------------------------|----------|----------------|----------------|----------------|------------------|----------------|------------------|------------------|----------------|------------------|
| | | Boys | Girls | Total | Boys | Girls | Total | Boys | Girls | Total |
| Higher Sec. | Class 6 | 4,864 | 4,545 | 9,409 | 9,627 | 3,244 | 12,871 | 14,491 | 7,789 | 22,280 |
| | Class 7 | 4,559 | 3,990 | 8,549 | 9,088 | 2,898 | 11,986 | 13,647 | 6,888 | 20,535 |
| | Class 8 | 4,460 | 3,868 | 8,328 | 9,855 | 2,894 | 12,749 | 14,315 | 6,762 | 21,077 |
| | Class 9 | 6,150 | 4,892 | 11,042 | 12,029 | 3,139 | 15,168 | 18,179 | 8,031 | 26,210 |
| | Class 10 | 4,773 | 3,702 | 8,475 | 9,453 | 2,533 | 11,986 | 14,226 | 6,235 | 20,461 |
| | Class 11 | 1,207 | 965 | 2,172 | 6,004 | 1,319 | 7,323 | 7,211 | 2,284 | 9,495 |
| | Class 12 | 1,119 | 797 | 1,916 | 5,703 | 1,134 | 6,837 | 6,822 | 1,931 | 8,753 |
| | Total | | 27,132 | 22,759 | 49,891 | 61,759 | 17,161 | 78,920 | 88,891 | 39,920 |
| Grand Total (At all Levels) | | 264,626 | 193,967 | 458,593 | 1,517,344 | 765,265 | 2,282,609 | 1,781,970 | 959,232 | 2,741,202 |

Note: Figures of NWFP (Secondary) are estimated

TABLE 4.4
NUMBER OF TEACHERS
BY LEVEL, GENDER, LOCATION AND PROFESSIONAL QUALIFICATION
2001-2002

NWFP

| Level | Professional Qualification | URBAN | | | RURAL | | | TOTAL | | |
|------------------------------------|----------------------------|---------------|--------------|---------------|---------------|---------------|---------------|---------------|---------------|---------------|
| | | Male | Female | Total | Male | Female | Total | Male | Female | Total |
| Mosque | P.T.C. | 225 | | 225 | 2,574 | | 2,574 | 2,799 | | 2,799 |
| | C.T. | 103 | | 103 | 795 | | 795 | 898 | | 898 |
| | B.Ed. | 43 | | 43 | 235 | | 235 | 278 | | 278 |
| | M.Ed. | 3 | | 3 | 18 | | 18 | 21 | | 21 |
| | Untrained | 13 | | 13 | 73 | | 73 | 86 | | 86 |
| | Total | | 387 | | 387 | 3,695 | | 3,695 | 4,082 | |
| Primary | P.T.C. | 2,395 | 2,420 | 4,815 | 21,210 | 13,447 | 34,657 | 23,605 | 15,867 | 39,472 |
| | C.T. | 1,422 | 359 | 1,781 | 9,101 | 1,423 | 10,524 | 10,523 | 1,782 | 12,305 |
| | B.Ed. | 501 | 154 | 655 | 2,887 | 478 | 3,365 | 3,388 | 632 | 4,020 |
| | M.Ed. | 71 | 9 | 80 | 265 | 37 | 302 | 336 | 46 | 382 |
| | Untrained | 47 | 30 | 77 | 299 | 455 | 754 | 346 | 485 | 831 |
| | Total | | 4,436 | 2,972 | 7,408 | 33,762 | 15,840 | 49,602 | 38,198 | 18,812 |
| Middle | C.T. | 988 | 717 | 1,705 | 6,475 | 3,346 | 9,821 | 7,463 | 4,063 | 11,526 |
| | Total | 988 | 717 | 1,705 | 6,475 | 3,346 | 9,821 | 7,463 | 4,063 | 11,526 |
| High | C.T. | 3,479 | 1,627 | 5,106 | 13,252 | 2,182 | 15,434 | 16,731 | 3,809 | 20,540 |
| | Total | 3,479 | 1,627 | 5,106 | 13,252 | 2,182 | 15,434 | 16,731 | 3,809 | 20,540 |
| Higher Sec. | C.T. | 1,773 | 575 | 2,348 | 2,541 | 254 | 2,795 | 4,314 | 829 | 5,143 |
| | Total | 1,773 | 575 | 2,348 | 2,541 | 254 | 2,795 | 4,314 | 829 | 5,143 |
| Grand Total (At all Levels) | | 11,063 | 5,891 | 16,954 | 59,725 | 21,622 | 81,347 | 70,788 | 27,513 | 98,301 |

Note: Figures of NWFP (Secondary) are estimated

TABLE 5 4.5
 Number of Teachers
 BY LEVEL, GENDER, LOCATION & ACADEMIC QUALIFICATION
 2001-2002

NWFP

| Level | Academic Qualification | URBAN | | | RURAL | | | TOTAL | | |
|-----------|------------------------|-------|--------|-------|-------|--------|-------|-------|--------|-------|
| | | Male | Female | Total | Male | Female | Total | Male | Female | Total |
| Primary | Matric | | | | | | | | | |
| | F.A/ F.Sc. | | | | | | | | | |
| | B.A/ B.Sc. | | | | | | | | | |
| | M.A/ M.Sc. | | | | | | | | | |
| | Others | | | | | | | | | |
| | Total | | | | | | | | | |
| Middle | Matric | | | | | | | | | |
| | F.A/ F.Sc. | | | | | | | | | |
| | B.A/ B.Sc. | | | | | | | | | |
| | M.A/ M.Sc. | | | | | | | | | |
| | Others | | | | | | | | | |
| | Total | | | | | | | | | |
| High | Matric | | | | | | | | | |
| | F.A/ F.Sc. | | | | | | | | | |
| | B.A/ B.Sc. | | | | | | | | | |
| | M.A/ M.Sc. | | | | | | | | | |
| | Others | | | | | | | | | |
| | Total | | | | | | | | | |
| High Sec. | Matric | | | | | | | | | |
| | F.A/ F.Sc. | | | | | | | | | |
| | B.A/ B.Sc. | | | | | | | | | |
| | M.A/ M.Sc. | | | | | | | | | |
| | Others | | | | | | | | | |
| | Total | | | | | | | | | |

Grand Total (At All Levels)

TABLE 4.6
PHYSICAL FACILITIES
(BUILDING)
2001-2002

| | | NWFP | | | | | | | | | | | |
|------------------------------------|--------------|--------------|------------|-------|--------------|---------------|--------------|-------|---------------|---------------|--------------|----------|---------------|
| Level | Facility | URBAN | | | | RURAL | | | | TOTAL | | | |
| | | Boys | Girls | Mixed | Total | Boys | Girls | Mixed | Total | Boys | Girls | Mixed | Total |
| Mosque | Yes | 102 | | | 102 | 1,233 | | | 1,233 | 1,335 | 0 | 0 | 1,335 |
| | No | 96 | | | 96 | 1,540 | | | 1,540 | 1,636 | 0 | 0 | 1,636 |
| | Missing | 16 | | | 16 | 205 | | | 205 | 221 | 0 | 0 | 221 |
| | Total | 214 | | | 214 | 2,978 | | | 2,978 | 3,192 | 0 | 0 | 3,192 |
| Primary | Yes | 665 | 508 | | 1,173 | 10,698 | 6,921 | | 17,619 | 11,363 | 7,429 | 0 | 18,792 |
| | No | 24 | 14 | | 38 | 222 | 88 | | 310 | 246 | 102 | 0 | 348 |
| | Missing | 4 | 6 | | 10 | 50 | 181 | | 231 | 54 | 187 | 0 | 241 |
| | Total | 693 | 528 | | 1,221 | 10,970 | 7,190 | | 18,160 | 11,663 | 7,718 | 0 | 19,381 |
| Middle | Missing | 100 | 73 | | 173 | 1,225 | 678 | | 1,903 | 1,325 | 751 | 0 | 2,076 |
| | Total | 100 | 73 | | 173 | 1,225 | 678 | | 1,903 | 1,325 | 751 | 0 | 2,076 |
| High | Missing | 121 | 73 | | 194 | 943 | 199 | | 1,142 | 1,064 | 272 | 0 | 1,336 |
| | Total | 121 | 73 | | 194 | 943 | 199 | | 1,142 | 1,064 | 272 | 0 | 1,336 |
| Higher Sec. | Missing | 28 | 23 | | 51 | 120 | 25 | | 145 | 148 | 48 | 0 | 196 |
| | Total | 28 | 23 | | 51 | 120 | 25 | | 145 | 148 | 48 | 0 | 196 |
| Grand Total (At all Levels) | | 1,156 | 697 | | 1,853 | 16,236 | 8,092 | | 24,328 | 17,392 | 8,789 | 0 | 26,181 |

TABLE 4.7
PHYSICAL FACILITIES
(OWNERSHIP)
2001-2002

NWFP

| Level | Facility | URBAN | | | | RURAL | | | | TOTAL | | | |
|------------------------------------|-----------------|--------------|------------|------------|--------------|---------------|---------------|--------------|---------------|---------------|---------------|--------------|---------------|
| | | Boys | Girls | Mixed | Total | Boys | Girls | Mixed | Total | Boys | Girls | Mixed | Total |
| Mosque | Govt. Building | | | | 0 | 2 | | | 2 | 2 | 0 | 0 | 2 |
| | Rented Building | 43 | | | 43 | 328 | | | 328 | 371 | 0 | 0 | 371 |
| | No Building | 96 | | | 96 | 1,540 | | | 1,540 | 1,636 | 0 | 0 | 1,636 |
| | Other Building | 58 | | | 58 | 909 | | | 909 | 967 | 0 | 0 | 967 |
| | Missing | 17 | | | 17 | 199 | | | 199 | 216 | 0 | 0 | 216 |
| | Total | | 214 | | | 214 | 2,978 | | | 2,978 | 3,192 | 0 | 0 |
| Primary | Govt. Building | 586 | 412 | | 998 | 10,469 | 6,677 | | 17,146 | 11,055 | 7,089 | 0 | 18,144 |
| | Rented Building | 57 | 90 | | 147 | 197 | 246 | | 443 | 254 | 336 | 0 | 590 |
| | No Building | 24 | 14 | | 38 | 222 | 88 | | 310 | 246 | 102 | 0 | 348 |
| | Other Building | 23 | 8 | | 31 | 40 | 40 | | 80 | 63 | 48 | 0 | 111 |
| | Missing | 3 | 4 | | 7 | 42 | 139 | | 181 | 45 | 143 | 0 | 188 |
| | Total | | 693 | 528 | | 1,221 | 10,970 | 7,190 | | 18,160 | 11,663 | 7,718 | 0 |
| Middle | Missing | 100 | 73 | | 173 | 1,225 | 678 | | 1,903 | 1,325 | 751 | 0 | 2,076 |
| | Total | 100 | 73 | | 173 | 1,225 | 678 | | 1,903 | 1,325 | 751 | 0 | 2,076 |
| High | Missing | 121 | 73 | | 194 | 943 | 199 | | 1,142 | 1,064 | 272 | 0 | 1,336 |
| | Total | 121 | 73 | | 194 | 943 | 199 | | 1,142 | 1,064 | 272 | 0 | 1,336 |
| High Sec. | Missing | 28 | 23 | | 51 | 120 | 25 | | 145 | 148 | 48 | 0 | 196 |
| | Total | 28 | 23 | | 51 | 120 | 25 | | 145 | 148 | 48 | 0 | 196 |
| Grand Total (At all Levels) | | 1,156 | 697 | | 1,853 | 16,236 | 8,092 | | 24,328 | 17,392 | 8,789 | 0 | 26,181 |

TABLE 4.8
PHYSICAL FACILITIES
(CONSTRUCTION)
2001-2002

| | | | | | | | | | | NWFP | | | |
|------------------------------------|----------|--------------|------------|-------|--------------|---------------|--------------|-------|---------------|---------------|--------------|----------|---------------|
| Level | Facility | URBAN | | | | RURAL | | | | TOTAL | | | |
| | | Boys | Girls | Mixed | Total | Boys | Girls | Mixed | Total | Boys | Girls | Mixed | Total |
| Mosque | Missing | 214 | | | 214 | 2,978 | | | 2,978 | 3,192 | 0 | 0 | 3,192 |
| | Total | 214 | | | 214 | 2,978 | | | 2,978 | 3,192 | 0 | 0 | 3,192 |
| Primary | Missing | 693 | 528 | | 1,221 | 10,970 | 7,190 | | 18,160 | 11,663 | 7,718 | 0 | 19,381 |
| | Total | 693 | 528 | | 1,221 | 10,970 | 7,190 | | 18,160 | 11,663 | 7,718 | 0 | 19,381 |
| Middle | Pakka | 97 | 72 | | 169 | 1,213 | 673 | | 1,886 | 1,310 | 745 | 0 | 2,055 |
| | Kacha | | | | 0 | 2 | | | 2 | 2 | 0 | 0 | 2 |
| | Mixed | 3 | 1 | | 4 | 10 | 5 | | 15 | 13 | 6 | 0 | 19 |
| | Total | 100 | 73 | | 173 | 1,225 | 678 | | 1,903 | 1,325 | 751 | 0 | 2,076 |
| High | Pakka | 113 | 72 | | 185 | 910 | 197 | | 1,107 | 1,023 | 269 | 0 | 1,292 |
| | Kacha | | | | 0 | 1 | | | 1 | 1 | 0 | 0 | 1 |
| | Mixed | 8 | 1 | | 9 | 32 | 2 | | 34 | 40 | 3 | 0 | 43 |
| | Total | 121 | 73 | | 194 | 943 | 199 | | 1,142 | 1,064 | 272 | 0 | 1,336 |
| High Sec. | Pakka | 24 | 23 | | 47 | 112 | 23 | | 135 | 136 | 46 | 0 | 182 |
| | Mixed | 4 | | | 4 | 8 | 2 | | 10 | 12 | 2 | 0 | 14 |
| | Total | 28 | 23 | | 51 | 120 | 25 | | 145 | 148 | 48 | 0 | 196 |
| Grand Total (At all Levels) | | 1,156 | 697 | | 1,853 | 16,236 | 8,092 | | 24,328 | 17,392 | 8,789 | 0 | 26,181 |

Note 2: Figures of NWFP(Secondary) are estimated

TABLE 4.9
PHYSICAL FACILITIES
(Electricity)
2001-2002

NWFP

| Level | Facility | URBAN | | | | RURAL | | | | TOTAL | | | |
|------------------------------------|--------------|--------------|------------|-------|--------------|---------------|--------------|-------|---------------|---------------|--------------|----------|---------------|
| | | Boys | Girls | Mixed | Total | Boys | Girls | Mixed | Total | Boys | Girls | Mixed | Total |
| Mosque | Yes | 99 | | | 99 | 587 | | | 587 | 686 | 0 | 0 | 686 |
| | No | 81 | | | 81 | 2,073 | | | 2,073 | 2,154 | 0 | 0 | 2,154 |
| | Missing | 34 | | | 34 | 318 | | | 318 | 352 | 0 | 0 | 352 |
| | Total | 214 | | | 214 | 2,978 | | | 2,978 | 3,192 | 0 | 0 | 3,192 |
| Primary | Yes | 462 | 309 | | 771 | 3,107 | 2,172 | | 5,279 | 3,569 | 2,481 | 0 | 6,050 |
| | No | 222 | 200 | | 422 | 7,525 | 4,454 | | 11,979 | 7,747 | 4,654 | 0 | 12,401 |
| | Missing | 9 | 19 | | 28 | 338 | 564 | | 902 | 347 | 583 | 0 | 930 |
| | Total | 693 | 528 | | 1,221 | 10,970 | 7,190 | | 18,160 | 11,663 | 7,718 | 0 | 19,381 |
| Middle | Yes | 87 | 57 | | 144 | 546 | 416 | | 962 | 633 | 473 | 0 | 1,106 |
| | No | 13 | 16 | | 29 | 679 | 262 | | 941 | 692 | 278 | 0 | 970 |
| | Total | 100 | 73 | | 173 | 1,225 | 678 | | 1,903 | 1,325 | 751 | 0 | 2,076 |
| High | Yes | 120 | 73 | | 193 | 726 | 175 | | 901 | 846 | 248 | 0 | 1,094 |
| | No | 1 | | | 1 | 217 | 24 | | 241 | 218 | 24 | 0 | 242 |
| | Total | 121 | 73 | | 194 | 943 | 199 | | 1,142 | 1,064 | 272 | 0 | 1,336 |
| High Sec. | Yes | 28 | 23 | | 51 | 105 | 25 | | 130 | 133 | 48 | 0 | 181 |
| | No | | | | 0 | 15 | | | 15 | 15 | 0 | 0 | 15 |
| | Total | 28 | 23 | | 51 | 120 | 25 | | 145 | 148 | 48 | 0 | 196 |
| Grand Total (At all Levels) | | 1,156 | 697 | | 1,853 | 16,236 | 8,092 | | 24,328 | 17,392 | 8,789 | 0 | 26,181 |

Note: Figures of NWFP(Secondary) are estimated

TABLE 4.10
PHYSICAL FACILITIES
(Drinking Water)
2001-2002

NWFP

| Level | Facility | URBAN | | | | RURAL | | | | TOTAL | | | |
|------------------------------------|--------------|--------------|------------|-------|--------------|---------------|--------------|-------|---------------|---------------|--------------|----------|---------------|
| | | Boys | Girls | Mixed | Total | Boys | Girls | Mixed | Total | Boys | Girls | Mixed | Total |
| Mosque | Yes | 97 | | | 97 | 708 | | | 708 | 805 | 0 | 0 | 805 |
| | No | 84 | | | 84 | 1,947 | | | 1,947 | 2,031 | 0 | 0 | 2,031 |
| | Missing | 33 | | | 33 | 323 | | | 323 | 356 | 0 | 0 | 356 |
| | Total | 214 | | | 214 | 2,978 | | | 2,978 | 3,192 | 0 | 0 | 3,192 |
| Primary | Yes | 471 | 363 | | 834 | 4,114 | 3,215 | | 7,329 | 4,585 | 3,578 | 0 | 8,163 |
| | No | 212 | 137 | | 349 | 6,492 | 3,389 | | 9,881 | 6,704 | 3,526 | 0 | 10,230 |
| | Missing | 10 | 28 | | 38 | 364 | 586 | | 950 | 374 | 614 | 0 | 988 |
| | Total | 693 | 528 | | 1,221 | 10,970 | 7,190 | | 18,160 | 11,663 | 7,718 | 0 | 19,381 |
| Middle | Yes | 88 | 57 | | 145 | 655 | 543 | | 1,198 | 743 | 600 | 0 | 1,343 |
| | No | 12 | 16 | | 28 | 570 | 135 | | 705 | 582 | 151 | 0 | 733 |
| | Total | 100 | 73 | | 173 | 1,225 | 678 | | 1,903 | 1,325 | 751 | 0 | 2,076 |
| High | Yes | 118 | 72 | | 190 | 750 | 186 | | 936 | 868 | 258 | 0 | 1,126 |
| | No | 3 | 1 | | 4 | 193 | 13 | | 206 | 196 | 14 | 0 | 210 |
| | Total | 121 | 73 | | 194 | 943 | 199 | | 1,142 | 1,064 | 272 | 0 | 1,336 |
| High Sec. | Yes | 28 | 23 | | 51 | 105 | 25 | | 130 | 133 | 48 | 0 | 181 |
| | No | | | | 0 | 15 | | | 15 | 15 | 0 | 0 | 15 |
| | Total | 28 | 23 | | 51 | 120 | 25 | | 145 | 148 | 48 | 0 | 196 |
| Grand Total (At all Levels) | | 1,156 | 697 | | 1,853 | 16,236 | 8,092 | | 24,328 | 17,392 | 8,789 | 0 | 26,181 |

Note: Figures of NWFP(Secondary) are estimated

TABLE 4.11
PHYSICAL FACILITIES
(Laterine For Students)
2001-2002

NWFP

| Level | Facility | URBAN | | | | RURAL | | | | TOTAL | | | |
|------------------------------------|--------------|--------------|------------|-------|--------------|---------------|--------------|-------|---------------|---------------|--------------|----------|---------------|
| | | Boys | Girls | Mixed | Total | Boys | Girls | Mixed | Total | Boys | Girls | Mixed | Total |
| Mosque | Yes | 55 | | | 55 | 293 | | | 293 | 348 | 0 | 0 | 348 |
| | No | 126 | | | 126 | 2,353 | | | 2,353 | 2,479 | 0 | 0 | 2,479 |
| | Missing | 33 | | | 33 | 332 | | | 332 | 365 | 0 | 0 | 365 |
| | Total | 214 | | | 214 | 2,978 | | | 2,978 | 3,192 | 0 | 0 | 3,192 |
| Primary | Yes | 509 | 470 | | 979 | 5,003 | 5,522 | | 10,525 | 5,512 | 5,992 | 0 | 11,504 |
| | No | 174 | 40 | | 214 | 5,662 | 1,168 | | 6,830 | 5,836 | 1,208 | 0 | 7,044 |
| | Missing | 10 | 18 | | 28 | 305 | 500 | | 805 | 315 | 518 | 0 | 833 |
| | Total | 693 | 528 | | 1,221 | 10,970 | 7,190 | | 18,160 | 11,663 | 7,718 | 0 | 19,381 |
| Middle | Missing | 100 | 73 | | 173 | 1,225 | 678 | | 1,903 | 1,325 | 751 | 0 | 2,076 |
| | Total | 100 | 73 | | 173 | 1,225 | 678 | | 1,903 | 1,325 | 751 | 0 | 2,076 |
| High | Missing | 121 | 73 | | 194 | 943 | 199 | | 1,142 | 1,064 | 272 | 0 | 1,336 |
| | Total | 121 | 73 | | 194 | 943 | 199 | | 1,142 | 1,064 | 272 | 0 | 1,336 |
| High Sec. | Missing | 28 | 23 | | 51 | 120 | 25 | | 145 | 148 | 48 | 0 | 196 |
| | Total | 28 | 23 | | 51 | 120 | 25 | | 145 | 148 | 48 | 0 | 196 |
| Grand Total (At all Levels) | | 1,156 | 697 | | 1,853 | 16,236 | 8,092 | | 24,328 | 17,392 | 8,789 | 0 | 26,181 |

TABLE 4.12
PHYSICAL FACILITIES
(BOUNDRY WALL)
2001-2002

NWFP

| Level | Facility | URBAN | | | | RURAL | | | | TOTAL | | | |
|------------------------------------|--------------|--------------|------------|-------|--------------|---------------|--------------|-------|---------------|---------------|--------------|----------|---------------|
| | | Boys | Girls | Mixed | Total | Boys | Girls | Mixed | Total | Boys | Girls | Mixed | Total |
| Mosque | Yes | 106 | | | 106 | 487 | | | 487 | 593 | 0 | 0 | 593 |
| | No | 75 | | | 75 | 2,165 | | | 2,165 | 2,240 | 0 | 0 | 2,240 |
| | Missing | 33 | | | 33 | 326 | | | 326 | 359 | 0 | 0 | 359 |
| | Total | 214 | | | 214 | 2,978 | | | 2,978 | 3,192 | 0 | 0 | 3,192 |
| Primary | Yes | 483 | 497 | | 980 | 4,085 | 5,922 | | 10,007 | 4,568 | 6,419 | 0 | 10,987 |
| | No | 200 | 21 | | 221 | 6,592 | 875 | | 7,467 | 6,792 | 896 | 0 | 7,688 |
| | Missing | 10 | 10 | | 20 | 293 | 393 | | 686 | 303 | 403 | 0 | 706 |
| | Total | 693 | 528 | | 1,221 | 10,970 | 7,190 | | 18,160 | 11,663 | 7,718 | 0 | 19,381 |
| Middle | Yes | 87 | 69 | | 156 | 458 | 634 | | 1,092 | 545 | 703 | 0 | 1,248 |
| | No | 13 | 4 | | 17 | 767 | 44 | | 811 | 780 | 48 | 0 | 828 |
| | Total | 100 | 73 | | 173 | 1,225 | 678 | | 1,903 | 1,325 | 751 | 0 | 2,076 |
| High | Yes | 113 | 69 | | 182 | 564 | 195 | | 759 | 677 | 264 | 0 | 941 |
| | No | 8 | 4 | | 12 | 379 | 4 | | 383 | 387 | 8 | 0 | 395 |
| | Total | 121 | 73 | | 194 | 943 | 199 | | 1,142 | 1,064 | 272 | 0 | 1,336 |
| High Sec. | Yes | 28 | 23 | | 51 | 95 | 24 | | 119 | 123 | 47 | 0 | 170 |
| | No | | | | 0 | 25 | 1 | | 26 | 25 | 1 | 0 | 26 |
| | Total | 28 | 23 | | 51 | 120 | 25 | | 145 | 148 | 48 | 0 | 196 |
| Grand Total (At all Levels) | | 1,156 | 697 | | 1,853 | 16,236 | 8,092 | | 24,328 | 17,392 | 8,789 | 0 | 26,181 |

Note: Figures of NWFP(Secondary) are estimated

**B
A
L
O
C
H
I
S
T
A
N**

Public Sector Only

Table 5.1
NUMBER OF SCHOOLS
BY LOCATION, GENDER AND LEVEL
2001-2002

Balochistan

| Location | Gender | Elementary | | | | Secondary | Higher Sec. | Total |
|--------------------|--------------|------------|--------------|------------|--------------|------------|-------------|---------------|
| | | Mosque | Primary | Middle | Total | High | | |
| Urban | Boys | 101 | 668 | 86 | 855 | 140 | | 995 |
| | Girls | | 276 | 48 | 324 | 81 | | 405 |
| | Total | 101 | 944 | 134 | 1,179 | 221 | | 1,400 |
| Rural | Boys | 720 | 5,822 | 446 | 6,988 | 242 | | 7,230 |
| | Girls | | 2,326 | 116 | 2,442 | 20 | | 2,462 |
| | Total | 720 | 8,148 | 562 | 9,430 | 262 | | 9,692 |
| Grand Total | | 821 | 9,092 | 696 | 9,430 | 483 | | 11,092 |

Note: Figure are estimated

TABLE 5.2
ENROLMENT
BY STAGE, GENDER AND LOCATION
2001-2002

| | | Balochistan | | | | | | | | |
|--------------------------------------|--------------|--------------------|----------------|----------------|----------------|----------------|----------------|----------------|----------------|----------------|
| Stage | Class | URBAN | | | RURAL | | | TOTAL | | |
| | | BOYS | GIRLS | TOTAL | BOYS | GIRLS | TOTAL | BOYS | GIRLS | TOTAL |
| Primary | Kachi | 36,859 | 20,076 | 56,935 | 110,326 | 63,552 | 173,878 | 147,185 | 83,628 | 230,813 |
| | Pakki | 23,712 | 13,843 | 37,555 | 53,727 | 34,284 | 88,011 | 77,439 | 48,127 | 125,566 |
| | Class 2 | 19,092 | 12,274 | 31,366 | 36,202 | 22,995 | 59,197 | 55,294 | 35,269 | 90,563 |
| | Class 3 | 16,666 | 10,544 | 27,210 | 27,124 | 16,653 | 43,777 | 43,790 | 27,197 | 70,987 |
| | Class 4 | 15,240 | 9,795 | 25,035 | 22,128 | 12,880 | 35,008 | 37,368 | 22,675 | 60,043 |
| | Class 5 | 12,810 | 8,697 | 21,507 | 16,998 | 9,243 | 26,241 | 29,808 | 17,940 | 47,748 |
| | Total | | 124,379 | 75,229 | 199,608 | 266,505 | 159,807 | 426,112 | 390,884 | 234,836 |
| Middle | Class 6 | 13,798 | 8,425 | 22,223 | 10,634 | 3,243 | 13,877 | 24,432 | 11,668 | 36,100 |
| | Class 7 | 10,518 | 6,827 | 17,345 | 8,543 | 2,640 | 11,183 | 19,061 | 9,467 | 28,528 |
| | Class 8 | 9,711 | 6,190 | 15,901 | 7,738 | 2,040 | 9,778 | 17,449 | 8,230 | 25,679 |
| | Total | 34,027 | 21,442 | 55,469 | 26,915 | 7,923 | 34,838 | 60,942 | 29,365 | 90,307 |
| High | Class 9 | 7,873 | 5,043 | 12,916 | 4,407 | 794 | 5,201 | 12,280 | 5,837 | 18,117 |
| | Class 10 | 6,682 | 3,847 | 10,529 | 3,802 | 453 | 4,255 | 10,484 | 4,300 | 14,784 |
| | Total | 14,555 | 8,890 | 23,445 | 8,209 | 1,247 | 9,456 | 22,764 | 10,137 | 32,901 |
| Grand Total (Classes 1 to 12) | | 172,961 | 105,561 | 278,522 | 301,629 | 168,777 | 470,406 | 474,590 | 274,338 | 748,928 |

Note: Figures are estimated

TABLE 5.3
ENROLMENT
BY LEVEL, GENDER AND LOCATION
2001-2002

| | | Balochistan | | | | | | | | |
|--------------|--------------|--------------------|---------------|---------------|----------------|----------------|----------------|----------------|----------------|----------------|
| Level | Class | URBAN | | | RURAL | | | TOTAL | | |
| | | Boys | Girls | Total | Boys | Girls | Total | Boys | Girls | Total |
| Mosque | Kachi | 2,325 | 340 | 2,665 | 8,060 | 2,044 | 10,104 | 10,385 | 2,384 | 12,769 |
| | Pakki | 1,182 | 114 | 1,296 | 3,910 | 881 | 4,791 | 5,092 | 995 | 6,087 |
| | Class 2 | 926 | 86 | 1,012 | 2,483 | 428 | 2,911 | 3,409 | 514 | 3,923 |
| | Class 3 | 687 | 55 | 742 | 1,741 | 227 | 1,968 | 2,428 | 282 | 2,710 |
| | Class 4 | 446 | 18 | 464 | 1,322 | 190 | 1,512 | 1,768 | 208 | 1,976 |
| | Class 5 | 352 | 16 | 368 | 911 | 130 | 1,041 | 1,263 | 146 | 1,409 |
| | Total | | 5,918 | 629 | 6,547 | 18,427 | 3,900 | 22,327 | 24,345 | 4,529 |
| Primary | Kachi | 21,630 | 10,088 | 31,718 | 81,999 | 55,641 | 137,640 | 103,629 | 65,729 | 169,358 |
| | Pakki | 12,720 | 6,323 | 19,043 | 37,949 | 29,879 | 67,828 | 50,669 | 36,202 | 86,871 |
| | Class 2 | 9,902 | 4,812 | 14,714 | 24,541 | 19,773 | 44,314 | 34,443 | 24,585 | 59,028 |
| | Class 3 | 8,008 | 4,010 | 12,018 | 17,516 | 14,093 | 31,609 | 25,524 | 18,103 | 43,627 |
| | Class 4 | 6,896 | 3,021 | 9,917 | 13,443 | 10,452 | 23,895 | 20,339 | 13,473 | 33,812 |
| | Class 5 | 5,136 | 2,345 | 7,481 | 9,633 | 7,090 | 16,723 | 14,769 | 9,435 | 24,204 |
| | Class 6 | | 6 | 6 | | 28 | 28 | | 34 | 34 |
| | Class 7 | | 10 | 10 | | 9 | 9 | | 19 | 19 |
| Total | | 64,292 | 30,615 | 94,907 | 185,081 | 136,965 | 322,046 | 249,373 | 167,580 | 416,953 |
| Middle | Kachi | 4,633 | 2,918 | 7,551 | 12,176 | 4,688 | 16,864 | 16,809 | 7,606 | 24,415 |
| | Pakki | 3,257 | 1,908 | 5,165 | 6,919 | 2,743 | 9,662 | 10,176 | 4,651 | 14,827 |
| | Class 2 | 2,866 | 1,754 | 4,620 | 5,193 | 2,138 | 7,331 | 8,059 | 3,892 | 11,951 |
| | Class 3 | 2,630 | 1,457 | 4,087 | 4,308 | 1,691 | 5,999 | 6,938 | 3,148 | 10,086 |
| | Class 4 | 2,372 | 1,456 | 3,828 | 3,920 | 1,615 | 5,535 | 6,292 | 3,071 | 9,363 |
| | Class 5 | 2,229 | 1,230 | 3,459 | 3,464 | 1,426 | 4,890 | 5,693 | 2,656 | 8,349 |
| | Class 6 | 3,036 | 1,217 | 4,253 | 4,658 | 1,882 | 6,540 | 7,694 | 3,099 | 10,793 |
| | Class 7 | 2,180 | 919 | 3,099 | 3,770 | 1,489 | 5,259 | 5,950 | 2,408 | 8,358 |
| | Class 8 | 1,724 | 847 | 2,571 | 3,275 | 1,009 | 4,284 | 4,999 | 1,856 | 6,855 |
| Total | | 24,927 | 13,706 | 38,633 | 47,683 | 18,681 | 66,364 | 72,610 | 32,387 | 104,997 |

| Level | Class | URBAN | | | RURAL | | | TOTAL | | |
|-----------------------------|----------|---------|---------|---------|---------|---------|---------|---------|---------|---------|
| | | Boys | Girls | Total | Boys | Girls | Total | Boys | Girls | Total |
| High | Kachi | 8,271 | 6,730 | 15,001 | 8,091 | 1,179 | 9,270 | 16,362 | 7,909 | 24,271 |
| | Pakki | 6,553 | 5,498 | 12,051 | 4,949 | 781 | 5,730 | 11,502 | 6,279 | 17,781 |
| | Class 2 | 5,398 | 5,622 | 11,020 | 3,985 | 656 | 4,641 | 9,383 | 6,278 | 15,661 |
| | Class 3 | 5,341 | 5,022 | 10,363 | 3,559 | 642 | 4,201 | 8,900 | 5,664 | 14,564 |
| | Class 4 | 5,526 | 5,300 | 10,826 | 3,443 | 623 | 4,066 | 8,969 | 5,923 | 14,892 |
| | Class 5 | 5,093 | 5,106 | 10,199 | 2,990 | 597 | 3,587 | 8,083 | 5,703 | 13,786 |
| | Class 6 | 10,762 | 7,202 | 17,964 | 5,976 | 1,333 | 7,309 | 16,738 | 8,535 | 25,273 |
| | Class 7 | 8,338 | 5,898 | 14,236 | 4,773 | 1,142 | 5,915 | 13,111 | 7,040 | 20,151 |
| | Class 8 | 7,987 | 5,343 | 13,330 | 4,463 | 1,031 | 5,494 | 12,450 | 6,374 | 18,824 |
| | Class 9 | 7,873 | 5,043 | 12,916 | 4,407 | 794 | 5,201 | 12,280 | 5,837 | 18,117 |
| | Class 10 | 6,682 | 3,847 | 10,529 | 3,802 | 453 | 4,255 | 10,484 | 4,300 | 14,784 |
| | Total | 77,824 | 60,611 | 138,435 | 50,438 | 9,231 | 59,669 | 128,262 | 69,842 | 198,104 |
| Grand Total (At all Levels) | | 172,961 | 105,561 | 278,522 | 301,629 | 168,777 | 470,406 | 474,590 | 274,338 | 748,928 |

Note: Figures are estimated

TABLE 5.4
NUMBER OF TEACHERS
BY LEVEL, GENDER, LOCATION AND PROFESSIONAL QUALIFICATION
2001-2002

| Balochistan | | | | | | | | | | |
|------------------------------------|----------------------------|--------------|--------------|---------------|---------------|--------------|---------------|---------------|--------------|---------------|
| Level | Professional Qualification | URBAN | | | RURAL | | | TOTAL | | |
| | | Male | Female | Total | Male | Female | Total | Male | Female | Total |
| Primary | B.Ed. | 14 | 25 | 39 | 10 | 30 | 40 | 24 | 55 | 79 |
| | M.Ed. | | | | 6 | 10 | 16 | 6 | 10 | 16 |
| | Others (Trained) | 949 | 684 | 1,633 | 5,259 | 2,795 | 8,054 | 6,208 | 3,479 | 9,687 |
| | Untrained | | 40 | 40 | 45 | 77 | 122 | 45 | 117 | 162 |
| | Total | 963 | 749 | 1,712 | 5,320 | 2,912 | 8,232 | 6,283 | 3,661 | 9,944 |
| Middle | P.T.C. | 434 | 434 | 868 | 1,872 | 254 | 2,126 | 2,306 | 688 | 2,994 |
| | C.T. | 154 | 105 | 259 | 856 | 89 | 945 | 1,010 | 194 | 1,204 |
| | B.Ed. | 108 | 63 | 171 | 647 | 73 | 720 | 755 | 136 | 891 |
| | M.Ed. | 40 | 32 | 72 | 258 | 18 | 276 | 298 | 50 | 348 |
| | Others (Trained) | 980 | 683 | 1,663 | 4,900 | 801 | 5,701 | 5,880 | 1,484 | 7,364 |
| | Total | 1,716 | 1,317 | 3,033 | 8,533 | 1,235 | 9,768 | 10,249 | 2,552 | 12,801 |
| High | P.T.C. | 549 | 521 | 1,070 | 1,226 | 104 | 1,330 | 1,775 | 625 | 2,400 |
| | C.T. | 508 | 266 | 774 | 882 | 59 | 941 | 1,390 | 325 | 1,715 |
| | B.Ed. | 602 | 397 | 999 | 824 | 34 | 858 | 1,426 | 431 | 1,857 |
| | M.Ed. | 277 | 131 | 408 | 379 | 16 | 395 | 656 | 147 | 803 |
| | Others (Trained) | 2,303 | 1,352 | 3,655 | 3,271 | 375 | 3,646 | 5,574 | 1,727 | 7,301 |
| | Total | 4,239 | 2,667 | 6,906 | 6,582 | 588 | 7,170 | 10,821 | 3,255 | 14,076 |
| Grand Total (At all Levels) | | 6,918 | 4,733 | 11,651 | 20,435 | 4,735 | 25,170 | 27,353 | 9,468 | 36,821 |

Note: Figures are estimated

TABLE 5.5
Number of Teachers
BY LEVEL, GENDER, LOCATION & ACADEMIC QUALIFICATION
2001-2002

| | | Balochistan | | | | | | | | |
|------------------------------------|------------------------|--------------------|--------|-------|-------|--------|-------|-------|--------|-------|
| Level | Academic Qualification | URBAN | | | RURAL | | | TOTAL | | |
| | | Male | Female | Total | Male | Female | Total | Male | Female | Total |
| Primary | Matric | | | | | | | | | |
| | F.A/ F.Sc. | | | | | | | | | |
| | B.A/ B.Sc. | | | | | | | | | |
| | M.A/ M.Sc. | | | | | | | | | |
| | Others | | | | | | | | | |
| | Total | | | | | | | | | |
| Middle | Matric | | | | | | | | | |
| | F.A/ F.Sc. | | | | | | | | | |
| | B.A/ B.Sc. | | | | | | | | | |
| | M.A/ M.Sc. | | | | | | | | | |
| | Others | | | | | | | | | |
| | Total | | | | | | | | | |
| High | Matric | | | | | | | | | |
| | F.A/ F.Sc. | | | | | | | | | |
| | B.A/ B.Sc. | | | | | | | | | |
| | M.A/ M.Sc. | | | | | | | | | |
| | Others | | | | | | | | | |
| | Total | | | | | | | | | |
| High Sec. | Matric | | | | | | | | | |
| | F.A/ F.Sc. | | | | | | | | | |
| | B.A/ B.Sc. | | | | | | | | | |
| | M.A/ M.Sc. | | | | | | | | | |
| | Others | | | | | | | | | |
| | Total | | | | | | | | | |
| Grand Total (At All Levels) | | | | | | | | | | |

TABLE 5.6
PHYSICAL FACILITIES
(BUILDING)
2001-2002

Balochistan

| Level | Facility | URBAN | | | | RURAL | | | | TOTAL | | | |
|------------------------------------|--------------|------------|------------|-------|--------------|--------------|--------------|-------|--------------|--------------|--------------|----------|---------------|
| | | Boys | Girls | Mixed | Total | Boys | Girls | Mixed | Total | Boys | Girls | Mixed | Total |
| Mosque | Yes | 86 | | | 86 | 583 | | | 583 | 669 | 0 | 0 | 669 |
| | No | 15 | | | 15 | 137 | | | 137 | 152 | 0 | 0 | 152 |
| | Total | 101 | | | 101 | 720 | | | 720 | 821 | 0 | 0 | 821 |
| Primary | Yes | 620 | 251 | | 871 | 5,048 | 1,832 | | 6,880 | 5,668 | 2,083 | 0 | 7,751 |
| | No | 48 | 25 | | 73 | 774 | 494 | | 1,268 | 822 | 519 | 0 | 1,341 |
| | Total | 668 | 276 | | 944 | 5,822 | 2,326 | | 8,148 | 6,490 | 2,602 | 0 | 9,092 |
| Middle | Yes | 86 | 48 | | 134 | 442 | 116 | | 558 | 528 | 164 | 0 | 692 |
| | No | | | | 0 | 4 | | | 4 | 4 | 0 | 0 | 4 |
| | Total | 86 | 48 | | 134 | 446 | 116 | | 562 | 532 | 164 | 0 | 696 |
| High | Yes | 140 | 81 | | 221 | 242 | 20 | | 262 | 382 | 101 | 0 | 483 |
| | Total | 140 | 81 | | 221 | 242 | 20 | | 262 | 382 | 101 | 0 | 483 |
| Grand Total (At all Levels) | | 995 | 405 | | 1,400 | 7,230 | 2,462 | | 9,692 | 8,225 | 2,867 | 0 | 11,092 |

Note: Figures are estimated

TABLE 5.7
PHYSICAL FACILITIES
(OWNERSHIP)
2001-2002

| | | Balochistan | | | | | | | | | | | |
|------------------------------------|-----------------|--------------------|------------|-------|--------------|--------------|--------------|-------|--------------|--------------|--------------|----------|---------------|
| Level | Facility | URBAN | | | | RURAL | | | | TOTAL | | | |
| | | Boys | Girls | Mixed | Total | Boys | Girls | Mixed | Total | Boys | Girls | Mixed | Total |
| Mosque | Govt. Building | 32 | | | 32 | 253 | | | 253 | 285 | 0 | 0 | 285 |
| | Rented Building | 5 | | | 5 | 12 | | | 12 | 17 | 0 | 0 | 17 |
| | No Building | 15 | | | 15 | 137 | | | 137 | 152 | 0 | 0 | 152 |
| | Other Building | 49 | | | 49 | 318 | | | 318 | 367 | 0 | 0 | 367 |
| | Total | 101 | | | 101 | 720 | | | 720 | 821 | 0 | 0 | 821 |
| Primary | Govt. Building | 511 | 186 | | 697 | 3,715 | 1,134 | | 4,849 | 4,226 | 1,320 | 0 | 5,546 |
| | Rented Building | 28 | 23 | | 51 | 87 | 58 | | 145 | 115 | 81 | 0 | 196 |
| | No Building | 48 | 24 | | 72 | 774 | 494 | | 1,268 | 822 | 518 | 0 | 1,340 |
| | Other Building | 81 | 43 | | 124 | 1,246 | 640 | | 1,886 | 1,327 | 683 | 0 | 2,010 |
| | Total | 668 | 276 | | 944 | 5,822 | 2,326 | | 8,148 | 6,490 | 2,602 | 0 | 9,092 |
| Middle | Govt. Building | 85 | 45 | | 130 | 433 | 111 | | 544 | 518 | 156 | 0 | 674 |
| | Rented Building | 1 | | | 1 | 1 | 1 | | 2 | 2 | 1 | 0 | 3 |
| | No Building | | | | 0 | 4 | | | 4 | 4 | 0 | 0 | 4 |
| | Other Building | | 3 | | 3 | 8 | 4 | | 12 | 8 | 7 | 0 | 15 |
| | Total | 86 | 48 | | 134 | 446 | 116 | | 562 | 532 | 164 | 0 | 696 |
| High | Govt. Building | 137 | 75 | | 212 | 238 | 20 | | 258 | 375 | 95 | 0 | 470 |
| | Rented Building | 2 | 2 | | 4 | | | | 0 | 2 | 2 | 0 | 4 |
| | Other Building | 1 | 4 | | 5 | 4 | | | 4 | 5 | 4 | 0 | 9 |
| | Total | 140 | 81 | | 221 | 242 | 20 | | 262 | 382 | 101 | 0 | 483 |
| Grand Total (At all Levels) | | 995 | 405 | | 1,400 | 7,230 | 2,462 | | 9,692 | 8,225 | 2,867 | 0 | 11,092 |

Note: Figures are estimated

**TABLE 5.8
PHYSICAL FACILITIES
(CONSTRUCTION)
2001-2002**

Balochistan

| Level | Facility | URBAN | | | | RURAL | | | | TOTAL | | | |
|--------------------|--------------|-------|--------|-------|-------|-------|--------|-------|-------|-------|--------|-------|-------|
| | | Male | Female | Mixed | Total | Male | Female | Mixed | Total | Male | Female | Mixed | Total |
| Mosque | Kacha | | | | | | | | | | | | |
| | Pakka | | | | | | | | | | | | |
| | Mixed | | | | | | | | | | | | |
| | Total | | | | | | | | | | | | |
| Primary | Kacha | | | | | | | | | | | | |
| | Pakka | | | | | | | | | | | | |
| | Mixed | | | | | | | | | | | | |
| | Total | | | | | | | | | | | | |
| Middle | Kacha | | | | | | | | | | | | |
| | Pakka | | | | | | | | | | | | |
| | Mixed | | | | | | | | | | | | |
| | Total | | | | | | | | | | | | |
| High | Kacha | | | | | | | | | | | | |
| | Pakka | | | | | | | | | | | | |
| | Mixed | | | | | | | | | | | | |
| | Total | | | | | | | | | | | | |
| High Sec. | Kacha | | | | | | | | | | | | |
| | Pakka | | | | | | | | | | | | |
| | Mixed | | | | | | | | | | | | |
| | Total | | | | | | | | | | | | |
| Grand Total | | | | | | | | | | | | | |

DATA NOT AVAILABLE

TABLE 5.9
PHYSICAL FACILITIES
(Electricity)
2001-2002

Balochistan

| Level | Facility | URBAN | | | | RURAL | | | | TOTAL | | | |
|------------------------------------|--------------|------------|------------|-------|--------------|--------------|--------------|-------|--------------|--------------|--------------|----------|---------------|
| | | Boys | Girls | Mixed | Total | Boys | Girls | Mixed | Total | Boys | Girls | Mixed | Total |
| Mosque | Yes | 16 | | | 16 | 17 | | | 17 | 33 | 0 | 0 | 33 |
| | No | 85 | | | 85 | 703 | | | 703 | 788 | 0 | 0 | 788 |
| | Total | 101 | | | 101 | 720 | | | 720 | 821 | 0 | 0 | 821 |
| Primary | Yes | 132 | 59 | | 191 | 304 | 204 | | 508 | 436 | 263 | 0 | 699 |
| | No | 536 | 217 | | 753 | 5,518 | 2,122 | | 7,640 | 6,054 | 2,339 | 0 | 8,393 |
| | Total | 668 | 276 | | 944 | 5,822 | 2,326 | | 8,148 | 6,490 | 2,602 | 0 | 9,092 |
| Middle | Yes | 36 | 29 | | 65 | 87 | 35 | | 122 | 123 | 64 | 0 | 187 |
| | No | 50 | 19 | | 69 | 359 | 81 | | 440 | 409 | 100 | 0 | 509 |
| | Total | 86 | 48 | | 134 | 446 | 116 | | 562 | 532 | 164 | 0 | 696 |
| High | Yes | 101 | 77 | | 178 | 114 | 13 | | 127 | 215 | 90 | 0 | 305 |
| | No | 39 | 4 | | 43 | 128 | 7 | | 135 | 167 | 11 | 0 | 178 |
| | Total | 140 | 81 | | 221 | 242 | 20 | | 262 | 382 | 101 | 0 | 483 |
| Grand Total (At all Levels) | | 995 | 405 | | 1,400 | 7,230 | 2,462 | | 9,692 | 8,225 | 2,867 | 0 | 11,092 |

Note: Figures are estimated

TABLE 5.10
PHYSICAL FACILITIES
(Drinking Water)
2001-2002

Balochistan

| Level | Facility | URBAN | | | | RURAL | | | | TOTAL | | | |
|------------------------------------|--------------|------------|------------|-------|--------------|--------------|--------------|-------|--------------|--------------|--------------|----------|---------------|
| | | Boys | Girls | Mixed | Total | Boys | Girls | Mixed | Total | Boys | Girls | Mixed | Total |
| Mosque | Yes | 30 | | | 30 | 54 | | | 54 | 84 | 0 | 0 | 84 |
| | No | 71 | | | 71 | 666 | | | 666 | 737 | 0 | 0 | 737 |
| | Total | 101 | | | 101 | 720 | | | 720 | 821 | 0 | 0 | 821 |
| Primary | Yes | 178 | 100 | | 278 | 567 | 497 | | 1,064 | 745 | 597 | 0 | 1,342 |
| | No | 490 | 176 | | 666 | 5,255 | 1,829 | | 7,084 | 5,745 | 2,005 | 0 | 7,750 |
| | Total | 668 | 276 | | 944 | 5,822 | 2,326 | | 8,148 | 6,490 | 2,602 | 0 | 9,092 |
| Middle | Yes | 46 | 41 | | 87 | 102 | 65 | | 167 | 148 | 106 | 0 | 254 |
| | No | 40 | 7 | | 47 | 344 | 51 | | 395 | 384 | 58 | 0 | 442 |
| | Total | 86 | 48 | | 134 | 446 | 116 | | 562 | 532 | 164 | 0 | 696 |
| High | Yes | 104 | 72 | | 176 | 123 | 17 | | 140 | 227 | 89 | 0 | 316 |
| | No | 36 | 9 | | 45 | 119 | 3 | | 122 | 155 | 12 | 0 | 167 |
| | Total | 140 | 81 | | 221 | 242 | 20 | | 262 | 382 | 101 | 0 | 483 |
| Grand Total (At all Levels) | | 995 | 405 | | 1,400 | 7,230 | 2,462 | | 9,692 | 8,225 | 2,867 | 0 | 11,092 |

Note: Figures are estimated

TABLE 5.11
PHYSICAL FACILITIES
(Laterine For Students)
2001-2002

| | | Balochistan | | | | | | | | | | | |
|------------------------------------|--------------|--------------------|------------|-------|--------------|--------------|--------------|-------|--------------|--------------|--------------|----------|---------------|
| Level | Facility | URBAN | | | | RURAL | | | | TOTAL | | | |
| | | Boys | Girls | Mixed | Total | Boys | Girls | Mixed | Total | Boys | Girls | Mixed | Total |
| Mosque | Yes | 13 | | | 13 | 77 | | | 77 | 90 | 0 | 0 | 90 |
| | No | 88 | | | 88 | 643 | | | 643 | 731 | 0 | 0 | 731 |
| | Total | 101 | | | 101 | 720 | | | 720 | 821 | 0 | 0 | 821 |
| Primary | Yes | 149 | 150 | | 299 | 474 | 834 | | 1,308 | 623 | 984 | 0 | 1,607 |
| | No | 519 | 126 | | 645 | 5,348 | 1,492 | | 6,840 | 5,867 | 1,618 | 0 | 7,485 |
| | Total | 668 | 276 | | 944 | 5,822 | 2,326 | | 8,148 | 6,490 | 2,602 | 0 | 9,092 |
| Middle | Yes | 41 | 44 | | 85 | 112 | 96 | | 208 | 153 | 140 | 0 | 293 |
| | No | 45 | 4 | | 49 | 334 | 20 | | 354 | 379 | 24 | 0 | 403 |
| | Total | 86 | 48 | | 134 | 446 | 116 | | 562 | 532 | 164 | 0 | 696 |
| High | Yes | 85 | 74 | | 159 | 105 | 17 | | 122 | 190 | 91 | 0 | 281 |
| | No | 55 | 7 | | 62 | 137 | 3 | | 140 | 192 | 10 | 0 | 202 |
| | Total | 140 | 81 | | 221 | 242 | 20 | | 262 | 382 | 101 | 0 | 483 |
| Grand Total (At all Levels) | | 995 | 405 | | 1,400 | 7,230 | 2,462 | | 9,692 | 8,225 | 2,867 | 0 | 11,092 |

Note: Figures are estimated

TABLE 5.12
PHYSICAL FACILITIES
(BOUNDARY WALL)
2001-2002

Balochistan

| Level | Facility | URBAN | | | | RURAL | | | | TOTAL | | | |
|------------------------------------|--------------|------------|------------|-------|--------------|--------------|--------------|-------|--------------|--------------|--------------|----------|---------------|
| | | Boys | Girls | Mixed | Total | Boys | Girls | Mixed | Total | Boys | Girls | Mixed | Total |
| Mosque | Yes | 41 | | | 41 | 116 | | | 116 | 157 | 0 | 0 | 157 |
| | No | 60 | | | 60 | 604 | | | 604 | 664 | 0 | 0 | 664 |
| | Total | 101 | | | 101 | 720 | | | 720 | 821 | 0 | 0 | 821 |
| Primary | Yes | 307 | 194 | | 501 | 869 | 1,109 | | 1,978 | 1,176 | 1,303 | 0 | 2,479 |
| | No | 361 | 82 | | 443 | 4,953 | 1,217 | | 6,170 | 5,314 | 1,299 | 0 | 6,613 |
| | Total | 668 | 276 | | 944 | 5,822 | 2,326 | | 8,148 | 6,490 | 2,602 | 0 | 9,092 |
| Middle | Yes | 58 | 48 | | 106 | 169 | 105 | | 274 | 227 | 153 | 0 | 380 |
| | No | 28 | | | 28 | 277 | 11 | | 288 | 305 | 11 | 0 | 316 |
| | Total | 86 | 48 | | 134 | 446 | 116 | | 562 | 532 | 164 | 0 | 696 |
| High | Yes | 105 | 77 | | 182 | 150 | 16 | | 166 | 255 | 93 | 0 | 348 |
| | No | 35 | 4 | | 39 | 92 | 4 | | 96 | 127 | 8 | 0 | 135 |
| | Total | 140 | 81 | | 221 | 242 | 20 | | 262 | 382 | 101 | 0 | 483 |
| Grand Total (At all Levels) | | 995 | 405 | | 1,400 | 7,230 | 2,462 | | 9,692 | 8,225 | 2,867 | 0 | 11,092 |

Note: Figures are estimated

A

Public Sector Only

J

K

Table 6.1
NUMBER OF SCHOOLS
BY LOCATION, GENDER AND LEVEL
2001-2002

AJK

| Location | Gender | Elementary | | | | Secondary | Higher Sec. | Total |
|--------------------|--------------|--------------|--------------|------------|--------------|------------|-------------|--------------|
| | | Mosque | Primary | Middle | Total | High | | |
| Urban | Boys | 29 | 22 | 16 | 67 | 33 | 1 | 101 |
| | Girls | | 63 | 20 | 83 | 23 | 4 | 110 |
| | Total | 29 | 85 | 36 | 150 | 56 | 5 | 211 |
| Rural | Boys | 1,361 | 977 | 479 | 2,817 | 304 | 16 | 3,137 |
| | Girls | | 1,924 | 474 | 2,398 | 185 | 20 | 2,603 |
| | Total | 1,361 | 2,901 | 953 | 5,215 | 489 | 36 | 5,740 |
| Grand Total | | 1,390 | 2,986 | 989 | 5,215 | 545 | 41 | 5,951 |

TABLE 6.2
ENROLMENT
BY STAGE, GENDER AND LOCATION
2001-2002

AJK

| Stage | Class | URBAN | | | RURAL | | | TOTAL | | |
|--------------------------------------|--------------|---------------|---------------|---------------|----------------|----------------|----------------|----------------|----------------|----------------|
| | | BOYS | GIRLS | TOTAL | BOYS | GIRLS | TOTAL | BOYS | GIRLS | TOTAL |
| Pre Primary | Unadmitted | 581 | 280 | 861 | 22,004 | 16,390 | 38,394 | 22,585 | 16,670 | 39,255 |
| | Total | 581 | 280 | 861 | 22,004 | 16,390 | 38,394 | 22,585 | 16,670 | 39,255 |
| Primary | Kachi | 1,568 | 1,819 | 3,387 | 38,053 | 35,387 | 73,440 | 39,621 | 37,206 | 76,827 |
| | Pakki | 1,460 | 1,677 | 3,137 | 27,690 | 25,943 | 53,633 | 29,150 | 27,620 | 56,770 |
| | Class 2 | 1,583 | 1,554 | | 27,166 | 24,770 | 51,936 | 28,749 | 26,324 | 55,073 |
| | Class 3 | 1,559 | 1,616 | 3,175 | 26,982 | 23,909 | 50,891 | 28,541 | 25,525 | 54,066 |
| | Class 4 | 1,776 | 1,888 | 3,664 | 27,532 | 23,672 | 51,204 | 29,308 | 25,560 | 54,868 |
| | Class 5 | 1,983 | 1,892 | 3,875 | 26,495 | 22,303 | 48,798 | 28,478 | 24,195 | 52,673 |
| | Total | 9,929 | 10,446 | 20,375 | 173,918 | 155,984 | 329,902 | 183,847 | 166,430 | 350,277 |
| Middle | Class 6 | 2,729 | 2,376 | 5,105 | 24,197 | 17,589 | 41,786 | 26,926 | 19,965 | 46,891 |
| | Class 7 | 2,499 | 2,292 | 4,791 | 21,000 | 14,868 | 35,868 | 23,499 | 17,160 | 40,659 |
| | Class 8 | 2,404 | 2,296 | 4,700 | 19,216 | 13,503 | 32,719 | 21,620 | 15,799 | 37,419 |
| | Total | 7,632 | 6,964 | 14,596 | 64,413 | 45,960 | 110,373 | 72,045 | 52,924 | 124,969 |
| High | Class 9 | 3,422 | 2,272 | 5,694 | 13,748 | 7,171 | 20,919 | 17,170 | 9,443 | 26,613 |
| | Class 10 | 2,351 | 1,397 | 3,748 | 8,965 | 4,409 | 13,374 | 11,316 | 5,806 | 17,122 |
| | Total | 5,773 | 3,669 | 9,442 | 22,713 | 11,580 | 34,293 | 28,486 | 15,249 | 43,735 |
| Higher Sec. | Class 11 | 1 | 150 | 151 | 159 | 406 | 565 | 160 | 556 | 716 |
| | Class 12 | 5 | 91 | 96 | 108 | 266 | 374 | 113 | 357 | 470 |
| | Total | 6 | 241 | 247 | 267 | 672 | 939 | 273 | 913 | 1,186 |
| Grand Total (Classes 1 to 12) | | 23,921 | 21,600 | 45,521 | 283,315 | 230,586 | 513,901 | 307,236 | 252,186 | 559,422 |

TABLE 6.3
ENROLMENT
BY LEVEL, GENDER AND LOCATION
2001-2002

AJK

| Level | Class | URBAN | | | RURAL | | | TOTAL | | |
|--------------|--------------|--------------|--------------|--------------|---------------|---------------|----------------|---------------|---------------|----------------|
| | | Boys | Girls | Total | Boys | Girls | Total | Boys | Girls | Total |
| Mosque | Unadmitted | 139 | 26 | 165 | 7,049 | 2,762 | 9,811 | 7,188 | 2,788 | 9,976 |
| | Kachi | 262 | 39 | 301 | 11,992 | 4,352 | 16,344 | 12,254 | 4,391 | 16,645 |
| | Pakki | 227 | 34 | 261 | 7,730 | 2,739 | 10,469 | 7,957 | 2,773 | 10,730 |
| | Class 2 | 196 | 50 | 246 | 7,379 | 2,645 | 10,024 | 7,575 | 2,695 | 10,270 |
| | Class 3 | 166 | 38 | 204 | 6,947 | 2,376 | 9,323 | 7,113 | 2,414 | 9,527 |
| | Class 4 | 150 | 44 | 194 | 6,635 | 2,063 | 8,698 | 6,785 | 2,107 | 8,892 |
| | Class 5 | 137 | 26 | 163 | 5,910 | 1,777 | 7,687 | 6,047 | 1,803 | 7,850 |
| | Class 6 | | | | 6 | 2 | 8 | 6 | 2 | 8 |
| | Total | | 1,277 | 257 | 1,534 | 53,648 | 18,716 | 72,364 | 54,925 | 18,973 |
| Primary | Unadmitted | 173 | 162 | 335 | 7,796 | 9,962 | 17,758 | 7,969 | 10,124 | 18,093 |
| | Kachi | 374 | 766 | 1,140 | 13,471 | 20,697 | 34,168 | 13,845 | 21,463 | 35,308 |
| | Pakki | 307 | 546 | 853 | 8,755 | 13,728 | 22,483 | 9,062 | 14,274 | 23,336 |
| | Class 2 | 377 | 478 | 855 | 7,998 | 12,683 | 20,681 | 8,375 | 13,161 | 21,536 |
| | Class 3 | 267 | 420 | 687 | 7,674 | 11,704 | 19,378 | 7,941 | 12,124 | 20,065 |
| | Class 4 | 239 | 419 | 658 | 7,280 | 11,257 | 18,537 | 7,519 | 11,676 | 19,195 |
| | Class 5 | 227 | 428 | 655 | 6,480 | 9,970 | 16,450 | 6,707 | 10,398 | 17,105 |
| | Class 6 | | 14 | 14 | 326 | 204 | 530 | 326 | 218 | 544 |
| | Class 7 | | | | 193 | 129 | 322 | 193 | 129 | 322 |
| Class 8 | | | | 84 | 96 | 180 | 84 | 96 | 180 | |
| Total | | 1,964 | 3,233 | 5,197 | 60,057 | 90,430 | 150,487 | 62,021 | 93,663 | 155,684 |
| Middle | Unadmitted | 111 | 23 | 134 | 4,811 | 2,890 | 7,701 | 4,922 | 2,913 | 7,835 |
| | Kachi | 238 | 388 | 626 | 7,325 | 6,803 | 14,128 | 7,563 | 7,191 | 14,754 |
| | Pakki | 230 | 378 | 608 | 6,363 | 6,139 | 12,502 | 6,593 | 6,517 | 13,110 |
| | Class 2 | 234 | 359 | 593 | 6,402 | 5,952 | 12,354 | 6,636 | 6,311 | 12,947 |
| | Class 3 | 284 | 343 | 627 | 6,602 | 6,192 | 12,794 | 6,886 | 6,535 | 13,421 |
| | Class 4 | 314 | 424 | 738 | 6,907 | 6,374 | 13,281 | 7,221 | 6,798 | 14,019 |
| | Class 5 | 341 | 368 | 709 | 7,026 | 6,504 | 13,530 | 7,367 | 6,872 | 14,239 |
| | Class 6 | 389 | 633 | 1,022 | 10,490 | 9,643 | 20,133 | 10,879 | 10,276 | 21,155 |

| Level | Class | URBAN | | | RURAL | | | TOTAL | | | |
|------------------------------------|--------------|---------------|---------------|---------------|----------------|----------------|----------------|----------------|----------------|----------------|----------------|
| | | Boys | Girls | Total | Boys | Girls | Total | Boys | Girls | Total | |
| Middle | Class 7 | 301 | 582 | 883 | 9,150 | 8,233 | 17,383 | 9,451 | 8,815 | 18,266 | |
| | Class 8 | 231 | 517 | 748 | 7,864 | 7,008 | 14,872 | 8,095 | 7,525 | 15,620 | |
| | Class 9 | | 105 | 105 | 68 | 136 | 204 | 68 | 241 | 309 | |
| | Class 10 | | 57 | 57 | 30 | 42 | 72 | 30 | 99 | 129 | |
| | Total | | 2,673 | 4,177 | 6,850 | 73,038 | 65,916 | 138,954 | 75,711 | 70,093 | 145,804 |
| High | Unadmitted | 158 | 69 | 227 | 2,300 | 721 | 3,021 | 2,458 | 790 | 3,248 | |
| | Kachi | 642 | 550 | 1,192 | 4,994 | 3,126 | 8,120 | 5,636 | 3,676 | 9,312 | |
| | Pakki | 639 | 614 | 1,253 | 4,634 | 2,982 | 7,616 | 5,273 | 3,596 | 8,869 | |
| | Class 2 | 726 | 558 | 1,284 | 5,116 | 3,061 | 8,177 | 5,842 | 3,619 | 9,461 | |
| | Class 3 | 772 | 650 | 1,422 | 5,444 | 3,171 | 8,615 | 6,216 | 3,821 | 10,037 | |
| | Class 4 | 998 | 790 | 1,788 | 6,361 | 3,489 | 9,850 | 7,359 | 4,279 | 11,638 | |
| | Class 5 | 1,182 | 847 | 2,029 | 6,716 | 3,498 | 10,214 | 7,898 | 4,345 | 12,243 | |
| | Class 6 | 2,292 | 1,341 | 3,633 | 12,755 | 6,645 | 19,400 | 15,047 | 7,986 | 23,033 | |
| | Class 7 | 2,171 | 1,368 | 3,539 | 11,051 | 5,593 | 16,644 | 13,222 | 6,961 | 20,183 | |
| | Class 8 | 2,132 | 1,409 | 3,541 | 10,675 | 5,471 | 16,146 | 12,807 | 6,880 | 19,687 | |
| | Class 9 | 3,341 | 1,828 | 5,169 | 12,832 | 5,846 | 18,678 | 16,173 | 7,674 | 23,847 | |
| | Class 10 | 2,302 | 1,032 | 3,334 | 8,367 | 3,636 | 12,003 | 10,669 | 4,668 | 15,337 | |
| | Total | | 17,355 | 11,056 | 28,411 | 91,245 | 47,239 | 138,484 | 108,600 | 58,295 | 166,895 |
| | Higher Sec. | Unadmitted | | | | 48 | 55 | 103 | 48 | 55 | 103 |
| Kachi | | 52 | 76 | 128 | 271 | 409 | 680 | 323 | 485 | 808 | |
| Pakki | | 57 | 105 | 162 | 208 | 355 | 563 | 265 | 460 | 725 | |
| Class 2 | | 50 | 109 | 159 | 271 | 429 | 700 | 321 | 538 | 859 | |
| Class 3 | | 70 | 165 | 235 | 315 | 466 | 781 | 385 | 631 | 1,016 | |
| Class 4 | | 75 | 211 | 286 | 349 | 489 | 838 | 424 | 700 | 1,124 | |
| Class 5 | | 96 | 223 | 319 | 363 | 554 | 917 | 459 | 777 | 1,236 | |
| Class 6 | | 48 | 388 | 436 | 620 | 1,095 | 1,715 | 668 | 1,483 | 2,151 | |
| Class 7 | | 27 | 342 | 369 | 606 | 913 | 1,519 | 633 | 1,255 | 1,888 | |
| Class 8 | | 41 | 370 | 411 | 593 | 928 | 1,521 | 634 | 1,298 | 1,932 | |
| Class 9 | | 81 | 339 | 420 | 848 | 1,189 | 2,037 | 929 | 1,528 | 2,457 | |
| Class 10 | | 49 | 308 | 357 | 568 | 731 | 1,299 | 617 | 1,039 | 1,656 | |
| Class 11 | | 1 | 150 | 151 | 159 | 406 | 565 | 160 | 556 | 716 | |
| Class 12 | | 5 | 91 | 96 | 108 | 266 | 374 | 113 | 357 | 470 | |
| Total | | 652 | 2,877 | 3,529 | 5,327 | 8,285 | 13,612 | 5,979 | 11,162 | 17,141 | |
| Grand Total (At all Levels) | | 23,921 | 21,600 | 45,521 | 283,315 | 230,586 | 513,901 | 307,236 | 252,186 | 559,422 | |

TABLE 6.4
NUMBER OF TEACHERS
BY LEVEL, GENDER, LOCATION AND PROFESSIONAL QUALIFICATION
2001-2002

AJK

| Level | Professional Qualification | URBAN | | | RURAL | | | TOTAL | | |
|---------|----------------------------|-------|------------|------------|------------|--------------|--------------|--------------|--------------|--------------|
| | | Male | Female | Total | Male | Female | Total | Male | Female | Total |
| Mosque | P.T.C. | 27 | 1 | 28 | 962 | 2 | 964 | 989 | 3 | 992 |
| | C.T. | 10 | | 10 | 457 | | 457 | 467 | | 467 |
| | B.Ed. | 3 | | 3 | 224 | | 224 | 227 | | 227 |
| | M.Ed. | | | | 5 | | 5 | 5 | | 5 |
| | Others (Trained) | 5 | | 5 | 170 | | 170 | 175 | | 175 |
| | Untrained | 2 | | 2 | 55 | | 55 | 57 | | 57 |
| | Total | | 47 | 1 | 48 | 1,873 | 2 | 1,875 | 1,920 | 3 |
| Primary | P.T.C. | 31 | 96 | 127 | 843 | 1,828 | 2,671 | 874 | 1,924 | 2,798 |
| | C.T. | 12 | 10 | 22 | 424 | 184 | 608 | 436 | 194 | 630 |
| | B.Ed. | 2 | 1 | 3 | 219 | 29 | 248 | 221 | 30 | 251 |
| | M.Ed. | 2 | | 2 | 8 | 1 | 9 | 10 | 1 | 11 |
| | Others (Trained) | 3 | 3 | 6 | 65 | 169 | 234 | 68 | 172 | 240 |
| | Untrained | 2 | 9 | 11 | 63 | 308 | 371 | 65 | 317 | 382 |
| | Total | | 52 | 119 | 171 | 1,622 | 2,519 | 4,141 | 1,674 | 2,638 |
| Middle | P.T.C. | 41 | 75 | 116 | 864 | 1,146 | 2,010 | 905 | 1,221 | 2,126 |
| | C.T. | 40 | 52 | 92 | 974 | 872 | 1,846 | 1,014 | 924 | 1,938 |
| | B.Ed. | 51 | 33 | 84 | 1,255 | 563 | 1,818 | 1,306 | 596 | 1,902 |
| | M.Ed. | 6 | 3 | 9 | 83 | 50 | 133 | 89 | 53 | 142 |
| | Others (Trained) | 13 | 8 | 21 | 169 | 155 | 324 | 182 | 163 | 345 |
| | Untrained | 13 | 16 | 29 | 138 | 241 | 379 | 151 | 257 | 408 |
| | Total | | 164 | 187 | 351 | 3,483 | 3,027 | 6,510 | 3,647 | 3,214 |

| Level | Professional Qualification | URBAN | | | RURAL | | | TOTAL | | |
|------------------------------------|----------------------------|--------------|------------|--------------|---------------|--------------|---------------|---------------|--------------|---------------|
| | | Male | Female | Total | Male | Female | Total | Male | Female | Total |
| High | P.T.C. | 90 | 115 | 205 | 741 | 646 | 1,387 | 831 | 761 | 1,592 |
| | C.T. | 161 | 124 | 285 | 1,035 | 590 | 1,625 | 1,196 | 714 | 1,910 |
| | B.Ed. | 340 | 151 | 491 | 2,452 | 726 | 3,178 | 2,792 | 877 | 3,669 |
| | M.Ed. | 57 | 22 | 79 | 248 | 69 | 317 | 305 | 91 | 396 |
| | Others (Trained) | 177 | 68 | 245 | 1,054 | 316 | 1,370 | 1,231 | 384 | 1,615 |
| | Untrained | 12 | 25 | 37 | 128 | 178 | 306 | 140 | 203 | 343 |
| | Total | | 837 | 505 | 1,342 | 5,658 | 2,525 | 8,183 | 6,495 | 3,030 |
| Higher Sec. | P.T.C. | 3 | 17 | 20 | 49 | 81 | 130 | 52 | 98 | 150 |
| | C.T. | 3 | 20 | 23 | 50 | 81 | 131 | 53 | 101 | 154 |
| | B.Ed. | 10 | 60 | 70 | 235 | 141 | 376 | 245 | 201 | 446 |
| | M.Ed. | 8 | 1 | 9 | 34 | 20 | 54 | 42 | 21 | 63 |
| | Others (Trained) | 6 | 10 | 16 | 72 | 51 | 123 | 78 | 61 | 139 |
| | Untrained | | 1 | 1 | 6 | 18 | 24 | 6 | 19 | 25 |
| | Total | | 30 | 109 | 139 | 446 | 392 | 838 | 476 | 501 |
| Grand Total (At all Levels) | | 1,130 | 921 | 2,051 | 13,082 | 8,465 | 21,547 | 14,212 | 9,386 | 23,598 |

TABLE 6.5
NUMBER OF TEACHERS
BY LEVEL, GENDER, LOCATION AND ACADEMIC QUALIFICATION
2001-2002

AJK

| Level | Academic Qualification | URBAN | | | RURAL | | | TOTAL | | |
|---------|------------------------|-------|------------|------------|--------------|--------------|--------------|--------------|--------------|--------------|
| | | Male | Female | Total | Male | Female | Total | Male | Female | Total |
| Mosque | Matric | 21 | | 21 | 739 | 1 | 740 | 760 | 1 | 761 |
| | F.A./ F.Sc. | 11 | 1 | 12 | 539 | 1 | 540 | 550 | 2 | 552 |
| | B.A./ B.Sc. | 9 | | 9 | 408 | | 408 | 417 | | 417 |
| | M.A./ M.Sc. | 2 | | 2 | 66 | | 66 | 68 | | 68 |
| | Others | 4 | | 4 | 121 | | 121 | 125 | | 125 |
| | Total | | 47 | 1 | 48 | 1,873 | 2 | 1,875 | 1,920 | 3 |
| Primary | Matric | 23 | 99 | 122 | 691 | 1,810 | 2,501 | 714 | 1,909 | 2,623 |
| | F.A./ F.Sc. | 19 | 12 | 31 | 456 | 477 | 933 | 475 | 489 | 964 |
| | B.A./ B.Sc. | 7 | 5 | 12 | 389 | 110 | 499 | 396 | 115 | 511 |
| | M.A./ M.Sc. | 1 | | 1 | 70 | 11 | 81 | 71 | 11 | 82 |
| | Others | 2 | 3 | 5 | 16 | 111 | 127 | 18 | 114 | 132 |
| | Total | | 52 | 119 | 171 | 1,622 | 2,519 | 4,141 | 1,674 | 2,638 |
| Middle | Matric | 38 | 70 | 108 | 676 | 1,088 | 1,764 | 714 | 1,158 | 1,872 |
| | F.A./ F.Sc. | 37 | 59 | 96 | 904 | 866 | 1,770 | 941 | 925 | 1,866 |
| | B.A./ B.Sc. | 69 | 48 | 117 | 1,349 | 853 | 2,202 | 1,418 | 901 | 2,319 |
| | M.A./ M.Sc. | 19 | 10 | 29 | 538 | 162 | 700 | 557 | 172 | 729 |
| | Others | 1 | | 1 | 16 | 58 | 74 | 17 | 58 | 75 |
| | Total | | 164 | 187 | 351 | 3,483 | 3,027 | 6,510 | 3,647 | 3,214 |
| High | Matric | 129 | 135 | 264 | 894 | 736 | 1,630 | 1,023 | 871 | 1,894 |
| | F.A./ F.Sc. | 177 | 132 | 309 | 1,134 | 643 | 1,777 | 1,311 | 775 | 2,086 |
| | B.A./ B.Sc. | 287 | 149 | 436 | 2,073 | 799 | 2,872 | 2,360 | 948 | 3,308 |
| | M.A./ M.Sc. | 227 | 82 | 309 | 1,375 | 268 | 1,643 | 1,602 | 350 | 1,952 |
| | Others | 17 | 7 | 24 | 182 | 79 | 261 | 199 | 86 | 285 |
| | Total | | 837 | 505 | 1,342 | 5,658 | 2,525 | 8,183 | 6,495 | 3,030 |

| Level | Academic Qualification | URBAN | | | RURAL | | | TOTAL | | |
|-----------------------------|------------------------|-------|--------|-------|--------|--------|--------|--------|--------|--------|
| | | Male | Female | Total | Male | Female | Total | Male | Female | Total |
| High Sec. | Matric | 2 | 21 | 23 | 63 | 101 | 164 | 65 | 122 | 187 |
| | F.A./ F.Sc. | 3 | 16 | 19 | 54 | 79 | 133 | 57 | 95 | 152 |
| | B.A./ B.Sc. | 12 | 53 | 65 | 134 | 106 | 240 | 146 | 159 | 305 |
| | M.A./ M.Sc. | 12 | 17 | 29 | 184 | 101 | 285 | 196 | 118 | 314 |
| | Others | 1 | 3 | 4 | 11 | 5 | 16 | 12 | 8 | 20 |
| | Total | 30 | 110 | 140 | 446 | 392 | 838 | 476 | 502 | 978 |
| Grand Total (At all Levels) | | 1,130 | 922 | 2,052 | 13,082 | 8,465 | 21,547 | 14,212 | 9,387 | 23,599 |

TABLE 6.6
PHYSICAL FACILITIES
(BUILDING)
2001-2002

AJK

| Level | Facility | URBAN | | | | RURAL | | | | TOTAL | | | |
|---------|--------------|-----------|-----------|-------|-----------|--------------|--------------|-------|--------------|--------------|--------------|----------|--------------|
| | | Boys | Girls | Mixed | Total | Boys | Girls | Mixed | Total | Boys | Girls | Mixed | Total |
| Mosque | Yes | 23 | | | 23 | 1,104 | | | 1,104 | 1,127 | 0 | 0 | 1,127 |
| | No | 6 | | | 6 | 241 | | | 241 | 247 | 0 | 0 | 247 |
| | Missing | | | | 0 | 16 | | | 16 | 16 | 0 | 0 | 16 |
| | Total | 29 | | | 29 | 1,361 | | | 1,361 | 1,390 | 0 | 0 | 1,390 |
| Primary | Yes | 20 | 51 | | 71 | 862 | 1,622 | | 2,484 | 882 | 1,673 | 0 | 2,555 |
| | No | 2 | 10 | | 12 | 99 | 273 | | 372 | 101 | 283 | 0 | 384 |
| | Missing | | 2 | | 2 | 16 | 29 | | 45 | 16 | 31 | 0 | 47 |
| | Total | 22 | 63 | | 85 | 977 | 1,924 | | 2,901 | 999 | 1,987 | 0 | 2,986 |
| Middle | Yes | 16 | 20 | | 36 | 455 | 460 | | 915 | 471 | 480 | 0 | 951 |
| | No | | | | 0 | 22 | 12 | | 34 | 22 | 12 | 0 | 34 |
| | Missing | | | | 0 | 2 | 2 | | 4 | 2 | 2 | 0 | 4 |
| | Total | 16 | 20 | | 36 | 479 | 474 | | 953 | 495 | 494 | 0 | 989 |
| High | Yes | 33 | 23 | | 56 | 302 | 182 | | 484 | 335 | 205 | 0 | 540 |
| | No | | | | 0 | 2 | 3 | | 5 | 2 | 3 | 0 | 5 |
| | Total | 33 | 23 | | 56 | 304 | 185 | | 489 | 337 | 208 | 0 | 545 |

| Level | Facility | URBAN | | | | RURAL | | | | TOTAL | | | |
|------------------------------------|--------------|------------|------------|-------|------------|--------------|--------------|-------|--------------|--------------|--------------|----------|--------------|
| | | Boys | Girls | Mixed | Total | Boys | Girls | Mixed | Total | Boys | Girls | Mixed | Total |
| Higher Sec. | Yes | 1 | 4 | | 5 | 16 | 19 | | 35 | 17 | 23 | 0 | 40 |
| | No | | | | 0 | | 1 | | 1 | 0 | 1 | 0 | 1 |
| | Total | 1 | 4 | | 5 | 16 | 20 | | 36 | 17 | 24 | 0 | 41 |
| Grand Total (At all Levels) | | 101 | 110 | | 211 | 3,137 | 2,603 | | 5,740 | 3,238 | 2,713 | 0 | 5,951 |

TABLE 6.7
PHYSICAL FACILITIES
(OWNERSHIP)
2001-2002

AJK

| Level | Facility | URBAN | | | | RURAL | | | | TOTAL | | | |
|---------|-----------------|-------|-----------|-----------|-------|-----------|--------------|--------------|-------|--------------|--------------|--------------|----------|
| | | Boys | Girls | Mixed | Total | Boys | Girls | Mixed | Total | Boys | Girls | Mixed | Total |
| Mosque | Govt. Building | 20 | | | 20 | 847 | | | 847 | 867 | 0 | 0 | 867 |
| | Rented Building | 3 | | | 3 | 141 | | | 141 | 144 | 0 | 0 | 144 |
| | No Building | 6 | | | 6 | 241 | | | 241 | 247 | 0 | 0 | 247 |
| | Other Building | | | | 0 | 94 | | | 94 | 94 | 0 | 0 | 94 |
| | Missing | | | | 0 | 38 | | | 38 | 38 | 0 | 0 | 38 |
| | Total | | 29 | | | 29 | 1,361 | | | 1,361 | 1,390 | 0 | 0 |
| Primary | Govt. Building | 15 | 37 | | 52 | 725 | 1,366 | | 2,091 | 740 | 1,403 | 0 | 2,143 |
| | Rented Building | 3 | 7 | | 10 | 90 | 134 | | 224 | 93 | 141 | 0 | 234 |
| | No Building | 2 | 10 | | 12 | 99 | 273 | | 372 | 101 | 283 | 0 | 384 |
| | Other Building | 2 | 6 | | 8 | 39 | 91 | | 130 | 41 | 97 | 0 | 138 |
| | Missing | | 3 | | 3 | 24 | 60 | | 84 | 24 | 63 | 0 | 87 |
| | Total | | 22 | 63 | | 85 | 977 | 1,924 | | 2,901 | 999 | 1,987 | 0 |
| Middle | Govt. Building | 14 | 19 | | 33 | 419 | 437 | | 856 | 433 | 456 | 0 | 889 |
| | Rented Building | 1 | | | 1 | 24 | 18 | | 42 | 25 | 18 | 0 | 43 |
| | No Building | | | | 0 | 22 | 12 | | 34 | 22 | 12 | 0 | 34 |
| | Other Building | 1 | 1 | | 2 | 12 | 5 | | 17 | 13 | 6 | 0 | 19 |
| | Missing | | | | 0 | 2 | 2 | | 4 | 2 | 2 | 0 | 4 |
| | Total | | 16 | 20 | | 36 | 479 | 474 | | 953 | 495 | 494 | 0 |
| High | Govt. Building | 31 | 21 | | 52 | 274 | 169 | | 443 | 305 | 190 | 0 | 495 |
| | Rented Building | 2 | 2 | | 4 | 20 | 8 | | 28 | 22 | 10 | 0 | 32 |

| Level | Facility | URBAN | | | | RURAL | | | | TOTAL | | | |
|------------------------------------|----------------|------------|------------|-------|------------|--------------|--------------|-------|--------------|--------------|--------------|----------|--------------|
| | | Boys | Girls | Mixed | Total | Boys | Girls | Mixed | Total | Boys | Girls | Mixed | Total |
| High | No Building | | | | 0 | 2 | 3 | | 5 | 2 | 3 | 0 | 5 |
| | Other Building | | | | 0 | 4 | 5 | | 9 | 4 | 5 | 0 | 9 |
| | Missing | | | | 0 | 4 | | | 4 | 4 | 0 | 0 | 4 |
| | Total | 33 | 23 | | 56 | 304 | 185 | | 489 | 337 | 208 | 0 | 545 |
| High Sec. | Govt. Building | 1 | 4 | | 5 | 16 | 19 | | 35 | 17 | 23 | 0 | 40 |
| | No Building | | | | 0 | | 1 | | 1 | 0 | 1 | 0 | 1 |
| | Total | 1 | 4 | | 5 | 16 | 20 | | 36 | 17 | 24 | 0 | 41 |
| Grand Total (At all Levels) | | 101 | 110 | | 211 | 3,137 | 2,603 | | 5,740 | 3,238 | 2,713 | 0 | 5,951 |

TABLE 6.8
PHYSICAL FACILITIES
(CONSTRUCTION)
2001-2002

AJK

| Level | Facility | URBAN | | | | RURAL | | | | TOTAL | | | |
|---------|--------------|-----------|-----------|-------|-----------|------------|--------------|-------|--------------|--------------|--------------|----------|--------------|
| | | Boys | Girls | Mixed | Total | Boys | Girls | Mixed | Total | Boys | Girls | Mixed | Total |
| Mosque | Pakka | 19 | | | 19 | 549 | | | 549 | 568 | 0 | 0 | 568 |
| | Kacha | 1 | | | 1 | 226 | | | 226 | 227 | 0 | 0 | 227 |
| | Mixed | 1 | | | 1 | 314 | | | 314 | 315 | 0 | 0 | 315 |
| | Missing | 8 | | | 8 | 272 | | | 272 | 280 | 0 | 0 | 280 |
| | Total | | 29 | | | 29 | 1,361 | | | 1,361 | 1,390 | 0 | 0 |
| Primary | Pakka | 11 | 34 | | 45 | 468 | 985 | | 1,453 | 479 | 1,019 | 0 | 1,498 |
| | Kacha | 2 | 5 | | 7 | 104 | 218 | | 322 | 106 | 223 | 0 | 329 |
| | Mixed | 6 | 10 | | 16 | 276 | 386 | | 662 | 282 | 396 | 0 | 678 |
| | Missing | 3 | 14 | | 17 | 129 | 335 | | 464 | 132 | 349 | 0 | 481 |
| | Total | 22 | 63 | | 85 | 977 | 1,924 | | 2,901 | 999 | 1,987 | 0 | 2,986 |
| Middle | Pakka | 13 | 15 | | 28 | 207 | 300 | | 507 | 220 | 315 | 0 | 535 |
| | Kacha | 1 | | | 1 | 38 | 15 | | 53 | 39 | 15 | 0 | 54 |
| | Mixed | 2 | 5 | | 7 | 202 | 144 | | 346 | 204 | 149 | 0 | 353 |
| | Missing | | | | 0 | 32 | 15 | | 47 | 32 | 15 | 0 | 47 |
| | Total | 16 | 20 | | 36 | 479 | 474 | | 953 | 495 | 494 | 0 | 989 |
| High | Pakka | 27 | 22 | | 49 | 171 | 125 | | 296 | 198 | 147 | 0 | 345 |
| | Kacha | | | | 0 | 6 | 2 | | 8 | 6 | 2 | 0 | 8 |
| | Mixed | 6 | 1 | | 7 | 125 | 52 | | 177 | 131 | 53 | 0 | 184 |
| | Missing | | | | 0 | 2 | 6 | | 8 | 2 | 6 | 0 | 8 |
| | Total | 33 | 23 | | 56 | 304 | 185 | | 489 | 337 | 208 | 0 | 545 |

| Level | Facility | URBAN | | | | RURAL | | | | TOTAL | | | |
|------------------------------------|--------------|------------|------------|-------|------------|--------------|--------------|-------|--------------|--------------|--------------|----------|--------------|
| | | Boys | Girls | Mixed | Total | Boys | Girls | Mixed | Total | Boys | Girls | Mixed | Total |
| High Sec. | Pakka | | 4 | | 4 | 10 | 17 | | 27 | 10 | 21 | 0 | 31 |
| | Mixed | 1 | | | 1 | 6 | 2 | | 8 | 7 | 2 | 0 | 9 |
| | Missing | | | | 0 | | 1 | | 1 | 0 | 1 | 0 | 1 |
| | Total | 1 | 4 | | 5 | 16 | 20 | | 36 | 17 | 24 | 0 | 41 |
| Grand Total (At all Levels) | | 101 | 110 | | 211 | 3,137 | 2,603 | | 5,740 | 3,238 | 2,713 | 0 | 5,951 |

TABLE 6.9
PHYSICAL FACILITIES
(Electricity)
2001-2002

AJK

| Level | Facility | URBAN | | | | RURAL | | | | TOTAL | | | |
|-----------|--------------|-----------|-----------|-------|-----------|--------------|--------------|-------|--------------|--------------|--------------|----------|--------------|
| | | Boys | Girls | Mixed | Total | Boys | Girls | Mixed | Total | Boys | Girls | Mixed | Total |
| Mosque | Yes | 11 | | | 11 | 113 | | | 113 | 124 | 0 | 0 | 124 |
| | No | 7 | | | 7 | 471 | | | 471 | 478 | 0 | 0 | 478 |
| | Missing | 11 | | | 11 | 777 | | | 777 | 788 | 0 | 0 | 788 |
| | Total | 29 | | | 29 | 1,361 | | | 1,361 | 1,390 | 0 | 0 | 1,390 |
| Primary | Yes | 11 | 17 | | 28 | 111 | 181 | | 292 | 122 | 198 | 0 | 320 |
| | No | 6 | 12 | | 18 | 255 | 603 | | 858 | 261 | 615 | 0 | 876 |
| | Missing | 5 | 34 | | 39 | 611 | 1,140 | | 1,751 | 616 | 1,174 | 0 | 1,790 |
| | Total | 22 | 63 | | 85 | 977 | 1,924 | | 2,901 | 999 | 1,987 | 0 | 2,986 |
| Middle | Yes | 10 | 13 | | 23 | 147 | 139 | | 286 | 157 | 152 | 0 | 309 |
| | No | 3 | 2 | | 5 | 101 | 94 | | 195 | 104 | 96 | 0 | 200 |
| | Missing | 3 | 5 | | 8 | 231 | 241 | | 472 | 234 | 246 | 0 | 480 |
| | Total | 16 | 20 | | 36 | 479 | 474 | | 953 | 495 | 494 | 0 | 989 |
| High | Yes | 31 | 21 | | 52 | 239 | 130 | | 369 | 270 | 151 | 0 | 421 |
| | No | 2 | 1 | | 3 | 28 | 12 | | 40 | 30 | 13 | 0 | 43 |
| | Missing | | 1 | | 1 | 37 | 43 | | 80 | 37 | 44 | 0 | 81 |
| | Total | 33 | 23 | | 56 | 304 | 185 | | 489 | 337 | 208 | 0 | 545 |
| High Sec. | Yes | 1 | 4 | | 5 | 14 | 17 | | 31 | 15 | 21 | 0 | 36 |

| Level | Facility | URBAN | | | | RURAL | | | | TOTAL | | | |
|------------------------------------|----------|-------|-------|-------|-------|-------|-------|-------|-------|-------|-------|-------|-------|
| | | Boys | Girls | Mixed | Total | Boys | Girls | Mixed | Total | Boys | Girls | Mixed | Total |
| High Sec. | No | | | | 0 | 1 | 1 | | 2 | 1 | 1 | 0 | 2 |
| | Missing | | | | 0 | 1 | 2 | | 3 | 1 | 2 | 0 | 3 |
| | Total | 1 | 4 | | 5 | 16 | 20 | | 36 | 17 | 24 | 0 | 41 |
| Grand Total (At all Levels) | | 101 | 110 | | 211 | 3,137 | 2,603 | | 5,740 | 3,238 | 2,713 | 0 | 5,951 |

TABLE 6.10
PHYSICAL FACILITIES
(Drinking Water)
2001-2002

AJK

| Level | Facility | URBAN | | | | RURAL | | | | TOTAL | | | |
|---------|--------------|-----------|-----------|-------|-----------|--------------|--------------|-------|--------------|--------------|--------------|----------|--------------|
| | | Boys | Girls | Mixed | Total | Boys | Girls | Mixed | Total | Boys | Girls | Mixed | Total |
| Mosque | Yes | 7 | | | 7 | 418 | | | 418 | 425 | 0 | 0 | 425 |
| | No | 18 | | | 18 | 739 | | | 739 | 757 | 0 | 0 | 757 |
| | Missing | 4 | | | 4 | 204 | | | 204 | 208 | 0 | 0 | 208 |
| | Total | 29 | | | 29 | 1,361 | | | 1,361 | 1,390 | 0 | 0 | 1,390 |
| Primary | Yes | 8 | 23 | | 31 | 306 | 705 | | 1,011 | 314 | 728 | 0 | 1,042 |
| | No | 14 | 30 | | 44 | 526 | 897 | | 1,423 | 540 | 927 | 0 | 1,467 |
| | Missing | | 10 | | 10 | 145 | 322 | | 467 | 145 | 332 | 0 | 477 |
| | Total | 22 | 63 | | 85 | 977 | 1,924 | | 2,901 | 999 | 1,987 | 0 | 2,986 |
| Middle | Yes | 11 | 13 | | 24 | 232 | 227 | | 459 | 243 | 240 | 0 | 483 |
| | No | 5 | 7 | | 12 | 240 | 228 | | 468 | 245 | 235 | 0 | 480 |
| | Missing | | | | 0 | 7 | 19 | | 26 | 7 | 19 | 0 | 26 |
| | Total | 16 | 20 | | 36 | 479 | 474 | | 953 | 495 | 494 | 0 | 989 |
| High | Yes | 30 | 20 | | 50 | 214 | 119 | | 333 | 244 | 139 | 0 | 383 |
| | No | 3 | 3 | | 6 | 90 | 65 | | 155 | 93 | 68 | 0 | 161 |
| | Missing | | | | 0 | | 1 | | 1 | 0 | 1 | 0 | 1 |
| | Total | 33 | 23 | | 56 | 304 | 185 | | 489 | 337 | 208 | 0 | 545 |

| Level | Facility | URBAN | | | | RURAL | | | | TOTAL | | | |
|------------------------------------|----------|-------|-------|-------|-------|-------|-------|-------|-------|-------|-------|-------|-------|
| | | Boys | Girls | Mixed | Total | Boys | Girls | Mixed | Total | Boys | Girls | Mixed | Total |
| High Sec. | Yes | | 4 | | 4 | 13 | 13 | | 26 | 13 | 17 | 0 | 30 |
| | No | 1 | | | 1 | 3 | 7 | | 10 | 4 | 7 | 0 | 11 |
| | Total | 1 | 4 | | 5 | 16 | 20 | | 36 | 17 | 24 | 0 | 41 |
| Grand Total (At all Levels) | | 101 | 110 | | 211 | 3,137 | 2,603 | | 5,740 | 3,238 | 2,713 | 0 | 5,951 |

TABLE 6.11
PHYSICAL FACILITIES
(Laterine For Students)
2001-2002

AJK

| Level | Facility | URBAN | | | | RURAL | | | | TOTAL | | | |
|---------|--------------|-----------|-----------|-------|-----------|--------------|--------------|-------|--------------|--------------|--------------|----------|--------------|
| | | Boys | Girls | Mixed | Total | Boys | Girls | Mixed | Total | Boys | Girls | Mixed | Total |
| Mosque | Yes | 9 | | | 9 | 268 | | | 268 | 277 | 0 | 0 | 277 |
| | No | 12 | | | 12 | 444 | | | 444 | 456 | 0 | 0 | 456 |
| | Missing | 8 | | | 8 | 649 | | | 649 | 657 | 0 | 0 | 657 |
| | Total | 29 | | | 29 | 1,361 | | | 1,361 | 1,390 | 0 | 0 | 1,390 |
| Primary | Yes | 9 | 29 | | 38 | 265 | 608 | | 873 | 274 | 637 | 0 | 911 |
| | No | 10 | 11 | | 21 | 244 | 493 | | 737 | 254 | 504 | 0 | 758 |
| | Missing | 3 | 23 | | 26 | 468 | 823 | | 1,291 | 471 | 846 | 0 | 1,317 |
| | Total | 22 | 63 | | 85 | 977 | 1,924 | | 2,901 | 999 | 1,987 | 0 | 2,986 |
| Middle | Yes | 14 | 20 | | 34 | 284 | 325 | | 609 | 298 | 345 | 0 | 643 |
| | No | 2 | | | 2 | 80 | 59 | | 139 | 82 | 59 | 0 | 141 |
| | Missing | | | | 0 | 115 | 90 | | 205 | 115 | 90 | 0 | 205 |
| | Total | 16 | 20 | | 36 | 479 | 474 | | 953 | 495 | 494 | 0 | 989 |
| High | Yes | 31 | 22 | | 53 | 271 | 164 | | 435 | 302 | 186 | 0 | 488 |
| | No | 2 | | | 2 | 14 | 9 | | 23 | 16 | 9 | 0 | 25 |
| | Missing | | 1 | | 1 | 19 | 12 | | 31 | 19 | 13 | 0 | 32 |
| | Total | 33 | 23 | | 56 | 304 | 185 | | 489 | 337 | 208 | 0 | 545 |

| Level | Facility | URBAN | | | | RURAL | | | | TOTAL | | | |
|------------------------------------|----------|-------|-------|-------|-------|-------|-------|-------|-------|-------|-------|-------|-------|
| | | Boys | Girls | Mixed | Total | Boys | Girls | Mixed | Total | Boys | Girls | Mixed | Total |
| High Sec. | Yes | 1 | 4 | | 5 | 12 | 20 | | 32 | 13 | 24 | 0 | 37 |
| | No | | | | 0 | 1 | | 1 | 1 | 0 | 0 | 1 | |
| | Missing | | | | 0 | 3 | | 3 | 3 | 0 | 0 | 3 | |
| | Total | 1 | 4 | | 5 | 16 | 20 | | 36 | 17 | 24 | 0 | 41 |
| Grand Total (At all Levels) | | 101 | 110 | | 211 | 3,137 | 2,603 | | 5,740 | 3,238 | 2,713 | 0 | 5,951 |

TABLE 6.12
PHYSICAL FACILITIES
(BOUNDARY WALL)
2001-2002

AJK

| Level | Facility | URBAN | | | | RURAL | | | | TOTAL | | | |
|---------|--------------|-----------|-----------|-------|-----------|--------------|--------------|-------|--------------|--------------|--------------|----------|--------------|
| | | Boys | Girls | Mixed | Total | Boys | Girls | Mixed | Total | Boys | Girls | Mixed | Total |
| Mosque | Yes | 4 | | | 4 | 58 | | | 58 | 62 | 0 | 0 | 62 |
| | No | 12 | | | 12 | 466 | | | 466 | 478 | 0 | 0 | 478 |
| | Missing | 13 | | | 13 | 837 | | | 837 | 850 | 0 | 0 | 850 |
| | Total | 29 | | | 29 | 1,361 | | | 1,361 | 1,390 | 0 | 0 | 1,390 |
| Primary | Yes | 6 | 21 | | 27 | 79 | 205 | | 284 | 85 | 226 | 0 | 311 |
| | No | 11 | 11 | | 22 | 240 | 592 | | 832 | 251 | 603 | 0 | 854 |
| | Missing | 5 | 31 | | 36 | 658 | 1,127 | | 1,785 | 663 | 1,158 | 0 | 1,821 |
| | Total | 22 | 63 | | 85 | 977 | 1,924 | | 2,901 | 999 | 1,987 | 0 | 2,986 |
| Middle | Yes | 9 | 12 | | 21 | 46 | 95 | | 141 | 55 | 107 | 0 | 162 |
| | No | 3 | 1 | | 4 | 122 | 101 | | 223 | 125 | 102 | 0 | 227 |
| | Missing | 4 | 7 | | 11 | 311 | 278 | | 589 | 315 | 285 | 0 | 600 |
| | Total | 16 | 20 | | 36 | 479 | 474 | | 953 | 495 | 494 | 0 | 989 |
| High | Yes | 23 | 16 | | 39 | 53 | 47 | | 100 | 76 | 63 | 0 | 139 |
| | No | 4 | 2 | | 6 | 109 | 50 | | 159 | 113 | 52 | 0 | 165 |
| | Missing | 6 | 5 | | 11 | 142 | 88 | | 230 | 148 | 93 | 0 | 241 |
| | Total | 33 | 23 | | 56 | 304 | 185 | | 489 | 337 | 208 | 0 | 545 |

| Level | Facility | URBAN | | | | RURAL | | | | TOTAL | | | |
|-----------------------------|----------|-------|-------|-------|-------|-------|-------|-------|-------|-------|-------|-------|-------|
| | | Boys | Girls | Mixed | Total | Boys | Girls | Mixed | Total | Boys | Girls | Mixed | Total |
| High Sec. | Yes | 1 | 4 | | 5 | | 10 | | 10 | 1 | 14 | 0 | 15 |
| | No | | | | 0 | 5 | 1 | | 6 | 5 | 1 | 0 | 6 |
| | Missing | | | | 0 | 11 | 9 | | 20 | 11 | 9 | 0 | 20 |
| | Total | 1 | 4 | | 5 | 16 | 20 | | 36 | 17 | 24 | 0 | 41 |
| Grand Total (At all Levels) | | 101 | 110 | | 211 | 3,137 | 2,603 | | 5,740 | 3,238 | 2,713 | 0 | 5,951 |

F

A

Public Sector Only

N

A

Table 7.1
NUMBER OF SCHOOLS
BY LOCATION, GENDER AND LEVEL
2001-2002

FANA

| Location | Gender | Elementary | | | | Secondary | Higher Sec. | Total |
|--------------------|--------------|------------|---------|--------|-------|-----------|-------------|-------|
| | | Mosque | Primary | Middle | Total | High | | |
| Urban | Boys | | 13 | 13 | 26 | 11 | | 37 |
| | Girls | | 12 | 9 | 21 | 8 | | 29 |
| | Mixed | | 40 | | 40 | | | 40 |
| | Total | | 65 | 22 | 87 | 19 | | 106 |
| Rural | Boys | | 350 | 102 | 452 | 90 | | 542 |
| | Girls | | 175 | 47 | 222 | 22 | | 244 |
| | Mixed | | 536 | 31 | 567 | 6 | | 573 |
| | Total | | 1,061 | 180 | 1,241 | 118 | | 1,359 |
| Grand Total | | | 1,126 | 202 | 1,241 | 137 | | 1,465 |

TABLE 7.2
ENROLMENT
BY STAGE, GENDER AND LOCATION
2001-2002

| Stage | Class | URBAN | | | RURAL | | | TOTAL | | |
|--------------------------------------|------------|---------------|--------------|---------------|---------------|---------------|----------------|---------------|---------------|----------------|
| | | BOYS | GIRLS | TOTAL | BOYS | GIRLS | TOTAL | BOYS | GIRLS | TOTAL |
| Pre Primary | Unadmitted | 168 | 139 | 307 | 1,414 | 736 | 2,150 | 1,582 | 875 | 2,457 |
| | Total | 168 | 139 | 307 | 1,414 | 736 | 2,150 | 1,582 | 875 | 2,457 |
| Primary | Kachi | 839 | 895 | 1,734 | 14,058 | 8,578 | 22,636 | 14,897 | 9,473 | 24,370 |
| | Pakki | 691 | 747 | 1,438 | 9,591 | 5,863 | 15,454 | 10,282 | 6,610 | 16,892 |
| | Class 2 | 687 | 774 | 1,461 | 8,253 | 5,032 | 13,285 | 8,940 | 5,806 | 14,746 |
| | Class 3 | 663 | 727 | 1,390 | 7,205 | 4,202 | 11,407 | 7,868 | 4,929 | 12,797 |
| | Class 4 | 753 | 763 | 1,516 | 7,282 | 4,151 | 11,433 | 8,035 | 4,914 | 12,949 |
| | Class 5 | 741 | 753 | 1,494 | 7,088 | 3,698 | 10,786 | 7,829 | 4,451 | 12,280 |
| | Total | 4,374 | 4,659 | 9,033 | 53,477 | 31,524 | 85,001 | 57,851 | 36,183 | 94,034 |
| Middle | Class 6 | 1,274 | 621 | 1,895 | 5,623 | 1,654 | 7,277 | 6,897 | 2,275 | 9,172 |
| | Class 7 | 1,009 | 522 | 1,531 | 4,154 | 1,239 | 5,393 | 5,163 | 1,761 | 6,924 |
| | Class 8 | 980 | 468 | 1,448 | 3,851 | 886 | 4,737 | 4,831 | 1,354 | 6,185 |
| | Total | 3,263 | 1,611 | 4,874 | 13,628 | 3,779 | 17,407 | 16,891 | 5,390 | 22,281 |
| High | Class 9 | 1,284 | 371 | 1,655 | 2,904 | 771 | 3,675 | 4,188 | 1,142 | 5,330 |
| | Class 10 | 1,076 | 311 | 1,387 | 1,807 | 449 | 2,256 | 2,883 | 760 | 3,643 |
| | Total | 2,360 | 682 | 3,042 | 4,711 | 1,220 | 5,931 | 7,071 | 1,902 | 8,973 |
| Grand Total (Classes 1 to 12) | | 10,165 | 7,091 | 17,256 | 73,230 | 37,259 | 110,489 | 83,395 | 44,350 | 127,745 |

TABLE 7.3
ENROLMENT
BY LEVEL, GENDER AND LOCATION
2001-2002

FANA

| Level | Class | URBAN | | | RURAL | | | TOTAL | | |
|---------|--------------|--------------|--------------|--------------|---------------|---------------|---------------|---------------|---------------|---------------|
| | | Boys | Girls | Total | Boys | Girls | Total | Boys | Girls | Total |
| Primary | Unadmitted | 80 | 69 | 149 | 1,177 | 666 | 1,843 | 1,257 | 735 | 1,992 |
| | Kachi | 422 | 511 | 933 | 10,305 | 7,022 | 17,327 | 10,727 | 7,533 | 18,260 |
| | Pakki | 300 | 424 | 724 | 6,528 | 4,538 | 11,066 | 6,828 | 4,962 | 11,790 |
| | Class 2 | 279 | 383 | 662 | 5,503 | 3,626 | 9,129 | 5,782 | 4,009 | 9,791 |
| | Class 3 | 233 | 364 | 597 | 4,589 | 3,029 | 7,618 | 4,822 | 3,393 | 8,215 |
| | Class 4 | 265 | 334 | 599 | 4,139 | 2,807 | 6,946 | 4,404 | 3,141 | 7,545 |
| | Class 5 | 225 | 380 | 605 | 3,534 | 2,367 | 5,901 | 3,759 | 2,747 | 6,506 |
| | Class 6 | 9 | | 9 | 197 | 134 | 331 | 206 | 134 | 340 |
| | Class 7 | | | | 81 | 75 | 156 | 81 | 75 | 156 |
| | Class 8 | | | | 64 | 52 | 116 | 64 | 52 | 116 |
| | Class 9 | | | | 22 | | 22 | 22 | | 22 |
| | Class 10 | | | | 22 | | 22 | 22 | | 22 |
| | Total | 1,813 | 2,465 | 4,278 | 36,161 | 24,316 | 60,477 | 37,974 | 26,781 | 64,755 |
| Middle | Unadmitted | 75 | 49 | 124 | 154 | 36 | 190 | 229 | 85 | 314 |
| | Kachi | 326 | 155 | 481 | 2,173 | 1,035 | 3,208 | 2,499 | 1,190 | 3,689 |
| | Pakki | 328 | 156 | 484 | 1,687 | 871 | 2,558 | 2,015 | 1,027 | 3,042 |
| | Class 2 | 315 | 182 | 497 | 1,491 | 850 | 2,341 | 1,806 | 1,032 | 2,838 |
| | Class 3 | 338 | 190 | 528 | 1,369 | 655 | 2,024 | 1,707 | 845 | 2,552 |
| | Class 4 | 358 | 186 | 544 | 1,630 | 739 | 2,369 | 1,988 | 925 | 2,913 |
| | Class 5 | 356 | 196 | 552 | 1,681 | 698 | 2,379 | 2,037 | 894 | 2,931 |
| | Class 6 | 345 | 193 | 538 | 2,058 | 650 | 2,708 | 2,403 | 843 | 3,246 |
| | Class 7 | 193 | 148 | 341 | 1,371 | 424 | 1,795 | 1,564 | 572 | 2,136 |
| | Class 8 | 177 | 127 | 304 | 1,196 | 196 | 1,392 | 1,373 | 323 | 1,696 |
| | Class 9 | | | | 39 | 6 | 45 | 39 | 6 | 45 |
| | Class 10 | | | | 11 | | 11 | 11 | | 11 |
| | Total | 2,811 | 1,582 | 4,393 | 14,860 | 6,160 | 21,020 | 17,671 | 7,742 | 25,413 |

| Level | Class | URBAN | | | RURAL | | | TOTAL | | |
|------------------------------------|------------|---------------|--------------|---------------|---------------|---------------|----------------|---------------|---------------|----------------|
| | | Boys | Girls | Total | Boys | Girls | Total | Boys | Girls | Total |
| High | Unadmitted | 13 | 21 | 34 | 83 | 34 | 117 | 96 | 55 | 151 |
| | Kachi | 91 | 229 | 320 | 1,580 | 521 | 2,101 | 1,671 | 750 | 2,421 |
| | Pakki | 63 | 167 | 230 | 1,376 | 454 | 1,830 | 1,439 | 621 | 2,060 |
| | Class 2 | 93 | 209 | 302 | 1,259 | 556 | 1,815 | 1,352 | 765 | 2,117 |
| | Class 3 | 92 | 173 | 265 | 1,247 | 518 | 1,765 | 1,339 | 691 | 2,030 |
| | Class 4 | 130 | 243 | 373 | 1,513 | 605 | 2,118 | 1,643 | 848 | 2,491 |
| | Class 5 | 160 | 177 | 337 | 1,873 | 633 | 2,506 | 2,033 | 810 | 2,843 |
| | Class 6 | 920 | 428 | 1,348 | 3,368 | 870 | 4,238 | 4,288 | 1,298 | 5,586 |
| | Class 7 | 816 | 374 | 1,190 | 2,702 | 740 | 3,442 | 3,518 | 1,114 | 4,632 |
| | Class 8 | 803 | 341 | 1,144 | 2,591 | 638 | 3,229 | 3,394 | 979 | 4,373 |
| | Class 9 | 1,284 | 371 | 1,655 | 2,843 | 765 | 3,608 | 4,127 | 1,136 | 5,263 |
| | Class 10 | 1,076 | 311 | 1,387 | 1,774 | 449 | 2,223 | 2,850 | 760 | 3,610 |
| | | Total | 5,541 | 3,044 | 8,585 | 22,209 | 6,783 | 28,992 | 27,750 | 9,827 |
| Grand Total (At all Levels) | | 10,165 | 7,091 | 17,256 | 73,230 | 37,259 | 110,489 | 83,395 | 44,350 | 127,745 |

TABLE 7.4
NUMBER OF TEACHERS
BY LEVEL, GENDER, LOCATION AND PROFESSIONAL QUALIFICATION
2001-2002

| Level | Professional Qualification | URBAN | | | RURAL | | | TOTAL | | |
|------------------------------------|----------------------------|------------|------------|------------|--------------|--------------|--------------|--------------|--------------|--------------|
| | | Male | Female | Total | Male | Female | Total | Male | Female | Total |
| Primary | P.T.C. | 17 | 21 | 38 | 226 | 48 | 274 | 243 | 69 | 312 |
| | C.T. | 8 | 12 | 20 | 95 | 16 | 111 | 103 | 28 | 131 |
| | B.Ed. | 9 | 5 | 14 | 95 | 4 | 99 | 104 | 9 | 113 |
| | M.Ed. | | | | 1 | 1 | 2 | 1 | 1 | 2 |
| | Others (Trained) | 1 | 1 | 2 | 32 | 18 | 50 | 33 | 19 | 52 |
| | Untrained | 27 | 61 | 88 | 775 | 517 | 1,292 | 802 | 578 | 1,380 |
| | Total | | 62 | 100 | 162 | 1,224 | 604 | 1,828 | 1,286 | 704 |
| Middle | P.T.C. | 16 | 10 | 26 | 140 | 24 | 164 | 156 | 34 | 190 |
| | C.T. | 20 | 20 | 40 | 109 | 32 | 141 | 129 | 52 | 181 |
| | B.Ed. | 30 | 16 | 46 | 214 | 13 | 227 | 244 | 29 | 273 |
| | M.Ed. | 4 | | 4 | 5 | | 5 | 9 | | 9 |
| | Others (Trained) | 5 | | 5 | 30 | 2 | 32 | 35 | 2 | 37 |
| | Untrained | 25 | 18 | 43 | 261 | 77 | 338 | 286 | 95 | 381 |
| | Total | | 100 | 64 | 164 | 759 | 148 | 907 | 859 | 212 |
| High | P.T.C. | 20 | 12 | 32 | 152 | 33 | 185 | 172 | 45 | 217 |
| | C.T. | 31 | 40 | 71 | 158 | 13 | 171 | 189 | 53 | 242 |
| | B.Ed. | 114 | 35 | 149 | 458 | 28 | 486 | 572 | 63 | 635 |
| | M.Ed. | 4 | | 4 | 41 | 1 | 42 | 45 | 1 | 46 |
| | Others (Trained) | 21 | 1 | 22 | 87 | 3 | 90 | 108 | 4 | 112 |
| | Untrained | 25 | 18 | 43 | 263 | 59 | 322 | 288 | 77 | 365 |
| | Total | | 215 | 106 | 321 | 1,159 | 137 | 1,296 | 1,374 | 243 |
| Grand Total (At all Levels) | | 377 | 270 | 647 | 3,142 | 889 | 4,031 | 3,519 | 1,159 | 4,678 |

FANA

TABLE 7.5
NUMBER OF TEACHERS
BY LEVEL, GENDER, LOCATION AND ACADEMIC QUALIFICATION
2001-2002

| Level | Academic Qualification | URBAN | | | RURAL | | | TOTAL | | |
|------------------------------------|------------------------|------------|------------|------------|--------------|--------------|--------------|--------------|--------------|--------------|
| | | Male | Female | Total | Male | Female | Total | Male | Female | Total |
| Primary | Matric | 22 | 49 | 71 | 568 | 354 | 922 | 590 | 403 | 993 |
| | F.A./ F.Sc. | 17 | 35 | 52 | 326 | 149 | 475 | 343 | 184 | 527 |
| | B.A./ B.Sc. | 20 | 13 | 33 | 242 | 40 | 282 | 262 | 53 | 315 |
| | M.A./ M.Sc. | 1 | | 1 | 32 | 2 | 34 | 33 | 2 | 35 |
| | Others | 2 | 3 | 5 | 56 | 59 | 115 | 58 | 62 | 120 |
| | Total | | 62 | 100 | 162 | 1,224 | 604 | 1,828 | 1,286 | 704 |
| Middle | Matric | 24 | 3 | 27 | 153 | 31 | 184 | 177 | 34 | 211 |
| | F.A./ F.Sc. | 14 | 21 | 35 | 184 | 71 | 255 | 198 | 92 | 290 |
| | B.A./ B.Sc. | 38 | 33 | 71 | 327 | 39 | 366 | 365 | 72 | 437 |
| | M.A./ M.Sc. | 13 | 7 | 20 | 76 | 2 | 78 | 89 | 9 | 98 |
| | Others | 11 | | 11 | 19 | 5 | 24 | 30 | 5 | 35 |
| | Total | | 100 | 64 | 164 | 759 | 148 | 907 | 859 | 212 |
| High | Matric | 19 | 4 | 23 | 163 | 42 | 205 | 182 | 46 | 228 |
| | F.A./ F.Sc. | 35 | 42 | 77 | 227 | 36 | 263 | 262 | 78 | 340 |
| | B.A./ B.Sc. | 95 | 51 | 146 | 562 | 56 | 618 | 657 | 107 | 764 |
| | M.A./ M.Sc. | 62 | 7 | 69 | 188 | 3 | 191 | 250 | 10 | 260 |
| | Others | 4 | 2 | 6 | 19 | | 19 | 23 | 2 | 25 |
| | Total | | 215 | 106 | 321 | 1,159 | 137 | 1,296 | 1,374 | 243 |
| Grand Total (At all Levels) | | 377 | 270 | 647 | 3,142 | 889 | 4,031 | 3,519 | 1,159 | 4,678 |

FANA

TABLE 7.6
PHYSICAL FACILITIES
(BUILDING)
2001-2002

| | | URBAN | | | | RURAL | | | | TOTAL | | | |
|------------------------------------|----------|-----------|-----------|-----------|------------|------------|------------|------------|--------------|------------|------------|------------|--------------|
| Level | Facility | Boys | Girls | Mixed | Total | Boys | Girls | Mixed | Total | Boys | Girls | Mixed | Total |
| Primary | yes | 10 | 11 | 29 | 50 | 290 | 141 | 422 | 853 | 300 | 152 | 451 | 903 |
| | No | 3 | 1 | 11 | 15 | 60 | 34 | 114 | 208 | 63 | 35 | 125 | 223 |
| | Total | 13 | 12 | 40 | 65 | 350 | 175 | 536 | 1,061 | 363 | 187 | 576 | 1,126 |
| Middle | yes | 12 | 9 | | 21 | 101 | 43 | 31 | 175 | 113 | 52 | 31 | 196 |
| | No | 1 | | | 1 | 1 | 4 | | 5 | 2 | 4 | 0 | 6 |
| | Total | 13 | 9 | | 22 | 102 | 47 | 31 | 180 | 115 | 56 | 31 | 202 |
| High | yes | 11 | 8 | | 19 | 90 | 22 | 6 | 118 | 101 | 30 | 6 | 137 |
| | Total | 11 | 8 | | 19 | 90 | 22 | 6 | 118 | 101 | 30 | 6 | 137 |
| Grand Total (At all Levels) | | 37 | 29 | 40 | 106 | 542 | 244 | 573 | 1,359 | 579 | 273 | 613 | 1,465 |

FANA

TABLE 7.7
PHYSICAL FACILITIES
(OWNERSHIP)
2001-2002

FANA

| Level | Facility | URBAN | | | | RURAL | | | | TOTAL | | | |
|------------------------------------|-----------------|-----------|-----------|-----------|------------|------------|------------|------------|--------------|--------------|------------|------------|--------------|
| | | Boys | Girls | Mixed | Total | Boys | Girls | Mixed | Total | Boys | Girls | Mixed | Total |
| Primary | Govt. Building | 10 | 9 | 4 | 23 | 240 | 63 | 144 | 447 | 250 | 72 | 148 | 470 |
| | Rented Building | | 2 | 14 | 16 | 21 | 38 | 130 | 189 | 21 | 40 | 144 | 205 |
| | No Building | 3 | 1 | 11 | 15 | 60 | 34 | 114 | 208 | 63 | 35 | 125 | 223 |
| | Other Building | | | 11 | 11 | 29 | 40 | 148 | 217 | 29 | 40 | 159 | 228 |
| | Total | | 13 | 12 | 40 | 65 | 350 | 175 | 536 | 1,061 | 363 | 187 | 576 |
| Middle | Govt. Building | 12 | 9 | | 21 | 99 | 43 | 26 | 168 | 111 | 52 | 26 | 189 |
| | Rented Building | | | | 0 | 2 | | 1 | 3 | 2 | 0 | 1 | 3 |
| | No Building | 1 | | | 1 | 1 | 4 | | 5 | 2 | 4 | 0 | 6 |
| | Other Building | | | | 0 | | | 4 | 4 | 0 | 0 | 4 | 4 |
| | Total | | 13 | 9 | | 22 | 102 | 47 | 31 | 180 | 115 | 56 | 31 |
| High | Govt. Building | 11 | 8 | | 19 | 89 | 19 | 6 | 114 | 100 | 27 | 6 | 133 |
| | Rented Building | | | | 0 | | 1 | | 1 | 0 | 1 | 0 | 1 |
| | Other Building | | | | 0 | 1 | 2 | | 3 | 1 | 2 | 0 | 3 |
| | Total | | 11 | 8 | | 19 | 90 | 22 | 6 | 118 | 101 | 30 | 6 |
| Grand Total (At all Levels) | | 37 | 29 | 40 | 106 | 542 | 244 | 573 | 1,359 | 579 | 273 | 613 | 1,465 |

TABLE 7.8
PHYSICAL FACILITIES
(CONSTRUCTION)
2001-2002

AJK

| Level | Facility | URBAN | | | | RURAL | | | | TOTAL | | | |
|-------------|----------|-------|--------|-------|-------|-------|--------|-------|-------|-------|--------|-------|-------|
| | | Male | Female | Mixed | Total | Male | Female | Mixed | Total | Male | Female | Mixed | Total |
| Mosque | Kacha | | | | | | | | | | | | |
| | Pakka | | | | | | | | | | | | |
| | Mixed | | | | | | | | | | | | |
| | Total | | | | | | | | | | | | |
| Primary | Kacha | | | | | | | | | | | | |
| | Pakka | | | | | | | | | | | | |
| | Mixed | | | | | | | | | | | | |
| | Total | | | | | | | | | | | | |
| Middle | Kacha | | | | | | | | | | | | |
| | Pakka | | | | | | | | | | | | |
| | Mixed | | | | | | | | | | | | |
| | Total | | | | | | | | | | | | |
| High | Kacha | | | | | | | | | | | | |
| | Pakka | | | | | | | | | | | | |
| | Mixed | | | | | | | | | | | | |
| | Total | | | | | | | | | | | | |
| High Sec. | Kacha | | | | | | | | | | | | |
| | Pakka | | | | | | | | | | | | |
| | Mixed | | | | | | | | | | | | |
| | Total | | | | | | | | | | | | |
| Grand Total | | | | | | | | | | | | | |

DATA NOT AVAILABLE

TABLE 7.9
PHYSICAL FACILITIES
(Electricity)
2001-2002

FANA

| Level | Facility | URBAN | | | | RURAL | | | | TOTAL | | | |
|------------------------------------|--------------|-----------|-----------|-----------|------------|------------|------------|------------|--------------|------------|------------|------------|--------------|
| | | Boys | Girls | Mixed | Total | Boys | Girls | Mixed | Total | Boys | Girls | Mixed | Total |
| Primary | Yes | 5 | 4 | 9 | 18 | 43 | 25 | 82 | 150 | 48 | 29 | 91 | 168 |
| | No | 8 | 8 | 31 | 47 | 307 | 150 | 454 | 911 | 315 | 158 | 485 | 958 |
| | Total | 13 | 12 | 40 | 65 | 350 | 175 | 536 | 1,061 | 363 | 187 | 576 | 1,126 |
| Middle | Yes | 7 | 2 | | 9 | 26 | 12 | 7 | 45 | 33 | 14 | 7 | 54 |
| | No | 6 | 7 | | 13 | 76 | 35 | 24 | 135 | 82 | 42 | 24 | 148 |
| | Total | 13 | 9 | | 22 | 102 | 47 | 31 | 180 | 115 | 56 | 31 | 202 |
| High | Yes | 9 | 5 | | 14 | 45 | 15 | 5 | 65 | 54 | 20 | 5 | 79 |
| | No | 2 | 3 | | 5 | 45 | 7 | 1 | 53 | 47 | 10 | 1 | 58 |
| | Total | 11 | 8 | | 19 | 90 | 22 | 6 | 118 | 101 | 30 | 6 | 137 |
| Grand Total (At all Levels) | | 37 | 29 | 40 | 106 | 542 | 244 | 573 | 1,359 | 579 | 273 | 613 | 1,465 |

TABLE 7.10
PHYSICAL FACILITIES
(Drinking Water)
2001-2002

FANA

| Level | Facility | URBAN | | | | RURAL | | | | TOTAL | | | |
|------------------------------------|----------|-----------|-----------|-----------|------------|------------|------------|------------|--------------|------------|------------|------------|--------------|
| | | Boys | Girls | Mixed | Total | Boys | Girls | Mixed | Total | Boys | Girls | Mixed | Total |
| Primary | Yes | 6 | 6 | 19 | 31 | 133 | 57 | 181 | 371 | 139 | 63 | 200 | 402 |
| | No | 7 | 6 | 21 | 34 | 217 | 118 | 355 | 690 | 224 | 124 | 376 | 724 |
| | Total | 13 | 12 | 40 | 65 | 350 | 175 | 536 | 1,061 | 363 | 187 | 576 | 1,126 |
| Middle | Yes | 10 | 6 | | 16 | 42 | 24 | 14 | 80 | 52 | 30 | 14 | 96 |
| | No | 3 | 3 | | 6 | 60 | 23 | 17 | 100 | 63 | 26 | 17 | 106 |
| | Total | 13 | 9 | | 22 | 102 | 47 | 31 | 180 | 115 | 56 | 31 | 202 |
| High | Yes | 11 | 6 | | 17 | 60 | 18 | 3 | 81 | 71 | 24 | 3 | 98 |
| | No | | 2 | | 2 | 30 | 4 | 3 | 37 | 30 | 6 | 3 | 39 |
| | Total | 11 | 8 | | 19 | 90 | 22 | 6 | 118 | 101 | 30 | 6 | 137 |
| Grand Total (At all Levels) | | 37 | 29 | 40 | 106 | 542 | 244 | 573 | 1,359 | 579 | 273 | 613 | 1,465 |

TABLE 7.11
PHYSICAL FACILITIES
(Laterine For Students)
2001-2002

FANA

| Level | Facility | URBAN | | | | RURAL | | | | TOTAL | | | |
|------------------------------------|----------|-----------|-----------|-----------|------------|------------|------------|------------|--------------|------------|------------|------------|--------------|
| | | Boys | Girls | Mixed | Total | Boys | Girls | Mixed | Total | Boys | Girls | Mixed | Total |
| Primary | Yes | 2 | 5 | 9 | 16 | 24 | 38 | 85 | 147 | 26 | 43 | 94 | 163 |
| | No | 11 | 7 | 31 | 49 | 326 | 137 | 451 | 914 | 337 | 144 | 482 | 963 |
| | Total | 13 | 12 | 40 | 65 | 350 | 175 | 536 | 1,061 | 363 | 187 | 576 | 1,126 |
| Middle | Yes | 6 | 5 | | 11 | 42 | 23 | 13 | 78 | 48 | 28 | 13 | 89 |
| | No | 7 | 4 | | 11 | 60 | 24 | 18 | 102 | 67 | 28 | 18 | 113 |
| | Total | 13 | 9 | | 22 | 102 | 47 | 31 | 180 | 115 | 56 | 31 | 202 |
| High | Yes | 7 | 5 | | 12 | 66 | 20 | 5 | 91 | 73 | 25 | 5 | 103 |
| | No | 4 | 3 | | 7 | 24 | 2 | 1 | 27 | 28 | 5 | 1 | 34 |
| | Total | 11 | 8 | | 19 | 90 | 22 | 6 | 118 | 101 | 30 | 6 | 137 |
| Grand Total (At all Levels) | | 37 | 29 | 40 | 106 | 542 | 244 | 573 | 1,359 | 579 | 273 | 613 | 1,465 |

TABLE 7.12
PHYSICAL FACILITIES
(BOUNDARY WALL)
2001-2002

FANA

| Level | Facility | URBAN | | | | RURAL | | | | TOTAL | | | |
|------------------------------------|--------------|-----------|-----------|-----------|------------|------------|------------|------------|--------------|------------|------------|------------|--------------|
| | | Boys | Girls | Mixed | Total | Boys | Girls | Mixed | Total | Boys | Girls | Mixed | Total |
| Primary | Yes | 7 | 7 | 16 | 30 | 81 | 54 | 119 | 254 | 88 | 61 | 135 | 284 |
| | No | 6 | 5 | 24 | 35 | 269 | 121 | 417 | 807 | 275 | 126 | 441 | 842 |
| | Total | 13 | 12 | 40 | 65 | 350 | 175 | 536 | 1,061 | 363 | 187 | 576 | 1,126 |
| Middle | Yes | 8 | 7 | | 15 | 38 | 31 | 14 | 83 | 46 | 38 | 14 | 98 |
| | No | 5 | 2 | | 7 | 64 | 16 | 17 | 97 | 69 | 18 | 17 | 104 |
| | Total | 13 | 9 | | 22 | 102 | 47 | 31 | 180 | 115 | 56 | 31 | 202 |
| High | Yes | 9 | 5 | | 14 | 46 | 19 | 4 | 69 | 55 | 24 | 4 | 83 |
| | No | 2 | 3 | | 5 | 44 | 3 | 2 | 49 | 46 | 6 | 2 | 54 |
| | Total | 11 | 8 | | 19 | 90 | 22 | 6 | 118 | 101 | 30 | 6 | 137 |
| Grand Total (At all Levels) | | 37 | 29 | 40 | 106 | 542 | 244 | 573 | 1,359 | 579 | 273 | 613 | 1,465 |

F

A

Public Sector Only

T

A

Table 8.1
NUMBER OF SCHOOLS
BY LOCATION, GENDER AND LEVEL
2001-2002

FATA

| Location | Gender | Elementary | | | | Secondary | Higher Sec. | Total |
|--------------------|--------------|------------|--------------|------------|--------------|------------|-------------|--------------|
| | | Mosque | Primary | Middle | Total | High | | |
| Rural | Boys | 223 | 2,088 | 278 | 2,589 | 176 | 7 | 2,772 |
| | Girls | 44 | 1,340 | 93 | 1,477 | 17 | 3 | 1,497 |
| | Total | 267 | 3,428 | 371 | 4,066 | 193 | 10 | 4,269 |
| Grand Total | | 267 | 3,428 | 371 | 4,066 | 193 | 10 | 4,269 |

TABLE 8.2
ENROLMENT
BY STAGE, GENDER AND LOCATION
2001-2002

| Stage | Class | URBAN | | | RURAL | | | TOTAL | | | FATA | | |
|--------------------------------------|------------|-------|-------|-------|---------|--------|---------|---------|--------|---------|---------|--------|---------|
| | | BOYS | GIRLS | TOTAL | BOYS | GIRLS | TOTAL | BOYS | GIRLS | TOTAL | | | |
| Pre Primary | Unadmitted | | | | 52,512 | 13,569 | 66,081 | 52,512 | 13,569 | 66,081 | | | |
| | Total | | | | 52,512 | 13,569 | 66,081 | 52,512 | 13,569 | 66,081 | | | |
| Primary | Kachi | | | | 56,628 | 25,406 | 82,034 | 56,628 | 25,406 | 82,034 | | | |
| | Pakki | | | | 45,865 | 17,800 | 63,665 | 45,865 | 17,800 | 63,665 | | | |
| | Class 2 | | | | 39,495 | 13,355 | 52,850 | 39,495 | 13,355 | 52,850 | | | |
| | Class 3 | | | | 33,498 | 9,927 | 43,425 | 33,498 | 9,927 | 43,425 | | | |
| | Class 4 | | | | 27,473 | 6,896 | 34,369 | 27,473 | 6,896 | 34,369 | | | |
| | Class 5 | | | | 20,368 | 3,951 | 24,319 | 20,368 | 3,951 | 24,319 | | | |
| | Total | | | | 223,327 | 77,335 | 300,662 | 223,327 | 77,335 | 300,662 | | | |
| Middle | Class 6 | | | | 15,179 | 1,962 | 17,141 | 15,179 | 1,962 | 17,141 | | | |
| | Class 7 | | | | 12,341 | 1,589 | 13,930 | 12,341 | 1,589 | 13,930 | | | |
| | Class 8 | | | | 10,425 | 1,313 | 11,738 | 10,425 | 1,313 | 11,738 | | | |
| | Total | | | | 37,945 | 4,864 | 42,809 | 37,945 | 4,864 | 42,809 | | | |
| High | Class 9 | | | | 7,939 | 763 | 8,702 | 7,939 | 763 | 8,702 | | | |
| | Class 10 | | | | 5,736 | 591 | 6,327 | 5,736 | 591 | 6,327 | | | |
| | Total | | | | 13,675 | 1,354 | 15,029 | 13,675 | 1,354 | 15,029 | | | |
| Higher Sec. | Class 11 | | | | 167 | | 167 | 167 | | 167 | | | |
| | Class 12 | | | | 134 | | 134 | 134 | | 134 | | | |
| | Total | | | | 301 | | 301 | 301 | 0 | 301 | | | |
| Grand Total (Classes 1 to 12) | | | | | | | | 327,760 | 97,122 | 424,882 | 327,760 | 97,122 | 424,882 |

TABLE 8.3
ENROLMENT
BY LEVEL, GENDER AND LOCATION
2001-2002

| Level | Class | URBAN | | | RURAL | | | TOTAL | | |
|---------|------------|--------------|-------|-------|--------|----------------|---------------|----------------|----------------|---------------|
| | | Boys | Girls | Total | Boys | Girls | Total | Boys | Girls | Total |
| Mosque | Unadmitted | | | | 3,367 | 350 | 3,717 | 3,367 | 350 | 3,717 |
| | Kachi | | | | 3,661 | 687 | 4,348 | 3,661 | 687 | 4,348 |
| | Pakki | | | | 2,892 | 360 | 3,252 | 2,892 | 360 | 3,252 |
| | Class 2 | | | | 2,246 | 259 | 2,505 | 2,246 | 259 | 2,505 |
| | Class 3 | | | | 1,810 | 250 | 2,060 | 1,810 | 250 | 2,060 |
| | Class 4 | | | | 1,525 | 172 | 1,697 | 1,525 | 172 | 1,697 |
| | Class 5 | | | | 604 | 99 | 703 | 604 | 99 | 703 |
| | Class 6 | | | | 35 | | 35 | 35 | | 35 |
| | Class 7 | | | | 17 | | 17 | 17 | | 17 |
| | Class 8 | | | | 19 | | 19 | 19 | | 19 |
| | | Total | | | | 16,176 | 2,177 | 18,353 | 16,176 | 2,177 |
| Primary | Unadmitted | | | | 39,082 | 12,062 | 51,144 | 39,082 | 12,062 | 51,144 |
| | Kachi | | | | 41,281 | 21,796 | 63,077 | 41,281 | 21,796 | 63,077 |
| | Pakki | | | | 32,772 | 15,053 | 47,825 | 32,772 | 15,053 | 47,825 |
| | Class 2 | | | | 27,483 | 11,143 | 38,626 | 27,483 | 11,143 | 38,626 |
| | Class 3 | | | | 22,646 | 8,060 | 30,706 | 22,646 | 8,060 | 30,706 |
| | Class 4 | | | | 17,518 | 5,366 | 22,884 | 17,518 | 5,366 | 22,884 |
| | Class 5 | | | | 5,576 | 2,344 | 7,920 | 5,576 | 2,344 | 7,920 |
| | Class 6 | | | | 264 | 271 | 535 | 264 | 271 | 535 |
| | Class 7 | | | | 133 | 148 | 281 | 133 | 148 | 281 |
| | Class 8 | | | | 160 | 109 | 269 | 160 | 109 | 269 |
| | | Total | | | | 186,915 | 76,352 | 263,267 | 186,915 | 76,352 |

FATA

| Level | Class | URBAN | | | RURAL | | | TOTAL | | |
|-------------|--------------|-------|-------|-------|---------------|---------------|---------------|---------------|---------------|---------------|
| | | Boys | Girls | Total | Boys | Girls | Total | Boys | Girls | Total |
| Middle | Unadmitted | | | | 5,493 | 822 | 6,315 | 5,493 | 822 | 6,315 |
| | Kachi | | | | 6,628 | 1,937 | 8,565 | 6,628 | 1,937 | 8,565 |
| | Pakki | | | | 5,639 | 1,581 | 7,220 | 5,639 | 1,581 | 7,220 |
| | Class 2 | | | | 5,055 | 1,339 | 6,394 | 5,055 | 1,339 | 6,394 |
| | Class 3 | | | | 4,579 | 1,019 | 5,598 | 4,579 | 1,019 | 5,598 |
| | Class 4 | | | | 4,198 | 926 | 5,124 | 4,198 | 926 | 5,124 |
| | Class 5 | | | | 5,817 | 852 | 6,669 | 5,817 | 852 | 6,669 |
| | Class 6 | | | | 5,330 | 915 | 6,245 | 5,330 | 915 | 6,245 |
| | Class 7 | | | | 4,474 | 709 | 5,183 | 4,474 | 709 | 5,183 |
| | Class 8 | | | | 3,279 | 511 | 3,790 | 3,279 | 511 | 3,790 |
| | Class 9 | | | | 69 | | 69 | 69 | | 69 |
| | Class 10 | | | | 13 | | 13 | 13 | | 13 |
| | Total | | | | 50,574 | 10,611 | 61,185 | 50,574 | 10,611 | 61,185 |
| High | Unadmitted | | | | 4,181 | 132 | 4,313 | 4,181 | 132 | 4,313 |
| | Kachi | | | | 4,876 | 674 | 5,550 | 4,876 | 674 | 5,550 |
| | Pakki | | | | 4,361 | 632 | 4,993 | 4,361 | 632 | 4,993 |
| | Class 2 | | | | 4,512 | 398 | 4,910 | 4,512 | 398 | 4,910 |
| | Class 3 | | | | 4,242 | 386 | 4,628 | 4,242 | 386 | 4,628 |
| | Class 4 | | | | 4,031 | 284 | 4,315 | 4,031 | 284 | 4,315 |
| | Class 5 | | | | 7,912 | 382 | 8,294 | 7,912 | 382 | 8,294 |
| | Class 6 | | | | 8,735 | 416 | 9,151 | 8,735 | 416 | 9,151 |
| | Class 7 | | | | 6,922 | 419 | 7,341 | 6,922 | 419 | 7,341 |
| | Class 8 | | | | 6,227 | 398 | 6,625 | 6,227 | 398 | 6,625 |
| | Class 9 | | | | 6,931 | 417 | 7,348 | 6,931 | 417 | 7,348 |
| | Class 10 | | | | 4,893 | 289 | 5,182 | 4,893 | 289 | 5,182 |
| | Total | | | | 67,823 | 4,827 | 72,650 | 67,823 | 4,827 | 72,650 |
| Higher Sec. | Unadmitted | | | | 389 | 203 | 592 | 389 | 203 | 592 |
| | Kachi | | | | 182 | 312 | 494 | 182 | 312 | 494 |
| | Pakki | | | | 201 | 174 | 375 | 201 | 174 | 375 |
| | Class 2 | | | | 199 | 216 | 415 | 199 | 216 | 415 |
| | Class 3 | | | | 221 | 212 | 433 | 221 | 212 | 433 |

| Level | Class | URBAN | | | RURAL | | | TOTAL | | |
|------------------------------------|--------------|-------|-------|-------|----------------|---------------|----------------|----------------|---------------|----------------|
| | | Boys | Girls | Total | Boys | Girls | Total | Boys | Girls | Total |
| Higher Sec. | Class 4 | | | | 201 | 148 | 349 | 201 | 148 | 349 |
| | Class 5 | | | | 459 | 274 | 733 | 459 | 274 | 733 |
| | Class 6 | | | | 815 | 360 | 1,175 | 815 | 360 | 1,175 |
| | Class 7 | | | | 795 | 313 | 1,108 | 795 | 313 | 1,108 |
| | Class 8 | | | | 740 | 295 | 1,035 | 740 | 295 | 1,035 |
| | Class 9 | | | | 939 | 346 | 1,285 | 939 | 346 | 1,285 |
| | Class 10 | | | | 830 | 302 | 1,132 | 830 | 302 | 1,132 |
| | Class 11 | | | | 167 | | 167 | 167 | | 167 |
| | Class 12 | | | | 134 | | 134 | 134 | | 134 |
| | Total | | | | 6,272 | 3,155 | 9,427 | 6,272 | 3,155 | 9,427 |
| Grand Total (At all Levels) | | | | | 327,760 | 97,122 | 424,882 | 327,760 | 97,122 | 424,882 |

TABLE 8.4
NUMBER OF TEACHERS
BY LEVEL, GENDER, LOCATION AND PROFESSIONAL QUALIFICATION
2001-2002

| Level | Professional Qualification | URBAN | | | RURAL | | | TOTAL | | |
|--------------|----------------------------|-------|--------|--------------|--------------|--------------|--------------|--------------|--------------|------------|
| | | Male | Female | Total | Male | Female | Total | Male | Female | Total |
| Mosque | P.T.C. | | | | 275 | 56 | 331 | 275 | 56 | 331 |
| | C.T. | | | | 8 | 1 | 9 | 8 | 1 | 9 |
| | B.Ed. | | | | 3 | | 3 | 3 | | 3 |
| | Others (Trained) | | | | 65 | 15 | 80 | 65 | 15 | 80 |
| | Untrained | | | | 5 | 1 | 6 | 5 | 1 | 6 |
| | Total | | | | 356 | 73 | 429 | 356 | 73 | 429 |
| Primary | P.T.C. | | | | 3,951 | 2,133 | 6,084 | 3,951 | 2,133 | 6,084 |
| | C.T. | | | | 84 | 25 | 109 | 84 | 25 | 109 |
| | B.Ed. | | | | 49 | 14 | 63 | 49 | 14 | 63 |
| | M.Ed. | | | | 6 | 3 | 9 | 6 | 3 | 9 |
| | Others (Trained) | | | | 1,495 | 670 | 2,165 | 1,495 | 670 | 2,165 |
| | Untrained | | | | 60 | 72 | 132 | 60 | 72 | 132 |
| Total | | | | 5,645 | 2,917 | 8,562 | 5,645 | 2,917 | 8,562 | |
| Middle | P.T.C. | | | | 509 | 189 | 698 | 509 | 189 | 698 |
| | C.T. | | | | 740 | 171 | 911 | 740 | 171 | 911 |
| | B.Ed. | | | | 274 | 63 | 337 | 274 | 63 | 337 |
| | M.Ed. | | | | 46 | 9 | 55 | 46 | 9 | 55 |
| | Others (Trained) | | | | 925 | 237 | 1,162 | 925 | 237 | 1,162 |
| | Untrained | | | | 40 | 27 | 67 | 40 | 27 | 67 |
| Total | | | | 2,534 | 696 | 3,230 | 2,534 | 696 | 3,230 | |

FATA

| Level | Professional Qualification | URBAN | | | RURAL | | | TOTAL | | |
|------------------------------------|----------------------------|-------|--------|---------------|--------------|---------------|---------------|--------------|---------------|--------------|
| | | Male | Female | Total | Male | Female | Total | Male | Female | Total |
| High | P.T.C. | | | | 376 | 27 | 403 | 376 | 27 | 403 |
| | C.T. | | | | 849 | 56 | 905 | 849 | 56 | 905 |
| | B.Ed. | | | | 552 | 25 | 577 | 552 | 25 | 577 |
| | M.Ed. | | | | 109 | 5 | 114 | 109 | 5 | 114 |
| | Others (Trained) | | | | 778 | 59 | 837 | 778 | 59 | 837 |
| | Untrained | | | | 82 | 1 | 83 | 82 | 1 | 83 |
| | Total | | | | 2,746 | 173 | 2,919 | 2,746 | 173 | 2,919 |
| Higher Sec. | P.T.C. | | | | 13 | 7 | 20 | 13 | 7 | 20 |
| | C.T. | | | | 51 | 12 | 63 | 51 | 12 | 63 |
| | B.Ed. | | | | 40 | 17 | 57 | 40 | 17 | 57 |
| | M.Ed. | | | | 14 | | 14 | 14 | | 14 |
| | Others (Trained) | | | | 57 | 13 | 70 | 57 | 13 | 70 |
| | Untrained | | | | 1 | | 1 | 1 | | 1 |
| | Total | | | | 176 | 49 | 225 | 176 | 49 | 225 |
| Grand Total (At all Levels) | | | | 11,457 | 3,908 | 15,365 | 11,457 | 3,908 | 15,365 | |

TABLE 8.5
NUMBER OF TEACHERS
BY LEVEL, GENDER, LOCATION AND ACADEMIC QUALIFICATION
2001-2002

| | | URBAN | | | RURAL | | | TOTAL | | |
|---------|------------------------|-------|--------|-------|-------|--------------|--------------|--------------|--------------|--------------|
| Level | Academic Qualification | Male | Female | Total | Male | Female | Total | Male | Female | Total |
| Mosque | Matric | | | | 218 | 47 | 265 | 218 | 47 | 265 |
| | F.A./ F.Sc. | | | | 56 | 18 | 74 | 56 | 18 | 74 |
| | B.A./ B.Sc. | | | | 35 | 2 | 37 | 35 | 2 | 37 |
| | M.A./ M.Sc. | | | | 8 | | 8 | 8 | | 8 |
| | Others | | | | 39 | 6 | 45 | 39 | 6 | 45 |
| | Total | | | | | 356 | 73 | 429 | 356 | 73 |
| Primary | Matric | | | | 2,771 | 2,080 | 4,851 | 2,771 | 2,080 | 4,851 |
| | F.A./ F.Sc. | | | | 1,167 | 456 | 1,623 | 1,167 | 456 | 1,623 |
| | B.A./ B.Sc. | | | | 556 | 84 | 640 | 556 | 84 | 640 |
| | M.A./ M.Sc. | | | | 256 | 13 | 269 | 256 | 13 | 269 |
| | Others | | | | 894 | 281 | 1,175 | 894 | 281 | 1,175 |
| | Total | | | | | 5,644 | 2,914 | 8,558 | 5,644 | 2,914 |
| Middle | Matric | | | | 540 | 271 | 811 | 540 | 271 | 811 |
| | F.A./ F.Sc. | | | | 445 | 190 | 635 | 445 | 190 | 635 |
| | B.A./ B.Sc. | | | | 626 | 134 | 760 | 626 | 134 | 760 |
| | M.A./ M.Sc. | | | | 522 | 48 | 570 | 522 | 48 | 570 |
| | Others | | | | 401 | 53 | 454 | 401 | 53 | 454 |
| | Total | | | | | 2,534 | 696 | 3,230 | 2,534 | 696 |
| High | Matric | | | | 420 | 36 | 456 | 420 | 36 | 456 |
| | F.A./ F.Sc. | | | | 384 | 54 | 438 | 384 | 54 | 438 |
| | B.A./ B.Sc. | | | | 746 | 40 | 786 | 746 | 40 | 786 |
| | M.A./ M.Sc. | | | | 831 | 27 | 858 | 831 | 27 | 858 |
| | Others | | | | 365 | 16 | 381 | 365 | 16 | 381 |
| | Total | | | | | 2,746 | 173 | 2,919 | 2,746 | 173 |

FATA

| Level | Academic Qualification | URBAN | | | RURAL | | | TOTAL | | |
|------------------------------------|------------------------|-------|--------|-------|---------------|--------------|---------------|---------------|--------------|---------------|
| | | Male | Female | Total | Male | Female | Total | Male | Female | Total |
| High Sec. | Matric | | | | 19 | 12 | 31 | 19 | 12 | 31 |
| | F.A./ F.Sc. | | | | 21 | 12 | 33 | 21 | 12 | 33 |
| | B.A./ B.Sc. | | | | 41 | 10 | 51 | 41 | 10 | 51 |
| | M.A./ M.Sc. | | | | 74 | 15 | 89 | 74 | 15 | 89 |
| | Others | | | | 21 | | 21 | 21 | | 21 |
| | Total | | | | 176 | 49 | 225 | 176 | 49 | 225 |
| Grand Total (At all Levels) | | | | | 11,456 | 3,905 | 15,361 | 11,456 | 3,905 | 15,361 |

TABLE 8.6
PHYSICAL FACILITIES
(BUILDING)
2001-2002

| | | | | | | | | | | FATA | | | |
|------------------------------------|----------|-------|-------|-------|-------|-------|-------|-------|-------|-------|-------|-------|-------|
| Level | Facility | URBAN | | | | RURAL | | | | TOTAL | | | |
| | | Boys | Girls | Mixed | Total | Boys | Girls | Mixed | Total | Boys | Girls | Mixed | Total |
| Mosque | Yes | | | | 0 | 128 | 41 | | 169 | 128 | 41 | 0 | 169 |
| | No | | | | 0 | 95 | 3 | | 98 | 95 | 3 | 0 | 98 |
| | Total | | | | 0 | 223 | 44 | | 267 | 223 | 44 | 0 | 267 |
| Primary | Yes | | | | 0 | 1,964 | 1,283 | | 3,247 | 1,964 | 1,283 | 0 | 3,247 |
| | No | | | | 0 | 124 | 57 | | 181 | 124 | 57 | 0 | 181 |
| | Total | | | | 0 | 2,088 | 1,340 | | 3,428 | 2,088 | 1,340 | 0 | 3,428 |
| Middle | Yes | | | | 0 | 275 | 93 | | 368 | 275 | 93 | 0 | 368 |
| | No | | | | 0 | 3 | | | 3 | 3 | 0 | 0 | 3 |
| | Total | | | | 0 | 278 | 93 | | 371 | 278 | 93 | 0 | 371 |
| High | Yes | | | | 0 | 176 | 17 | | 193 | 176 | 17 | 0 | 193 |
| | Total | | | | 0 | 176 | 17 | | 193 | 176 | 17 | 0 | 193 |
| Higher Sec. | Yes | | | | 0 | 7 | 3 | | 10 | 7 | 3 | 0 | 10 |
| | Total | | | | 0 | 7 | 3 | | 10 | 7 | 3 | 0 | 10 |
| Grand Total (At all Levels) | | | | | 0 | 2,772 | 1,497 | | 4,269 | 2,772 | 1,497 | 0 | 4,269 |

TABLE 8.7
PHYSICAL FACILITIES
(OWNERSHIP)
2001-2002

| | | URBAN | | | | RURAL | | | | TOTAL | | | |
|------------------------------------|-----------------|-------|-------|-------|----------|--------------|--------------|-------|--------------|--------------|--------------|----------|--------------|
| Level | Facility | Boys | Girls | Mixed | Total | Boys | Girls | Mixed | Total | Boys | Girls | Mixed | Total |
| Mosque | Govt. Building | | | | 0 | 69 | 32 | | 101 | 69 | 32 | 0 | 101 |
| | Rented Building | | | | 0 | 2 | 1 | | 3 | 2 | 1 | 0 | 3 |
| | No Building | | | | 0 | 94 | 4 | | 98 | 94 | 4 | 0 | 98 |
| | Other Building | | | | 0 | 58 | 7 | | 65 | 58 | 7 | 0 | 65 |
| | Total | | | | 0 | 223 | 44 | | 267 | 223 | 44 | 0 | 267 |
| Primary | Govt. Building | | | | 0 | 1,931 | 1,206 | | 3,137 | 1,931 | 1,206 | 0 | 3,137 |
| | Rented Building | | | | 0 | 6 | 9 | | 15 | 6 | 9 | 0 | 15 |
| | No Building | | | | 0 | 124 | 57 | | 181 | 124 | 57 | 0 | 181 |
| | Other Building | | | | 0 | 27 | 68 | | 95 | 27 | 68 | 0 | 95 |
| | Total | | | | 0 | 2,088 | 1,340 | | 3,428 | 2,088 | 1,340 | 0 | 3,428 |
| Middle | Govt. Building | | | | 0 | 273 | 91 | | 364 | 273 | 91 | 0 | 364 |
| | Rented Building | | | | 0 | 2 | | | 2 | 2 | 0 | 0 | 2 |
| | No Building | | | | 0 | 3 | | | 3 | 3 | 0 | 0 | 3 |
| | Other Building | | | | 0 | | 2 | | 2 | 0 | 2 | 0 | 2 |
| | Total | | | | 0 | 278 | 93 | | 371 | 278 | 93 | 0 | 371 |
| High | Govt. Building | | | | 0 | 176 | 17 | | 193 | 176 | 17 | 0 | 193 |
| | Total | | | | 0 | 176 | 17 | | 193 | 176 | 17 | 0 | 193 |
| High Sec. | Govt. Building | | | | 0 | 7 | 3 | | 10 | 7 | 3 | 0 | 10 |
| | Total | | | | 0 | 7 | 3 | | 10 | 7 | 3 | 0 | 10 |
| Grand Total (At all Levels) | | | | | 0 | 2,772 | 1,497 | | 4,269 | 2,772 | 1,497 | 0 | 4,269 |

FATA

TABLE 8.8
PHYSICAL FACILITIES
(CONSTRUCTION)
2001-2002

FATA

| Level | Facility | URBAN | | | | RURAL | | | | TOTAL | | | |
|---------|--------------|-------|-------|-------|----------|--------------|--------------|-------|--------------|--------------|--------------|----------|--------------|
| | | Boys | Girls | Mixed | Total | Boys | Girls | Mixed | Total | Boys | Girls | Mixed | Total |
| Mosque | Pakka | | | | 0 | 64 | 27 | | 91 | 64 | 27 | 0 | 91 |
| | Kacha | | | | 0 | 62 | 10 | | 72 | 62 | 10 | 0 | 72 |
| | Mixed | | | | 0 | 3 | 3 | | 6 | 3 | 3 | 0 | 6 |
| | No Building | | | | 0 | 94 | 4 | | 98 | 94 | 4 | 0 | 98 |
| | Total | | | | 0 | 223 | 44 | | 267 | 223 | 44 | 0 | 267 |
| Primary | Pakka | | | | 0 | 1,842 | 1,151 | | 2,993 | 1,842 | 1,151 | 0 | 2,993 |
| | Kacha | | | | 0 | 114 | 124 | | 238 | 114 | 124 | 0 | 238 |
| | Mixed | | | | 0 | 8 | 8 | | 16 | 8 | 8 | 0 | 16 |
| | No Building | | | | 0 | 124 | 57 | | 181 | 124 | 57 | 0 | 181 |
| | Total | | | | 0 | 2,088 | 1,340 | | 3,428 | 2,088 | 1,340 | 0 | 3,428 |
| Middle | Pakka | | | | 0 | 267 | 90 | | 357 | 267 | 90 | 0 | 357 |
| | Kacha | | | | 0 | 4 | 2 | | 6 | 4 | 2 | 0 | 6 |
| | Mixed | | | | 0 | 4 | 1 | | 5 | 4 | 1 | 0 | 5 |
| | No Building | | | | 0 | 3 | | | 3 | 3 | 0 | 0 | 3 |
| | Total | | | | 0 | 278 | 93 | | 371 | 278 | 93 | 0 | 371 |

| Level | Facility | URBAN | | | | RURAL | | | | TOTAL | | | |
|-----------------------------|----------|-------|-------|-------|-------|-------|-------|-------|-------|-------|-------|-------|-------|
| | | Boys | Girls | Mixed | Total | Boys | Girls | Mixed | Total | Boys | Girls | Mixed | Total |
| High | Pakka | | | | 0 | 175 | 16 | | 191 | 175 | 16 | 0 | 191 |
| | Kacha | | | | 0 | | 1 | | 1 | 0 | 1 | 0 | 1 |
| | Mixed | | | | 0 | 1 | | | 1 | 1 | 0 | 0 | 1 |
| | Total | | | | 0 | 176 | 17 | | 193 | 176 | 17 | 0 | 193 |
| High Sec. | Pakka | | | | 0 | 7 | 3 | | 10 | 7 | 3 | 0 | 10 |
| | Total | | | | 0 | 7 | 3 | | 10 | 7 | 3 | 0 | 10 |
| Grand Total (At all Levels) | | | | | 0 | 2,772 | 1,497 | | 4,269 | 2,772 | 1,497 | 0 | 4,269 |

TABLE 8.9
PHYSICAL FACILITIES
(Electricity)
2001-2002

| | | URBAN | | | | RURAL | | | | TOTAL | | | |
|------------------------------------|--------------|-------|-------|-------|----------|--------------|--------------|-------|--------------|--------------|--------------|----------|--------------|
| Level | Facility | Boys | Girls | Mixed | Total | Boys | Girls | Mixed | Total | Boys | Girls | Mixed | Total |
| Mosque | Yes | | | | 0 | 73 | 23 | | 96 | 73 | 23 | 0 | 96 |
| | No | | | | 0 | 150 | 21 | | 171 | 150 | 21 | 0 | 171 |
| | Total | | | | 0 | 223 | 44 | | 267 | 223 | 44 | 0 | 267 |
| Primary | Yes | | | | 0 | 781 | 850 | | 1,631 | 781 | 850 | 0 | 1,631 |
| | No | | | | 0 | 1,307 | 490 | | 1,797 | 1,307 | 490 | 0 | 1,797 |
| | Total | | | | 0 | 2,088 | 1,340 | | 3,428 | 2,088 | 1,340 | 0 | 3,428 |
| Middle | Yes | | | | 0 | 171 | 76 | | 247 | 171 | 76 | 0 | 247 |
| | No | | | | 0 | 107 | 17 | | 124 | 107 | 17 | 0 | 124 |
| | Total | | | | 0 | 278 | 93 | | 371 | 278 | 93 | 0 | 371 |
| High | Yes | | | | 0 | 149 | 15 | | 164 | 149 | 15 | 0 | 164 |
| | No | | | | 0 | 27 | 2 | | 29 | 27 | 2 | 0 | 29 |
| | Total | | | | 0 | 176 | 17 | | 193 | 176 | 17 | 0 | 193 |
| High Sec. | Yes | | | | 0 | 7 | 3 | | 10 | 7 | 3 | 0 | 10 |
| | Total | | | | 0 | 7 | 3 | | 10 | 7 | 3 | 0 | 10 |
| Grand Total (At all Levels) | | | | | 0 | 2,772 | 1,497 | | 4,269 | 2,772 | 1,497 | 0 | 4,269 |

FATA

TABLE 8.10
PHYSICAL FACILITIES
(Drinking Water)
2001-2002

FATA

| Level | Facility | URBAN | | | | RURAL | | | | TOTAL | | | |
|------------------------------------|--------------|-------|-------|-------|-------|-------|-------|-------|-------|-------|-------|-------|-------|
| | | Boys | Girls | Mixed | Total | Boys | Girls | Mixed | Total | Boys | Girls | Mixed | Total |
| Mosque | Yes | | | | 0 | 57 | 12 | | 69 | 57 | 12 | 0 | 69 |
| | No | | | | 0 | 166 | 32 | | 198 | 166 | 32 | 0 | 198 |
| | Total | | | | 0 | 223 | 44 | | 267 | 223 | 44 | 0 | 267 |
| Primary | Yes | | | | 0 | 415 | 659 | | 1,074 | 415 | 659 | 0 | 1,074 |
| | No | | | | 0 | 1,673 | 681 | | 2,354 | 1,673 | 681 | 0 | 2,354 |
| | Total | | | | 0 | 2,088 | 1,340 | | 3,428 | 2,088 | 1,340 | 0 | 3,428 |
| Middle | Yes | | | | 0 | 122 | 64 | | 186 | 122 | 64 | 0 | 186 |
| | No | | | | 0 | 156 | 29 | | 185 | 156 | 29 | 0 | 185 |
| | Total | | | | 0 | 278 | 93 | | 371 | 278 | 93 | 0 | 371 |
| High | Yes | | | | 0 | 113 | 10 | | 123 | 113 | 10 | 0 | 123 |
| | No | | | | 0 | 63 | 7 | | 70 | 63 | 7 | 0 | 70 |
| | Total | | | | 0 | 176 | 17 | | 193 | 176 | 17 | 0 | 193 |
| High Sec. | Yes | | | | 0 | 7 | 3 | | 10 | 7 | 3 | 0 | 10 |
| | Total | | | | 0 | 7 | 3 | | 10 | 7 | 3 | 0 | 10 |
| Grand Total (At all Levels) | | | | | 0 | 2,772 | 1,497 | | 4,269 | 2,772 | 1,497 | 0 | 4,269 |

TABLE 8.11
PHYSICAL FACILITIES
(Laterine For Students)
2001-2002

FATA

| Level | Facility | URBAN | | | | RURAL | | | | TOTAL | | | |
|-----------------------------|----------|-------|-------|-------|-------|-------|-------|-------|-------|-------|-------|-------|-------|
| | | Boys | Girls | Mixed | Total | Boys | Girls | Mixed | Total | Boys | Girls | Mixed | Total |
| Mosque | Yes | | | | 0 | 30 | 23 | | 53 | 30 | 23 | 0 | 53 |
| | No | | | | 0 | 193 | 21 | | 214 | 193 | 21 | 0 | 214 |
| | Total | | | | 0 | 223 | 44 | | 267 | 223 | 44 | 0 | 267 |
| Primary | Yes | | | | 0 | 393 | 974 | | 1,367 | 393 | 974 | 0 | 1,367 |
| | No | | | | 0 | 1,695 | 366 | | 2,061 | 1,695 | 366 | 0 | 2,061 |
| | Total | | | | 0 | 2,088 | 1,340 | | 3,428 | 2,088 | 1,340 | 0 | 3,428 |
| Middle | Yes | | | | 0 | 153 | 81 | | 234 | 153 | 81 | 0 | 234 |
| | No | | | | 0 | 125 | 12 | | 137 | 125 | 12 | 0 | 137 |
| | Total | | | | 0 | 278 | 93 | | 371 | 278 | 93 | 0 | 371 |
| High | Yes | | | | 0 | 102 | 12 | | 114 | 102 | 12 | 0 | 114 |
| | No | | | | 0 | 74 | 5 | | 79 | 74 | 5 | 0 | 79 |
| | Total | | | | 0 | 176 | 17 | | 193 | 176 | 17 | 0 | 193 |
| High Sec. | Yes | | | | 0 | 7 | 3 | | 10 | 7 | 3 | 0 | 10 |
| | Total | | | | 0 | 7 | 3 | | 10 | 7 | 3 | 0 | 10 |
| Grand Total (At all Levels) | | | | | 0 | 2,772 | 1,497 | | 4,269 | 2,772 | 1,497 | 0 | 4,269 |

TABLE 8.12
PHYSICAL FACILITIES
(BOUNDARY WALL)
2001-2002

FATA

| Level | Facility | URBAN | | | | RURAL | | | | TOTAL | | | |
|------------------------------------|----------|-------|-------|-------|----------|--------------|--------------|-------|--------------|--------------|--------------|----------|--------------|
| | | Boys | Girls | Mixed | Total | Boys | Girls | Mixed | Total | Boys | Girls | Mixed | Total |
| Mosque | Yes | | | | 0 | 35 | 30 | | 65 | 35 | 30 | 0 | 65 |
| | No | | | | 0 | 188 | 14 | | 202 | 188 | 14 | 0 | 202 |
| | Total | | | | 0 | 223 | 44 | | 267 | 223 | 44 | 0 | 267 |
| Primary | Yes | | | | 0 | 617 | 1,088 | | 1,705 | 617 | 1,088 | 0 | 1,705 |
| | No | | | | 0 | 1,471 | 252 | | 1,723 | 1,471 | 252 | 0 | 1,723 |
| | Total | | | | 0 | 2,088 | 1,340 | | 3,428 | 2,088 | 1,340 | 0 | 3,428 |
| Middle | Yes | | | | 0 | 188 | 83 | | 271 | 188 | 83 | 0 | 271 |
| | No | | | | 0 | 90 | 10 | | 100 | 90 | 10 | 0 | 100 |
| | Total | | | | 0 | 278 | 93 | | 371 | 278 | 93 | 0 | 371 |
| High | Yes | | | | 0 | 147 | 16 | | 163 | 147 | 16 | 0 | 163 |
| | No | | | | 0 | 29 | 1 | | 30 | 29 | 1 | 0 | 30 |
| | Total | | | | 0 | 176 | 17 | | 193 | 176 | 17 | 0 | 193 |
| High Sec. | Yes | | | | 0 | 7 | 3 | | 10 | 7 | 3 | 0 | 10 |
| | Total | | | | 0 | 7 | 3 | | 10 | 7 | 3 | 0 | 10 |
| Grand Total (At all Levels) | | | | | 0 | 2,772 | 1,497 | | 4,269 | 2,772 | 1,497 | 0 | 4,269 |

**I
S
L
A
M
A
B
A
D**

Public Sector Only

Table 9.1
NUMBER OF SCHOOLS
BY LOCATION, GENDER AND LEVEL
2001-2002

Islamabad

| Location | Gender | Elementary | | | | Secondary | Higher Sec. | Total |
|--------------------|--------------|------------|---------|--------|-------|-----------|-------------|-------|
| | | Mosque | Primary | Middle | Total | High | | |
| Urban | Boys | | 2 | 2 | 4 | 16 | 16 | 36 |
| | Girls | | | | 0 | 13 | 15 | 28 |
| | Mixed | | 67 | 5 | 72 | 4 | 1 | 77 |
| | Total | | 69 | 7 | 76 | 33 | 32 | 141 |
| Rural | Boys | | 44 | 14 | 58 | 22 | 8 | 88 |
| | Girls | | 31 | 18 | 49 | 23 | 3 | 75 |
| | Mixed | | 78 | 8 | 86 | 4 | | 90 |
| | Total | | 153 | 40 | 193 | 49 | 11 | 253 |
| Grand Total | | | 222 | 47 | 193 | 82 | 43 | 394 |

TABLE 9.2
ENROLMENT
BY STAGE, GENDER AND LOCATION
2001-2002

| | | Islamabad | | | | | | | | |
|--------------------------------------|--------------|---------------|---------------|---------------|---------------|---------------|---------------|---------------|---------------|----------------|
| Stage | Class | URBAN | | | RURAL | | | TOTAL | | |
| | | BOYS | GIRLS | TOTAL | BOYS | GIRLS | TOTAL | BOYS | GIRLS | TOTAL |
| Primary | Kachi | 263 | 192 | 455 | 2,285 | 2,512 | 4,797 | 2,548 | 2,704 | 5,252 |
| | Pakki | 4,828 | 4,191 | 9,019 | 3,073 | 3,306 | 6,379 | 7,901 | 7,497 | 15,398 |
| | Class 2 | 4,968 | 3,941 | 8,909 | 3,385 | 3,406 | 6,791 | 8,353 | 7,347 | 15,700 |
| | Class 3 | 4,991 | 3,921 | 8,912 | 3,771 | 3,501 | 7,272 | 8,762 | 7,422 | 16,184 |
| | Class 4 | 5,217 | 4,067 | 9,284 | 3,773 | 3,559 | 7,332 | 8,990 | 7,626 | 16,616 |
| | Class 5 | 4,573 | 3,713 | 8,286 | 3,795 | 3,193 | 6,988 | 8,368 | 6,906 | 15,274 |
| | Total | | 24,840 | 20,025 | 44,865 | 20,082 | 19,477 | 39,559 | 44,922 | 39,502 |
| Middle | Class 6 | 4,843 | 4,084 | 8,927 | 2,828 | 2,703 | 5,531 | 7,671 | 6,787 | 14,458 |
| | Class 7 | 4,219 | 3,450 | 7,669 | 2,166 | 2,253 | 4,419 | 6,385 | 5,703 | 12,088 |
| | Class 8 | 4,623 | 3,782 | 8,405 | 2,511 | 2,018 | 4,529 | 7,134 | 5,800 | 12,934 |
| | Total | 13,685 | 11,316 | 25,001 | 7,505 | 6,974 | 14,479 | 21,190 | 18,290 | 39,480 |
| High | Class 9 | 4,061 | 4,092 | 8,153 | 1,541 | 1,633 | 3,174 | 5,602 | 5,725 | 11,327 |
| | Class 10 | 3,526 | 3,583 | 7,109 | 1,448 | 1,510 | 2,958 | 4,974 | 5,093 | 10,067 |
| | Total | 7,587 | 7,675 | 15,262 | 2,989 | 3,143 | 6,132 | 10,576 | 10,818 | 21,394 |
| Higher Sec. | Class 11 | 2,700 | 2,764 | 5,464 | 155 | 157 | 312 | 2,855 | 2,921 | 5,776 |
| | Class 12 | 1,993 | 2,724 | 4,717 | 118 | 107 | 225 | 2,111 | 2,831 | 4,942 |
| | Total | 4,693 | 5,488 | 10,181 | 273 | 264 | 537 | 4,966 | 5,752 | 10,718 |
| Grand Total (Classes 1 to 12) | | 50,805 | 44,504 | 95,309 | 30,849 | 29,858 | 60,707 | 81,654 | 74,362 | 156,016 |

TABLE 9.3
ENROLMENT
BY LEVEL, GENDER AND LOCATION
2001-2002

| | | Islamabad | | | | | | | | | |
|----------|--------------|--------------|---------------|---------------|---------------|---------------|---------------|---------------|---------------|---------------|---------------|
| Level | Class | URBAN | | | RURAL | | | TOTAL | | | |
| | | Boys | Girls | Total | Boys | Girls | Total | Boys | Girls | Total | |
| Primary | Kachi | 172 | 137 | 309 | 1,667 | 1,511 | 3,178 | 1,839 | 1,648 | 3,487 | |
| | Pakki | 3,241 | 3,017 | 6,258 | 2,194 | 1,792 | 3,986 | 5,435 | 4,809 | 10,244 | |
| | Class 2 | 3,271 | 2,908 | 6,179 | 2,383 | 1,954 | 4,337 | 5,654 | 4,862 | 10,516 | |
| | Class 3 | 3,270 | 2,847 | 6,117 | 2,709 | 1,974 | 4,683 | 5,979 | 4,821 | 10,800 | |
| | Class 4 | 3,405 | 2,855 | 6,260 | 2,557 | 1,954 | 4,511 | 5,962 | 4,809 | 10,771 | |
| | Class 5 | 2,698 | 2,522 | 5,220 | 2,608 | 1,650 | 4,258 | 5,306 | 4,172 | 9,478 | |
| | Class 6 | | 154 | 154 | 10 | 74 | 84 | 10 | 228 | 238 | |
| | Class 7 | 22 | 63 | 85 | 4 | 19 | 23 | 26 | 82 | 108 | |
| | Class 8 | | 43 | 43 | | | | | 43 | 43 | |
| | Class 9 | | 29 | 29 | | | | | 29 | 29 | |
| | Class 10 | | 13 | 13 | | | | | 13 | 13 | |
| | | Total | 16,079 | 14,588 | 30,667 | 14,132 | 10,928 | 25,060 | 30,211 | 25,516 | 55,727 |
| | Middle | Kachi | 18 | | 18 | 451 | 498 | 949 | 469 | 498 | 967 |
| Pakki | | 229 | 210 | 439 | 554 | 638 | 1,192 | 783 | 848 | 1,631 | |
| Class 2 | | 204 | 189 | 393 | 621 | 629 | 1,250 | 825 | 818 | 1,643 | |
| Class 3 | | 204 | 197 | 401 | 713 | 694 | 1,407 | 917 | 891 | 1,808 | |
| Class 4 | | 200 | 215 | 415 | 766 | 667 | 1,433 | 966 | 882 | 1,848 | |
| Class 5 | | 274 | 194 | 468 | 740 | 599 | 1,339 | 1,014 | 793 | 1,807 | |
| Class 6 | | 21 | 329 | 350 | 548 | 654 | 1,202 | 569 | 983 | 1,552 | |
| Class 7 | | 46 | 252 | 298 | 426 | 466 | 892 | 472 | 718 | 1,190 | |
| Class 8 | | 146 | 160 | 306 | 493 | 433 | 926 | 639 | 593 | 1,232 | |
| Class 9 | | | | | | 85 | 85 | | 85 | 85 | |
| Class 10 | | | | | | 75 | 75 | | 75 | 75 | |
| | Total | 1,342 | 1,746 | 3,088 | 5,312 | 5,438 | 10,750 | 6,654 | 7,184 | 13,838 | |

| Level | Class | URBAN | | | RURAL | | | TOTAL | | |
|------------------------------------|--------------|---------------|---------------|---------------|---------------|---------------|---------------|---------------|---------------|----------------|
| | | Boys | Girls | Total | Boys | Girls | Total | Boys | Girls | Total |
| High | Kachi | 73 | 55 | 128 | 98 | 441 | 539 | 171 | 496 | 667 |
| | Pakki | 278 | 309 | 587 | 259 | 825 | 1,084 | 537 | 1,134 | 1,671 |
| | Class 2 | 280 | 253 | 533 | 291 | 784 | 1,075 | 571 | 1,037 | 1,608 |
| | Class 3 | 269 | 269 | 538 | 271 | 794 | 1,065 | 540 | 1,063 | 1,603 |
| | Class 4 | 336 | 253 | 589 | 328 | 893 | 1,221 | 664 | 1,146 | 1,810 |
| | Class 5 | 448 | 303 | 751 | 302 | 887 | 1,189 | 750 | 1,190 | 1,940 |
| | Class 6 | 2,761 | 1,790 | 4,551 | 1,529 | 1,762 | 3,291 | 4,290 | 3,552 | 7,842 |
| | Class 7 | 2,312 | 1,467 | 3,779 | 1,150 | 1,510 | 2,660 | 3,462 | 2,977 | 6,439 |
| | Class 8 | 2,459 | 1,843 | 4,302 | 1,366 | 1,378 | 2,744 | 3,825 | 3,221 | 7,046 |
| | Class 9 | 2,162 | 2,153 | 4,315 | 886 | 1,266 | 2,152 | 3,048 | 3,419 | 6,467 |
| | Class 10 | 2,044 | 1,792 | 3,836 | 834 | 1,243 | 2,077 | 2,878 | 3,035 | 5,913 |
| | | Total | 13,422 | 10,487 | 23,909 | 7,314 | 11,783 | 19,097 | 20,736 | 22,270 |
| Higher Sec. | Kachi | | | | 69 | 62 | 131 | 69 | 62 | 131 |
| | Pakki | 1,080 | 655 | 1,735 | 66 | 51 | 117 | 1,146 | 706 | 1,852 |
| | Class 2 | 1,213 | 591 | 1,804 | 90 | 39 | 129 | 1,303 | 630 | 1,933 |
| | Class 3 | 1,248 | 608 | 1,856 | 78 | 39 | 117 | 1,326 | 647 | 1,973 |
| | Class 4 | 1,276 | 744 | 2,020 | 122 | 45 | 167 | 1,398 | 789 | 2,187 |
| | Class 5 | 1,153 | 694 | 1,847 | 145 | 57 | 202 | 1,298 | 751 | 2,049 |
| | Class 6 | 2,061 | 1,811 | 3,872 | 741 | 213 | 954 | 2,802 | 2,024 | 4,826 |
| | Class 7 | 1,839 | 1,668 | 3,507 | 586 | 258 | 844 | 2,425 | 1,926 | 4,351 |
| | Class 8 | 2,018 | 1,736 | 3,754 | 652 | 207 | 859 | 2,670 | 1,943 | 4,613 |
| | Class 9 | 1,899 | 1,910 | 3,809 | 655 | 282 | 937 | 2,554 | 2,192 | 4,746 |
| | Class 10 | 1,482 | 1,778 | 3,260 | 614 | 192 | 806 | 2,096 | 1,970 | 4,066 |
| | Class 11 | 2,700 | 2,764 | 5,464 | 155 | 157 | 312 | 2,855 | 2,921 | 5,776 |
| | Class 12 | 1,993 | 2,724 | 4,717 | 118 | 107 | 225 | 2,111 | 2,831 | 4,942 |
| | Total | 19,962 | 17,683 | 37,645 | 4,091 | 1,709 | 5,800 | 24,053 | 19,392 | 43,445 |
| Grand Total (At all Levels) | | 50,805 | 44,504 | 95,309 | 30,849 | 29,858 | 60,707 | 81,654 | 74,362 | 156,016 |

TABLE 9.4
NUMBER OF TEACHERS
BY LEVEL, GENDER, LOCATION AND PROFESSIONAL QUALIFICATION
2001-2002

| | | Islamabad | | | | | | | | |
|---------|----------------------------|------------------|------------|------------|--------------|------------|------------|------------|------------|--------------|
| Level | Professional Qualification | URBAN | | | RURAL | | | TOTAL | | |
| | | Male | Female | Total | Male | Female | Total | Male | Female | Total |
| Primary | P.T.C. | 184 | 265 | 449 | 141 | 6 | 147 | 325 | 271 | 596 |
| | C.T. | 101 | 295 | 396 | 134 | 5 | 139 | 235 | 300 | 535 |
| | B.Ed. | 83 | 382 | 465 | 98 | 4 | 102 | 181 | 386 | 567 |
| | M.Ed. | 8 | 30 | 38 | 25 | | 25 | 33 | 30 | 63 |
| | Others (Trained) | 7 | 12 | 19 | 7 | 2 | 9 | 14 | 14 | 28 |
| | Untrained | 2 | 13 | 15 | 1 | 1 | 2 | 3 | 14 | 17 |
| | Total | | 385 | 997 | 1,382 | 406 | 18 | 424 | 791 | 1,015 |
| Middle | P.T.C. | 73 | 38 | 111 | 40 | 4 | 44 | 113 | 42 | 155 |
| | C.T. | 53 | 35 | 88 | 65 | 5 | 70 | 118 | 40 | 158 |
| | B.Ed. | 76 | 37 | 113 | 47 | 2 | 49 | 123 | 39 | 162 |
| | M.Ed. | 4 | 5 | 9 | 14 | | 14 | 18 | 5 | 23 |
| | Others (Trained) | 3 | 9 | 12 | 1 | | 1 | 4 | 9 | 13 |
| | Untrained | | | | 2 | 1 | 3 | 2 | 1 | 3 |
| | Total | | 209 | 124 | 333 | 169 | 12 | 181 | 378 | 136 |
| High | P.T.C. | 71 | 21 | 92 | 28 | 25 | 53 | 99 | 46 | 145 |
| | C.T. | 99 | 68 | 167 | 66 | 62 | 128 | 165 | 130 | 295 |
| | B.Ed. | 219 | 254 | 473 | 190 | 195 | 385 | 409 | 449 | 858 |
| | M.Ed. | 30 | 41 | 71 | 45 | 83 | 128 | 75 | 124 | 199 |
| | Others (Trained) | 12 | 6 | 18 | 11 | 11 | 22 | 23 | 17 | 40 |
| | Untrained | 1 | 2 | 3 | | 22 | 22 | 1 | 24 | 25 |
| | Total | | 432 | 392 | 824 | 340 | 398 | 738 | 772 | 790 |

| Level | Professional Qualification | URBAN | | | RURAL | | | TOTAL | | |
|------------------------------------|----------------------------|--------------|--------------|--------------|--------------|------------|--------------|--------------|--------------|--------------|
| | | Male | Female | Total | Male | Female | Total | Male | Female | Total |
| Higher Sec. | P.T.C. | 3 | 2 | 5 | 3 | | 3 | 6 | 2 | 8 |
| | C.T. | 17 | 61 | 78 | 44 | 16 | 60 | 61 | 77 | 138 |
| | B.Ed. | 34 | 236 | 270 | 110 | 123 | 233 | 144 | 359 | 503 |
| | M.Ed. | 3 | 202 | 205 | 26 | 41 | 67 | 29 | 243 | 272 |
| | Others (Trained) | 2 | 158 | 160 | 31 | 213 | 244 | 33 | 371 | 404 |
| | Untrained | | 2 | 2 | | 80 | 80 | | 82 | 82 |
| | Total | | 59 | 661 | 720 | 214 | 473 | 687 | 273 | 1,134 |
| Grand Total (At all Levels) | | 1,085 | 2,174 | 3,259 | 1,129 | 901 | 2,030 | 2,214 | 3,075 | 5,289 |

TABLE 9.5
NUMBER OF TEACHERS
BY LEVEL, GENDER, LOCATION AND ACADEMIC QUALIFICATION
2001-2002

| | | Islamabad | | | | | | | | |
|------------------------------------|------------------------|------------------|--------------|--------------|--------------|------------|--------------|--------------|--------------|--------------|
| Level | Academic Qualification | URBAN | | | RURAL | | | TOTAL | | |
| | | Male | Female | Total | Male | Female | Total | Male | Female | Total |
| Primary | Matric | 171 | 241 | 412 | 118 | 4 | 122 | 289 | 245 | 534 |
| | F.A./ F.Sc. | 86 | 260 | 346 | 73 | 2 | 75 | 159 | 262 | 421 |
| | B.A./ B.Sc. | 91 | 382 | 473 | 131 | 8 | 139 | 222 | 390 | 612 |
| | M.A./ M.Sc. | 30 | 109 | 139 | 84 | 1 | 85 | 114 | 110 | 224 |
| | Others | 7 | 5 | 12 | | 3 | 3 | 7 | 8 | 15 |
| | Total | | 385 | 997 | 1,382 | 406 | 18 | 424 | 791 | 1,015 |
| Middle | Matric | 55 | 34 | 89 | 29 | 5 | 34 | 84 | 39 | 123 |
| | F.A./ F.Sc. | 51 | 36 | 87 | 51 | 4 | 55 | 102 | 40 | 142 |
| | B.A./ B.Sc. | 85 | 42 | 127 | 53 | 1 | 54 | 138 | 43 | 181 |
| | M.A./ M.Sc. | 16 | 12 | 28 | 35 | 2 | 37 | 51 | 14 | 65 |
| | Others | 2 | | 2 | 1 | | 1 | 3 | | 3 |
| | Total | | 209 | 124 | 333 | 169 | 12 | 181 | 378 | 136 |
| High | Matric | 70 | 31 | 101 | 45 | 10 | 55 | 115 | 41 | 156 |
| | F.A./ F.Sc. | 81 | 53 | 134 | 27 | 39 | 66 | 108 | 92 | 200 |
| | B.A./ B.Sc. | 181 | 207 | 388 | 158 | 163 | 321 | 339 | 370 | 709 |
| | M.A./ M.Sc. | 92 | 99 | 191 | 106 | 181 | 287 | 198 | 280 | 478 |
| | Others | 8 | 2 | 10 | 4 | 5 | 9 | 12 | 7 | 19 |
| | Total | | 432 | 392 | 824 | 340 | 398 | 738 | 772 | 790 |
| High Sec. | Matric | | 19 | 19 | 2 | 1 | 3 | 2 | 20 | 22 |
| | F.A./ F.Sc. | 19 | 47 | 66 | 28 | 6 | 34 | 47 | 53 | 100 |
| | B.A./ B.Sc. | 21 | 218 | 239 | 62 | 59 | 121 | 83 | 277 | 360 |
| | M.A./ M.Sc. | 17 | 351 | 368 | 110 | 391 | 501 | 127 | 742 | 869 |
| | Others | 2 | 26 | 28 | 12 | 16 | 28 | 14 | 42 | 56 |
| | Total | | 59 | 661 | 720 | 214 | 473 | 687 | 273 | 1,134 |
| Grand Total (At all Levels) | | 1,085 | 2,174 | 3,259 | 1,129 | 901 | 2,030 | 2,214 | 3,075 | 5,289 |

TABLE 9.6
PHYSICAL FACILITIES
(BUILDING)
2001-2002

Islamabad

| Level | Facility | URBAN | | | | RURAL | | | | TOTAL | | | |
|------------------------------------|----------|-----------|-----------|-----------|------------|-----------|-----------|-----------|------------|------------|------------|------------|------------|
| | | Boys | Girls | Mixed | Total | Boys | Girls | Mixed | Total | Boys | Girls | Mixed | Total |
| Primary | Yes | 2 | | 67 | 69 | 44 | 31 | 76 | 151 | 46 | 31 | 143 | 220 |
| | No | | | | 0 | | | 2 | 2 | 0 | 0 | 2 | 2 |
| | Total | 2 | | 67 | 69 | 44 | 31 | 78 | 153 | 46 | 31 | 145 | 222 |
| Middle | Yes | 2 | | 5 | 7 | 14 | 18 | 8 | 40 | 16 | 18 | 13 | 47 |
| | Total | 2 | | 5 | 7 | 14 | 18 | 8 | 40 | 16 | 18 | 13 | 47 |
| High | Yes | 16 | 13 | 4 | 33 | 22 | 23 | 4 | 49 | 38 | 36 | 8 | 82 |
| | Total | 16 | 13 | 4 | 33 | 22 | 23 | 4 | 49 | 38 | 36 | 8 | 82 |
| Higher Sec. | Yes | 16 | 15 | 1 | 32 | 8 | 3 | | 11 | 24 | 18 | 1 | 43 |
| | Total | 16 | 15 | 1 | 32 | 8 | 3 | | 11 | 24 | 18 | 1 | 43 |
| Grand Total (At all Levels) | | 36 | 28 | 77 | 141 | 88 | 75 | 90 | 253 | 124 | 103 | 167 | 394 |

TABLE 9.7
PHYSICAL FACILITIES
(OWNERSHIP)
2001-2002

| | | Islamabad | | | | | | | | | | | |
|------------------------------------|-----------------|------------------|-----------|-----------|------------|-----------|-----------|-----------|------------|------------|------------|------------|------------|
| Level | Facility | URBAN | | | | RURAL | | | | TOTAL | | | |
| | | Boys | Girls | Mixed | Total | Boys | Girls | Mixed | Total | Boys | Girls | Mixed | Total |
| Primary | Govt. Building | 1 | | 66 | 67 | 42 | 28 | 68 | 138 | 43 | 28 | 134 | 205 |
| | Rented Building | 1 | | | 1 | 1 | 2 | 1 | 4 | 2 | 2 | 1 | 5 |
| | No Building | | | | 0 | | | 2 | 2 | 0 | 0 | 2 | 2 |
| | Other Building | | | 1 | 1 | 1 | 1 | 7 | 9 | 1 | 1 | 8 | 10 |
| | Total | | 2 | | 67 | 69 | 44 | 31 | 78 | 153 | 46 | 31 | 145 |
| Middle | Govt. Building | 2 | | 5 | 7 | 13 | 17 | 8 | 38 | 15 | 17 | 13 | 45 |
| | Rented Building | | | | 0 | 1 | 1 | | 2 | 1 | 1 | 0 | 2 |
| | Total | 2 | | 5 | 7 | 14 | 18 | 8 | 40 | 16 | 18 | 13 | 47 |
| High | Govt. Building | 15 | 13 | 4 | 32 | 22 | 23 | 4 | 49 | 37 | 36 | 8 | 81 |
| | Rented Building | 1 | | | 1 | | | | 0 | 1 | 0 | 0 | 1 |
| | Total | 16 | 13 | 4 | 33 | 22 | 23 | 4 | 49 | 38 | 36 | 8 | 82 |
| High Sec. | Govt. Building | 16 | 15 | 1 | 32 | 8 | 3 | | 11 | 24 | 18 | 1 | 43 |
| | Total | 16 | 15 | 1 | 32 | 8 | 3 | | 11 | 24 | 18 | 1 | 43 |
| Grand Total (At all Levels) | | 36 | 28 | 77 | 141 | 88 | 75 | 90 | 253 | 124 | 103 | 167 | 394 |

TABLE 9.8
PHYSICAL FACILITIES
(CONSTRUCTION)
2001-2002

Islamabad

| Level | Facility | URBAN | | | | RURAL | | | | TOTAL | | | |
|------------------------------------|--------------|-----------|-----------|-----------|------------|-----------|-----------|-----------|------------|------------|------------|------------|------------|
| | | Boys | Girls | Mixed | Total | Boys | Girls | Mixed | Total | Boys | Girls | Mixed | Total |
| Primary | Pakka | 2 | | 62 | 64 | 33 | 24 | 63 | 120 | 35 | 24 | 125 | 184 |
| | Kacha | | | 4 | 4 | 6 | 3 | 9 | 18 | 6 | 3 | 13 | 22 |
| | Mixed | | | 1 | 1 | 5 | 4 | 6 | 15 | 5 | 4 | 7 | 16 |
| | Total | 2 | | 67 | 69 | 44 | 31 | 78 | 153 | 46 | 31 | 145 | 222 |
| Middle | Pakka | 1 | | 5 | 6 | 13 | 16 | 7 | 36 | 14 | 16 | 12 | 42 |
| | Kacha | | | | 0 | 1 | 1 | 1 | 3 | 1 | 1 | 1 | 3 |
| | Mixed | 1 | | | 1 | | 1 | | 1 | 1 | 1 | 0 | 2 |
| | Total | 2 | | 5 | 7 | 14 | 18 | 8 | 40 | 16 | 18 | 13 | 47 |
| High | Pakka | 16 | 13 | 4 | 33 | 18 | 21 | 4 | 43 | 34 | 34 | 8 | 76 |
| | Kacha | | | | 0 | 4 | 2 | | 6 | 4 | 2 | 0 | 6 |
| | Total | 16 | 13 | 4 | 33 | 22 | 23 | 4 | 49 | 38 | 36 | 8 | 82 |
| High Sec. | Pakka | 16 | 15 | 1 | 32 | 8 | 3 | | 11 | 24 | 18 | 1 | 43 |
| | Total | 16 | 15 | 1 | 32 | 8 | 3 | | 11 | 24 | 18 | 1 | 43 |
| Grand Total (At all Levels) | | 36 | 28 | 77 | 141 | 88 | 75 | 90 | 253 | 124 | 103 | 167 | 394 |

TABLE 9.9
PHYSICAL FACILITIES
(Electricity)
2001-2002

Islamabad

| Level | Facility | URBAN | | | | RURAL | | | | TOTAL | | | |
|------------------------------------|----------|-----------|-----------|-----------|------------|-----------|-----------|-----------|------------|------------|------------|------------|------------|
| | | Boys | Girls | Mixed | Total | Boys | Girls | Mixed | Total | Boys | Girls | Mixed | Total |
| Primary | Yes | 2 | | 67 | 69 | 41 | 29 | 63 | 133 | 43 | 29 | 130 | 202 |
| | No | | | | 0 | 3 | 2 | 15 | 20 | 3 | 2 | 15 | 20 |
| | Total | 2 | | 67 | 69 | 44 | 31 | 78 | 153 | 46 | 31 | 145 | 222 |
| Middle | Yes | 2 | | 5 | 7 | 14 | 17 | 8 | 39 | 16 | 17 | 13 | 46 |
| | No | | | | 0 | | 1 | | 1 | 0 | 1 | 0 | 1 |
| | Total | 2 | | 5 | 7 | 14 | 18 | 8 | 40 | 16 | 18 | 13 | 47 |
| High | Yes | 16 | 13 | 4 | 33 | 22 | 22 | 4 | 48 | 38 | 35 | 8 | 81 |
| | No | | | | 0 | | 1 | | 1 | 0 | 1 | 0 | 1 |
| | Total | 16 | 13 | 4 | 33 | 22 | 23 | 4 | 49 | 38 | 36 | 8 | 82 |
| High Sec. | Yes | 16 | 15 | 1 | 32 | 8 | 3 | | 11 | 24 | 18 | 1 | 43 |
| | Total | 16 | 15 | 1 | 32 | 8 | 3 | | 11 | 24 | 18 | 1 | 43 |
| Grand Total (At all Levels) | | 36 | 28 | 77 | 141 | 88 | 75 | 90 | 253 | 124 | 103 | 167 | 394 |

TABLE 9.10
PHYSICAL FACILITIES
(Drinking Water)
2001-2002

Islamabad

| Level | Facility | URBAN | | | | RURAL | | | | TOTAL | | | |
|------------------------------------|--------------|-----------|-----------|-----------|------------|-----------|-----------|-----------|------------|------------|------------|------------|------------|
| | | Boys | Girls | Mixed | Total | Boys | Girls | Mixed | Total | Boys | Girls | Mixed | Total |
| Primary | Yes | 2 | | 67 | 69 | 33 | 28 | 56 | 117 | 35 | 28 | 123 | 186 |
| | No | | | | 0 | 11 | 3 | 22 | 36 | 11 | 3 | 22 | 36 |
| | Total | 2 | | 67 | 69 | 44 | 31 | 78 | 153 | 46 | 31 | 145 | 222 |
| Middle | Yes | 1 | | 5 | 6 | 13 | 16 | 8 | 37 | 14 | 16 | 13 | 43 |
| | No | 1 | | | 1 | 1 | 2 | | 3 | 2 | 2 | 0 | 4 |
| | Total | 2 | | 5 | 7 | 14 | 18 | 8 | 40 | 16 | 18 | 13 | 47 |
| High | Yes | 16 | 13 | 4 | 33 | 18 | 16 | 4 | 38 | 34 | 29 | 8 | 71 |
| | No | | | | 0 | 4 | 7 | | 11 | 4 | 7 | 0 | 11 |
| | Total | 16 | 13 | 4 | 33 | 22 | 23 | 4 | 49 | 38 | 36 | 8 | 82 |
| High Sec. | Yes | 16 | 15 | 1 | 32 | 8 | 3 | | 11 | 24 | 18 | 1 | 43 |
| | Total | 16 | 15 | 1 | 32 | 8 | 3 | | 11 | 24 | 18 | 1 | 43 |
| Grand Total (At all Levels) | | 36 | 28 | 77 | 141 | 88 | 75 | 90 | 253 | 124 | 103 | 167 | 394 |

TABLE 9.11
PHYSICAL FACILITIES
(Laterine For Students)
2001-2002

Islamabad

| Level | Facility | URBAN | | | | RURAL | | | | TOTAL | | | |
|------------------------------------|----------|-----------|-----------|-----------|------------|-----------|-----------|-----------|------------|------------|------------|------------|------------|
| | | Boys | Girls | Mixed | Total | Boys | Girls | Mixed | Total | Boys | Girls | Mixed | Total |
| Primary | Yes | 1 | | 67 | 68 | 32 | 26 | 52 | 110 | 33 | 26 | 119 | 178 |
| | No | 1 | | | 1 | 12 | 5 | 26 | 43 | 13 | 5 | 26 | 44 |
| | Total | 2 | | 67 | 69 | 44 | 31 | 78 | 153 | 46 | 31 | 145 | 222 |
| Middle | Yes | 1 | | 5 | 6 | 12 | 15 | 8 | 35 | 13 | 15 | 13 | 41 |
| | No | 1 | | | 1 | 2 | 3 | | 5 | 3 | 3 | 0 | 6 |
| | Total | 2 | | 5 | 7 | 14 | 18 | 8 | 40 | 16 | 18 | 13 | 47 |
| High | Yes | 16 | 13 | 4 | 33 | 20 | 22 | 4 | 46 | 36 | 35 | 8 | 79 |
| | No | | | | 0 | 2 | 1 | | 3 | 2 | 1 | 0 | 3 |
| | Total | 16 | 13 | 4 | 33 | 22 | 23 | 4 | 49 | 38 | 36 | 8 | 82 |
| High Sec. | Yes | 16 | 15 | 1 | 32 | 7 | 3 | | 10 | 23 | 18 | 1 | 42 |
| | No | | | | 0 | 1 | | | 1 | 1 | 0 | 0 | 1 |
| | Total | 16 | 15 | 1 | 32 | 8 | 3 | | 11 | 24 | 18 | 1 | 43 |
| Grand Total (At all Levels) | | 36 | 28 | 77 | 141 | 88 | 75 | 90 | 253 | 124 | 103 | 167 | 394 |

TABLE 9.12
PHYSICAL FACILITIES
(BOUNDARY WALL)
2001-2002

| | | URBAN | | | | RURAL | | | | TOTAL | | | |
|------------------------------------|--------------|-----------|-----------|-----------|------------|-----------|-----------|-----------|------------|------------|------------|------------|------------|
| Level | Facility | Boys | Girls | Mixed | Total | Boys | Girls | Mixed | Total | Boys | Girls | Mixed | Total |
| Primary | Yes | 1 | | 66 | 67 | 35 | 29 | 64 | 128 | 36 | 29 | 130 | 195 |
| | No | 1 | | 1 | 2 | 9 | 2 | 14 | 25 | 10 | 2 | 15 | 27 |
| | Total | 2 | | 67 | 69 | 44 | 31 | 78 | 153 | 46 | 31 | 145 | 222 |
| Middle | Yes | 2 | | 5 | 7 | 13 | 17 | 7 | 37 | 15 | 17 | 12 | 44 |
| | No | | | | 0 | 1 | 1 | 1 | 3 | 1 | 1 | 1 | 3 |
| | Total | 2 | | 5 | 7 | 14 | 18 | 8 | 40 | 16 | 18 | 13 | 47 |
| High | Yes | 16 | 13 | 4 | 33 | 19 | 19 | 4 | 42 | 35 | 32 | 8 | 75 |
| | No | | | | 0 | 3 | 4 | | 7 | 3 | 4 | 0 | 7 |
| | Total | 16 | 13 | 4 | 33 | 22 | 23 | 4 | 49 | 38 | 36 | 8 | 82 |
| High Sec. | Yes | 16 | 15 | 1 | 32 | 8 | 3 | | 11 | 24 | 18 | 1 | 43 |
| | Total | 16 | 15 | 1 | 32 | 8 | 3 | | 11 | 24 | 18 | 1 | 43 |
| Grand Total (At all Levels) | | 36 | 28 | 77 | 141 | 88 | 75 | 90 | 253 | 124 | 103 | 167 | 394 |